



VICTORIAN RAILWAYS

WORKING TIME-TABLE

Northern and Midland Districts

On and after 31st October, 1982

(NOT TO BE ISSUED TO THE PUBLIC)

Suggestions or proposed alterations for next issue are to be forwarded to
the Chief Operations Manager (Room G.28M, Phone 1092)

GENERAL INSTRUCTIONS

BLOCK NOTES

MELBOURNE-BENDIGO

Except as shown hereunder, the Double Line Block Telegraph System is in force on the Up and Down journeys on the following Sections:-

St. Albans and Sydenham, Sydenham and Diggers Rest, Diggers Rest and Sunbury, Sunbury and Clarkefield, Clarkefield and Riddells Creek, Riddells Creek and Gisborne, Gisborne and Macedon, Macedon and Woodend, Woodend and Kyneton, Kyneton and Elphinstone, Elphinstone and Castlemaine "A", Castlemaine "A" and Castlemaine "B", Castlemaine "B" and Ravenswood, Ravenswood and Kangaroo Flat, Kangaroo Flat and Golden Square, Golden Square and Bendigo "A", Bendigo "A" and Bendigo "B", Williamson Street Signal Box "C" and North Bendigo Junction "D".

The following are switched in as Block Posts:-

Sunbury.-From 05 50 Mondays until No. 8061 clears on Saturdays.

Clarkefield.-Mondays from 05 50 until No. 9054 clears; Tuesdays to Fridays from 05 35 until No. 9054 clears each day; Saturdays from 06 55 until No. 8040 clears.

Riddells Creek.-Mondays to Fridays from 05 50 until No. 9056 clears.

Macedon.-Mondays to Fridays inclusive from 05 35 until No. 9057 clears; Saturdays from 06 40 until No. 8021 clears.

Woodend.-Mondays from 06 00 until No. 8061 clears on Saturdays.

Elphinstone.-Mondays to Fridays from 13 00 each day until 05 00 hours the following day. *From 1700 Hrs each day and until 0100 Hrs the following days.*

Castlemaine "A" Box.-From 07 00 Mondays until No. 8061 clears on Saturdays.

Ravenswood.-Mondays to Fridays from 21 40 until No. 9081 clears next day.

Kangaroo Flat.-As arranged by the Train Controller.

Golden Square.-As arranged by the Train Controller.

Bendigo "A" Box.-From 03 30 Mondays until No. 9081 clears on Saturdays.

Three position signalling is in force on the Up and Down journey between No. 1 Box, Spencer Street and St. Albans.

Bendigo Racecourse Platform may be opened as a Staff Station as required when published.

MINIATURE AUTOMATIC STAFF EXCHANGING APPARATUS

Position so equipped:-Nil.

DISTANCE IN KILOMETRES FROM MELBOURNE (SPENCER STREET) TO:-

Melbourne-Bendigo		Bendigo-Deniliquin	
North Melbourne	1.5	Bendigo	162
South Kensington	3.5	North Bendigo Junction	164
Footscray	5.5	White Hills Siding	166
Middle Footscray	6.5	Bendigo Racecourse	167
West Footscray	7	Epsom	170
Tottenham Goods Yard	9	Epsom Pottery Siding	170
Tottenham	9	Goornong	Via 190
Sunshine	12.5	Elmore	Seymour 207
Albion	13.5	Rochester	223
Albion Junction	14	Echuca	223 250
Boral Resources Siding	14	Moama	236 253
Furlong	16	Barnes	245 262
St. Albans	18	Mathoura	272 289
Sydenham	24	Gulpa Siding	285 302
Diggers Rest	32.5	Deniliquin Sale Yards Siding	303 320
Sunbury	38	Deniliquin	306 323
Rupertswood Platform	39.5		
Clarkefield	50.5		
Riddells Creek	57		
Gisborne	64		
Macedon	70	Echuca-Balranald	Via Seymour
Woodend	78	Echuca	233 250
Carlsruhe	85	Moama	236 253
Kyneton	92	Barnes	245 262
Malmsbury	102	Womboota	262 279
Elphinstone	113	Bunnaloo	279 296
Castlemaine	125	Caldwell	297 314
Harcourt	133	Wakool	318 335
Ravenswood	145	Burraboi	329 346
Kangaroo Flat	157	Moulamein	372 389
Golden Square	160	Perekerten	398 415
Bendigo	162	Balranald	438 455
North Bendigo Junction	164		
Gas Company's Siding	165		
Sandhurst	166		
California Gully Siding	168		
Eaglehawk	170		
Sebastian	187		
Raywood	193	Elmore-Diggora West	
Tandarra	204	Elmore	207
Dingee	211	Hunter	218
Prairie	219	Diggora West	226
Mitiamo	229		
Pyramid	249		
Macorna	266		
Kerang	289		
Mystic Park	317		
Lake Boga	330	Bendigo-Freezing Co. Siding	
Swan Hill	345	Bendigo	162
Swan Milling Company Siding	346	North Bendigo Junction	164
Caltex Siding	346	Boral Resources Siding	166
B.P. Siding	346	Canada Packers (Aust.) Pty. Ltd. Siding	167
Live Stock Siding	348	Freezing Company's Siding	168
Woorinen	357		
Pira	366		
Nyahwest	374		
Miralie	383		
Piangil	389		
Natya	403		
Kooloonong	415		

DISTANCE IN KILOMETRES FROM MELBOURNE (SPENCER STREET) TO:-

Bendigo-Korong Vale-Sea Lake-Kulwin	
Bendigo	162
North Bendigo Junction	164
Gas Company's Siding	165
Sandhurst	166
California Gully Siding	168
Eaglehawk	170
Marong	181
Leichardt	189
Bridgewater	203
Inglewood	211
Kurtin	217
Wedderburn Junction	235
Korong Vale	243
Wychitella	257
Buckrabanyule	265
Barrakee	271
Charlton	279
Charlton Cattle Siding	279
Teddywaddy	288
Glenloth	295
Wycheproof	306
Grain Elevator Board Siding	308
Dumosa	322
Nullawil	333
Warne	343
Culgoa	349
Berriwillock	363
Boigbeat	374
Sea Lake	383
Ninda	393
Nyarrin	402
Nandaly	411
Pier Millan	418
Mittyack	429
Kulwin	443

Korong Vale-Robinvale	
Korong Vale	243
Borong	251
Mysia	258
Grain Elevator Board Siding	270
Boort	272
Barraport	285
Gredgwin	291
Oakvale	298
Quambatook	307
Cannie	320
Lalbert	331
Meatian	342
Ultima	356
Gowanford	365
Waitchie	376
Chillingollah	388
Chinkapook	401
Cocamba	411
Manangatang	418
Bolton	427
Annuello	441
Bannerton	459
Robinvale	472

Korong Vale-Wedderburn	
Korong Vale	243
Wedderburn Junction	235
Wedderburn	243

Castlemaine-Maryborough	
Castlemaine	125
Maldon Junction	126
Guildford	136
Newstead	148
Moolort	162
Carisbrook	173
Maryborough	180

Maryborough-Ararat	
Maryborough	180
Avoca	205
Elmhurst	233
Ararat	268
	Via Ballarat 211

Ballarat-Maryborough-Mildura-Yelta	
Ballarat	119
North Ballarat Junction	120
S.E.C. Siding	122.5
Waubra Junction	128
Creswick	137
North Creswick	139
Clunes	156
Talbot	173

Maryborough	
Maryborough	180
Bet Bet	195
Dunolly	202
Bealiba	222
Emu	234
St. Arnaud	255
Sutherland	267
Swanwater	274
Cope Cope	282
Donald Freezing Works Siding	292
B.P. and Mobil Siding	294
Donald	294
Litchfield	309
Massey	318
Watchem	326
Morton Plains	334
Birchip	346
Kinnabulla	361
Curyo	366
Watchupga	378
Woomelang	388
Lascalles	400
Gama	409
Turriff	419
Speed	426
Tempy	433
Nunga	457
Ouyen	465
Kiamal	474
Hattah	499
Nowingi	519
Carwarp	534
Redcliffs	551
Irymple	559
Mildura Live Stock Siding	563
Sarnia Packing Company Siding	564
Caltex Oil Company Siding	564
Mildura Co-op. Fruit Co. Siding	564
Mildura	566
Mildura Oil Siding	567
Merbein	577
Yelta	586
	Via Castle-maine 187
	202
	209
	229
	241
	262
	274
	281
	289
	299
	301
	301
	316
	325
	333
	341
	353
	368
	373
	385
	395
	407
	416
	426
	433
	440
	464
	472
	481
	506
	526
	541
	558
	566
	570
	571
	571
	571
	573
	574
	584
	593

DISTANCE IN KILOMETRES FROM MELBOURNE (SPENCER STREET) TO:-

Ballarat-Allendale	
Ballarat	119
North Ballarat Junction	120
Créswick	137
North Créswick	139
Allendale	145

Redcliffs-Meringur		Via Castle- maine
Redcliffs	551	558
Pirita	580	587
Merrinee	589	596
Karawinna	599	606
Werrimull	608	615
Bambill	617	624
Yarrara	625	632
Meringur	633	640

Ouyen-Pinnaroo		Via Castle- maine
Ouyen	465	472
Galah	480	487
Walpeup	495	502
Torrta	503	510
Underbool	515	522
Linga	525	532
Tutye	546	553
Cowangie	556	563
Murrayville	574	581
Carina	582	589
Panitya	592	599
Pinnaroo Border	594	601
Pinnaroo	600	607

Maryborough-Inglewood Via Castlemaine and Maryborough		Via Mary- borough	Via Ben- digo
Maryborough	180		
Bet Bet	195		
Dunolly	202		
Llanelly	223		
Inglewood	242		

FLASHING LIGHT SIGNALS AND BOOM BARRIERS.

(Instructions pages 76-77 General Appendix).

Name and Kilometres of Nearest Station	Level Crossing	Distance Kilometres	Type
NEWPORT-SUNSHINE			
Brookwood Siding 12.872	Barley Board Access Road T	12.955	FL
Brooklyn Signal Box 15.447	Kernot Street T	12.528	FL
" "	Francis Street T	14.250	FL
" "	Somerville Road	15.497	FL
Sunshine 18.306	Sunshine Road T	17.125	FL
NORTHERN			
Sunshine 12.254	Anderson Road T	13.258	BB
Albion 13.650	Furlong Road T	15.829	FL
St. Albans 17.814	Taylor's Road T	19.805	FL
Sunbury 38.279	Station Street	38.011	FL
Woodend 78.085	Tylden Road T	79.658	FL
Kyneton 91.552	Lauriston Road T	95.545	FL
Elphinstone 113.044	Sutton Grange Road T	109.488	FL
" "	Old Calder Highway T	113.124	FL
Golden Square 159.843	Oak Street T	159.040	FL
BENDIGO-EAGLEHAWK			
Bendigo 162.242	Mundy Street	162.837	BB
" "	McCrae Street T	164.661	FL
" "	Weeroona Avenue T	165.028	FL
" "	Thunder Street T	165.312	FL
Eaglehawk 170.106	Prowse's Road T	166.659	FL
" "	Holdsworth Road	167.478	FL
" "	Nelson Street	168.399	FL
" "	Victoria Street T	169.668	FL
EAGLEHAWK-SWAN HILL			
Eaglehawk 170.106	Hopkins Avenue	171.515	FL
" "	Marong Road T	173.152	FL
" "	Loddon Valley Highway T	173.461	FL
Pyramid 249.350	Victoria Street T	249.088	FL
Kerang 288.885	Murray Valley Highway T	285.313	FL
" "	Wellington Street T	288.634	FL
" "	Vaughan Street T	289.380	FL
" "	Victoria Street T	289.839	FL
" "	Murray Valley Highway T	294.399	FL
Lake Boga 330.078	Murray Valley Highway T	336.566	FL
SWAN HILL-WOORINEN			
Swan Hill 345.659	Gray Street T	344.417	FL
" "	McCallum Street T	345.659	FL
" "	Murray Valley Highway T	347.221	FL
NORTH BENDIGO-DENILIQVIN			
Bendigo 162.242	Powell Street T	165.448	FL
Epsom 169.743	Heinz Street T	167.336	FL
" "	Roper Street T	168.905	FL
" "	Howard Street T	169.811	FL
Bagshot 180.047	Midland Highway T	179.874	FL
Rochester 223.452	Northern Highway T	223.657	FL
" "	Elizabeth Street T	223.961	FL
Echuca 249.990	Murray Valley Highway T	208.934	FL
" "	Murray River Bridge T	233.939	FL
" "	Murray River Bridge T	234.580	FL
Moama 235.516	Meninya Street T	235.110	FL
Barnes 245.120	Cobb Highway T	245.602	FL
EAGLEHAWK-KORONG VALE			
Marong 181.048	Calder Highway T	179.937	FL
" "	Ravenswood Road T	180.930	FL
" "	Calder Highway T	195.797	FL
Bridgewater 203.451	Lyndhurst Street	203.683	FL
Inglewood 210.629	Calder Highway T	211.484	FL
Glenalbyn 224.171	Calder Highway T	224.958	FL
KORONG VALE-KULWIN			
Charlton 279.489	Calder Highway T	280.050	FL
Teddywaddy 287.763	Calder Highway T	288.006	FL
KORONG VALE-ROBINVALE			
Boort 271.859	Godfrey Street T	271.859	FL
DUNOLLY-INGLEWOOD			
Inglewood 210.629	Calder Highway T	211.153	FL
CASTLEMAINE-MARYBOROUGH			
Castlemaine 125.484	Rowe Street T	126.356	FL
" "	Maclise Street T	126.983	FL
" "	Moscript Street T	128.592	FL
" "	Freyers Road	129.947	FL
Newstead 148.280	Creswick Road T	148.436	FL
" "	Pyrenees Highway T	149.857	FL

FLASHING LIGHT SIGNALS AND BOOM BARRIERS.—Continued

(Instructions pages 76–77 General Appendix).

Name and Kilometres of Nearest Station	Level Crossing	Distance Kilometres	Type
MARYBOROUGH-ARARAT			
Maryborough 180.137	Derby Road T	181.600	FL
"	Pyrenees Highway T	184.333	FL
Avoca 204.383	Sunraysia Highway T	205.088	FL
Elmhurst 232.982	Pyrenees Highway T	217.799	FL
"	Pyrenees Highway T	227.898	FL
"	Pyrenees Highway T	235.869	FL
BALLARAT-MILDURA			
Ballarat 118.801	Howitt Street T	120.786	FL
"	Norman Street T	121.597	FL
Creswick 137.479	Midland Highway T	129.081	FL
"	Victoria Street T	137.684	FL
"	Williams Road T	139.032	FL
Clunes 155.545	Ballarat Road T	149.962	FL
Talbot 172.867	Ballarat-Maryborough Road T	172.269	FL
Maryborough 187.041	Inkerman Street	186.742	BB
" 180.137	Tulleroop Road T	182.202	FL
"	Lean Street T	185.659	FL
Bet Bet 194.869	Eddington Road T	190.046	FL
"	Dunolly Road T	195.012	FL
St. Arnaud 255.267	Sunraysia Highway T	254.654	FL
"	Millett Street T	255.516	FL
"	Wimmera Highway T	255.752	FL
"	Alma Street T	256.119	FL
"	Sunraysia Highway T	256.763	FL
Cope Cope 281.586	Sunraysia Highway T	279.029	FL
Donald 293.693	Sunraysia Highway T	292.286	FL
"	Hammill Street	294.027	FL
"	Sunraysia Highway T	300.963	FL
Litchfield 308.805	Borong Highway T	309.207	FL
Massey 317.356	Sunraysia Highway T	317.571	FL
Lascelles 399.656	Henty Highway T	399.358	FL
Ouyen 464.854	Ouyen Highway T	464.623	FL
Redcliffs 551.051	Murray Avenue T	550.536	FL
"	Fitzroy Avenue T	551.582	FL
Irymple 558.731	Irymple Avenue T	558.523	FL
"	Calder Highway T	559.287	FL
"	Karadoc Avenue T	560.252	FL
"	Sandalong Avenue T	561.199	FL
"	Cowra Avenue T	562.141	FL
Mildura 565.419	Benetook Avenue and Eleventh Street T	563.069	FL
"	Ettiwanda Avenue T	563.801	FL
"	San Mateo Avenue T	564.528	FL
"	Seventh Street T	564.924	FL
"	Chaffey Avenue T	566.043	FL
"	Eleventh Street T	567.085	FL

Abbreviations: Flashing Lights—FL. Boom Barriers.—BB.

Level Crossings in above list indicated by the letter T are equipped with telephone communication.

WATERING FACILITIES

STATION-	Loco. & tank water (L)	Carriage water (C)	Emergency water and description (if not provided with "L" or "C" water)
Ararat		o	-
Avoca		o	-
Ballarat		o	Fire hose
Balranald		o	-
Bendigo		o	-
Birchip		o	Fire hose
Boort		o	-
Castlemaine		o	Fire hose
Charlton		o	-
Chillingollah		o	Fire hose
Creswick		o	Fire hose
Deniliquin		o	-
Donald		o	-
Echuca		o	-
Elmore		o	-
Hattah		o	-
Inglewood		o	Fire hose
Kerang		o	-
Korong Vale		o	Fire hose
Kyneton		o	Fire hose
Macedon		o	-
Maryborough		o	-
Mathoura		o	-
MELBOURNE			
Flinders Street		o	-
Spencer Street		o	-
Dynon		o	-
Mildura		o	Fire hose
Mitiamo		o	Fire hose
Moulamein		o	-
Murrayville		o	-
Newport (Workshops)		o	-
Ouyen		o	Fire hose
Piangil		o	Fire hose
Raywood		o	-
Robinvale		o	Fire hose
Sea Lake		o	-
St. Arnaud		o	-
Swan Hill		o	-
Underbool		o	-
Woodend		o	Fire hose
Woomelang		o	Fire hose
Wycheproof		o	-

INTERCITY AND INTERURBAN PASSENGER TRAIN LOADS.

Train	Section	Loco.	Schedule Load
			Tonnes
DOWN:-			
04 55 (No. 8003)	Melbourne-Sunbury		D.E.R.M.
05 55 (No. 8005)	Melbourne-Sunbury		D.E.R.M. & Tlr.
06 25 (No. 8007)	Melbourne-Sunbury	Y	120
07 50 (No. 8009)	Melbourne-Bendigo	B	225
08 05 (No. 8011)	Melbourne-Sunbury		D.E.R.M. & Tlr.
	Sunbury-Kyneton		600 H.P.
08 05 (No. 8011)	Melbourne-Kyneton		600 H.P.
08 45 (No. 8013)	Melbourne-Bendigo	B	225
09 35 (No. 8081)	Melbourne-Swan Hill	2B	450
09 50 (No. 8015)	Melbourne-Bendigo	B	225
10 05 (No. 8017)	Melbourne-Kyneton		D.E.R.M.
12 45 (No. 8021)	Melbourne-Kyneton	T	225
12 45 (No. 8021)	Melbourne-Kyneton		Saturday
13 45 (No. 8025)	Melbourne-Bendigo	X	600 H.P. & Tlr.
15 00 (No. 8029)	Melbourne-Kyneton		250
15 58 (No. 8033)	Melbourne-Sunbury		600 H.P. & Tlr.
16 30 (No. 8037)	Melbourne-Kyneton	T	D.E.R.M. & Tlr.
16 10 (No. 8085)	Melbourne-Bendigo	B	225
17 05 (No. 8039)	Melbourne-Kyneton	B	225
17 15 (No. 8041)	Melbourne-Sunbury	Y	120
17 40 (No. 8043)	Melbourne-Swan Hill	X	250
17 45 (No. 8051)	Melbourne-Kyneton	T	225
18 05 (No. 8061)	Melbourne-Swan Hill	X	250
18 30 (No. 8065)	Melbourne-Bendigo	B	225
19 15 (No. 8069)	Melbourne-Sunbury		Monday to Sat.
19 45 (No. 8089)	Melbourne-Bendigo	B	225
20 45 (No. 8071)	Melbourne-Bendigo	B	Sunday
21 25 (No. 8073)	Melbourne-Sunbury		Friday only
			225
			D.E.R.M.
UP:-			
05 50 (No. 8004)	Sunbury-Melbourne		D.E.R.M.
04 50 (No. 8006)	Bendigo-Melbourne	B	225
05 45 (No. 8008)	Kyneton-Melbourne	T	225
07 00 (No. 8012)	Sunbury-Melbourne		D.E.R.M. & Tlr.
06 40 (No. 8018)	Kyneton-Melbourne	B	225
06 40 (No. 8018)	Kyneton-Melbourne	T	Saturday
07 10 (No. 8022)	Kyneton-Melbourne	T	225
07 35 (No. 8020)	Sunbury-Melbourne	Y	120
06 45 (No. 8026)	Bendigo-Melbourne	B	225
07 00 (No. 8026)	Bendigo-Melbourne	B	Saturday
09 10 (No. 8034)	Sunbury-Melbourne		D.E.R.M.
06 40 (No. 8038)	Swan Hill-Melbourne	X	250
08 30 (No. 8080)	Bendigo-Melbourne	B	225
10 20 (No. 8040)	Kyneton-Melbourne		Monday to Fri.
10 20 (No. 8040)	Kyneton-Melbourne		Saturday
11 00 (No. 8046)	Bendigo-Melbourne	B	600 H.P.
12 00 (No. 8046)	Bendigo-Melbourne	B	600 H.P.
12 15 (No. 8048)	Kyneton-Melbourne		225
14 00 (No. 8052)	Bendigo-Melbourne	B	D.E.R.M.
15 15 (No. 8054)	Kyneton-Melbourne		225
15 25 (No. 8054)	Kyneton-Melbourne	T	600 H.P. & Tlr.
17 05 (No. 8056)	Sunbury-Melbourne		225
17 00 (No. 8084)	Bendigo-Melbourne	B	D.E.R.M. & Tlr.
17 10 (No. 8058)	Kyneton-Melbourne		225
17 00 (No. 8062)	Bendigo-Melbourne	X	600 H.P. & Tlr.
18 50 (No. 8064)	Sunbury-Melbourne	Y	250
20 15 (No. 8070)	Sunbury-Melbourne		120
16 30 (No. 8088)	Swan Hill-Melbourne	2B	D.E.R.M.
22 15 (No. 8074)	Sunbury-Melbourne		450
			D.E.R.M.
DOWN:-			
23 35 (No. 8143)	Ballarat-Mildura	X	455
UP:-			
21 25 (No. 8110)	Mildura-Ballarat	X	455

PASSENGER TRAIN LOCOMOTIVE SCHEDULES

MELBOURNE-BENDIGO

DOWN	"X" Class 250 tns	"X" Class 250 tns			"B" Class 250 tns	"B" Class 200 tns	"B" Class 200 tns				"T" Class 225 tns	"Y" Class 120 tns
Spencer St. to-	mins	mins			mins	mins	mins				mins	mins
Nth. Melbourne	4*	4*	4*	4*	4*	4*	4*
Sth. Kensington	2*	2*	2*	2*	2*	2*	2*
Footscray	3*	3*	3*	3*	3*	3	3
Tottenham	4*	4*	4*	4*	4*	4*	5*
Sunshine	3*	4*	3*	3*	4	4	4
Albion	*	*	*	*	*	*	*
Furlong	*	*	*	*	*	*	*
St. Albans	4*	5*	6	4*	5*	5*	6
Sydenham	4*	4*	6*	4*	4*	7*	8
Diggers Rest	6*	6*	6*	6*	6*	10*	11
Sunbury	4*	4*	4*	4*	4*	7	10
Rupertswood Plat.	*	*	*	*	*	*	*
Clarkefield	9*	9*	10	9*	9*	14	..
Riddells Creek	4*	4*	5	4*	4*	8	..
Gisborne	6*	6*	7	6*	6*	11	..
Macedon	4*	4*	5	4*	4*	7	..
Woodend	6*	7	8	6*	7	12	..
Carlsruhe	*	*	*	*	*	*	..
Kyneton	9*	10	12	9*	10	13	..
Malmsbury	6*	7	6*	7
Elphinstone	6*	6*	6*	6*
Castlemaine	10	10	10	10
Harcourt	*	*	*	*
Ravenswood	14*	14*	14*	14*
Kangaroo Flat	7*	8	7*	8
Golden Square	*	*	*	*
Bendigo	5	5	5	5
TOTAL	120	126			85	120	126				111	53

BENDIGO-MELBOURNE

UP	"X" Class 250 tns	"X" Class 250 tns			"B" Class 250 tns	"B" Class 200 tns	"B" Class 200 tns	"B" Class 200 tns			"T" Class 225 tns	"Y" Class 120 tns
Bendigo to-	mins	mins			mins	mins	mins	mins			mins	mins
Golden Square	*	*	*	*	*	*
Kangaroo Flat	5*	6	5*	5*	6	5*
Ravenswood	8*	9*	9	8*	9*	8*
Harcourt	*	*	*	*	*	*
Castlemaine	13	13	13	13	13	13
Elphinstone	11*	11*	13*	11*	11*	11*
Malmsbury	6*	7	7*	6*	7	6*
Kyneton	7	8	9	7	8	7
Carlsruhe	*	*	*	*	*	*
Woodend	9*	10	10	9*	10	10	13	..
Macedon	5*	5*	6	5*	5*	6	8	..
Gisborne	3*	3*	4	3*	3*	4	5	..
Riddells Creek	4*	4*	5	4*	4*	5	6	..
Clarkefield	4*	4*	5	4*	4*	5	5	..
Rupertswood Plat.	*	*	*	*	*	*	*	..
Sunbury	7*	7*	9	7*	7*	8	8*	..
Diggers Rest	3*	3*	5*	3*	3*	5	5*	6
Sydenham	5*	5*	5*	5*	5*	6	6*	7
St. Albans	4*	4*	4*	4*	4*	4*	5*	7
Furlong	*	*	*	*	*	*	*	*
Albion	*	*	*	*	*	*	*	*
Sunshine	4*	5	5	4*	5	5	5	6
Tottenham	3*	3*	3*	3*	3*	3*	4*	3*
Footscray	3*	3*	3*	3*	3*	3*	4	5
Sth. Kensington	2*	2*	2*	2*	2*	2*	3*	3*
Nth. Melbourne	2*	2*	2*	2*	2*	2*	2*	3*
Spencer Street	4	4	4	4	4	4	4*	4
TOTAL	112	118			128	112	118	122			83	44

* Locomotive Running Schedule based on train being non-stop at these stations.

PASSENGER TRAIN LOCOMOTIVE SCHEDULES—continued.

BALLARAT-MARYBOROUGH-MILDURA

DOWN	Locomotive Running Time		UP	Locomotive Running Time	
	"X" Class 455 tns	"B" Class 225 tns		"X" Class 455 tns	"B" Class 225 tns
	mins.	mins		mins	mins
Ballarat to—			Mildura to—		
North Ballarat	*	*	Irymple	7	7
Creswick	20	16*	Redcliffs	8	7
North Creswick	*	*	Carwarp.	16	15
Clunes	19	15*	Nowingi	*	*
Talbot.	16	14*	Hattah	29	29
Maryborough	20	15	Kiamal	*	3
Bet Bet	*	*	Ouyen	28	26
Dunolly	20	19	Tempy	*	3
Bealiba	21	17	speed.	34	34
Emu	*	*	Turriff	*	3
St. Arnaud.	30	26	Gama	*	*
Sutherland	*	*	Lascelles	23	22
Cope Cope	23	21*	Woomelang	11	10
Donald	11	11	Watchupga	*	*
Litchfield	*	13*	Curyo	*	*
Watchem	30	14	Kinnabulla.	*	*
Birchip	18	18	Birchip	34	34
Kinnabulla.	*	*	Watchem	18	18
Curyo	*	*	Litchfield	*	14
Watchupga	*	*	Donald	30	13
Woomelang	34	34	Cope Cope	11	11*
Lascelles	11	10	Sutherland	*	*
Gama	*	*	St. Arnaud.	28	23
Turriff	*	*	Emu	*	*
Speed	23	22	Bealiba	29	27
Tempy	*	*	Dunolly	20	17
Ouyen	34	34	Bet Bet	*	*
Kiamal	*	*	Maryborough	19	19
Hattah	28	28	Talbot.	16	14*
Nowingi	*	*	Clunes	20	15*
Carwarp.	29	28	North Creswick	*	*
Redcliffs	16	15	Creswick	23	16*
Irymple	8	7	North Ballarat	*	*
Mildura	7	7	Ballarat	20	18
Total	418	384	Total	424	389

* Locomotive running schedule based on train being non-stop at these stations.

PASSENGER TRAIN LOCOMOTIVE SCHEDULES.—continued.

BENDIGO—SWAN HILL.

DOWN	Locomotive Running Times		UP	Locomotive Running Times	
	'X' Class 280 tonnes	'B' Class 250 tonnes		'X' Class 280 tonnes	'B' Class 250 tonnes
Bendigo to—	Mins.	Mins.	Swan Hill to—	Mins.	Mins.
Nth Bendigo Junction	3*	3*	Lake Boga	11	11
Eaglehawk	6	6	Mystic Park	11*	11*
Sebastian	12	11*	Kerang	20	20
Raywood	5	5	Macorna	16	16
Dingee	12	12	Pyramid	12	12
Prairie	6*	7	Mitiamo	14	14
Mitiamo	7	7	Prairie	7*	8
Pyramid	14	14	Dingee	6	6
Macorna	12	12	Raywood	12	12
Kerang	16	16	Sebastian	7*	6*
Mystic Park	20*	20*	Eaglehawk	13	13
Lake Boga	10	10	Nth. Bendigo Junction	6*	6*
Swan Hill	11	11	Bendigo	3	3
Total	134	134	Total	138	138

RAIL MOTOR SCHEDULES.

MELBOURNE—SUNBURY—KYNETON.

DOWN	D.R.C. 600 H.P.	D.R.C. 600 H.P. with Trailer	D.E.R.M.	D.E.R.M. with Trailer	UP	D.R.C. 600 H.P.	D.R.C. 600 H.P. with Trailer	D.E.R.M.	D.E.R.M. with Trailer
	Mins.	Mins.	Mins.	Mins.		Mins.	Mins.	Mins.	Mins.
Spencer Street to—					Kyneton to—				
Footscray	8½	8½	8	9	Carlsruhe	6	6	7	..
Sunshine	8	8	8	8	Woodend	6	6	6½	..
St. Albans	6	6	5	6	Macedon	6½	7	7	..
Sydenham	6	6	6	6	Gisborne	4	4	4	..
Diggers Rest	7½	9½	9	10	Riddells Creek	6	6	6	..
Sunbury	5½	5½	6	7	Clarkefield	5	5	5½	..
Rupertswood Plat.	2	2	2	..	Rupertswood Plat.	7½	7½	8	..
Clarkefield	9	12	12	..	Sunbury	2	2	2	..
Riddells Creek	5½	6½	6	..	Diggers Rest	4½	5	4½	..
Gisborne	7½	9½	8	..	Sydenham	5½	6	6	7
Macedon	5	6	6	..	St. Albans	5	5	5	6
Woodend	7½	9	9	..	Sunshine	5	5	5	6
Carlsruhe	6	6	6	..	Footscray	8	8	8	8
Kyneton	5	5	5	..	Spencer Street	8	8½	8	9
Total	89	99½	96	46	Total	79	81	82½	42

GENERAL INSTRUCTIONS.

METHOD OF NUMBERING TRAIN TIME-TABLES, ETC.

Down trains are given odd and Up trains even numbers (Suburban Lines excepted).

The lines above departure time and figures at side indicate the station appointed for trains to meet or pass each other, also the numbers of the trains to be so met or passed.

For example, on pages 28 and 57 appear the following:-

DOWN		8143 "The Vineland" Sun. to Fri.	UP		9276 Goods Tues. to Fri.
ST. ARNAUD ES	<i>arr.</i>	Mon. to Sat. 02 10-8110	ST. ARNAUD ES	<i>arr.</i>	11 35
"	<i>dep.</i>	02 40● (a)	"	<i>dep.</i>	-225 12 20 (b)

The above examples indicates that at St. Arnaud

(a) No. 8143 (Down) on arrival meets No. 8110 (Up).

●-indicates that if No. 8110 is running late, No. 8143 may be expedited to avoid late running.

(b) No. 9276 (Up) on arrival meets No. 225 (Down).

Footnote references are indicated by Capital letters, A, B, C, etc., shown after the figures in train Schedules, such as 08 55S shown for No. 8011 (Down) train at Rupertswood Platform (page 5).

LOADS OF GOODS TRAINS.

The schedule loads laid down for Goods trains, on both Broad and Standard Gauge lines may be exceeded by the following authorised overloads:-

When hauled by a "B", "C", "L", "S" or "X" Class Locomotive - 25 tonnes
When hauled by an "H", "T" or "Y" Class Locomotive - 15 tonnes.

A train being hauled by locomotives working in multiple is authorised to have an overload equivalent to the total of that permitted to be taken by each of such locomotives.

EXAMPLES

(A) Train hauled by "T" + "T" locomotives in multiple - Permitted overload - 30 tonnes
(B) Train hauled by "B" + "T" locomotives in multiple - Permitted overload - 40 tonnes
(C) Train hauled by "X" + "B" locomotives in multiple - Permitted overload - 50 tonnes

Double-headed Loads.-The load which may be hauled by two locomotives is the combined load of the locomotives employed.

The general conditions governing locomotives assisting in front of trains and the lines on which double heading is permitted are shown on page 110.

Parcels Coaches and Motor Coaches.-(i) When Parcels Coaches and Motor Coaches, except Nos. 113 "M" and 156 "M" are used for hauling Goods, Stock, or Horse-boxes, the number of vehicles hauled must not exceed eight (8) including brakevan. The vehicle limit for 113 "M" and 156 "M" is governed by the load set out in clause (ii).

(ii) The maximum load for all Parcels Coaches and Motor Coaches (except as set out in clause (iii), must not exceed the following-

Ruling Grade.	Trailing Load.	Ruling Grade.	Trailing Load.
Level	410 tonnes	1 in 50	125 tonnes
1 in 200	285 "	1 in 40	100 "
1 in 100	215 "	1 in 30	70 "

(iii) When Motor Coaches Nos. 113 "M" or 156 "M" are used for shunting purposes in Jolimont Yards a maximum trailing load of 560 tonnes may be hauled.

Diesel Fordson Tractors.Maximum load hauling or propelling on level is 230 tonnes. The maximum load on grades at a speed of 10 kilometres per hour is as follows:-Grade 1 in 50, 30 tonnes; 1 in 75, 65 tonnes; 1 in 100, 85 tonnes; 1 in 110, 90 tonnes; 1 in 200, 150 tonnes. See page 109.

GENERAL INSTRUCTIONS—(Continued).

LOCOMOTIVE RUNNING SCHEDULES.

The following instructions are applicable to the Loads and Locomotive Running Schedules published in the Working Time-table.

(a) *Goods Trains.*—The schedules for Goods trains represent the time necessary to run each section with the specified load under average conditions.

(b) *Double Headed Trains.*—Trains assisted in the front by another locomotive are to be run to the same locomotive running schedules authorised for trains hauled by one locomotive, unless special schedules are provided.

(c) *Through Goods Trains.*—

The locomotive running schedules for Through Goods trains are based on the loads which a locomotive can haul over the Ruling Grade between recognised Terminal Stations and provide for these trains stopping at certain stations, viz.:-

Recognised Terminal Stations.

Stations where trains have to stop to test brakes.

Stations where locomotive Power is changed.

Should the train stop at any other station *en route*, an allowance of two (2) minutes over and above the Through schedule is to be allowed at each such station where train stops.

The Running Schedules for Through Goods Trains, except where schedules applicable to special loads are provided, are based on the Ruling Grade Loads between the recognised Terminal stations shown hereunder:-

Page	Sectional and Terminal Stations	Page	Sectional and Terminal Stations
79, 80	Sunshine to Newport	92	Korong Vale and Chillingollah
82	Melbourne to Woodend	93	Castlemaine to Maryborough and Ballarat
82	Woodend to Castlemaine	94, 95	Ballarat to Maryborough
82	Castlemaine to Bendigo	94, 95	Maryborough and Donald
83	Bendigo to Woodend	94, 95	Donald and Woomelang
83	Woodend to Melbourne	94, 95	Woomelang and Ouyen
84	Bendigo and Echuca	94, 95	Ouyen and Mildura
87	Bendigo and Raywood	93	Maryborough and Avoca
87	Raywood-Kerang and Swan Hill		
90, 91	Bendigo-Korong Vale and Wycheproof		

(d) *Roadside Goods Trains.*—The Locomotive Running Schedules for Roadside Goods Trains are based on the Sectional Loads and proportions of those loads, and provide for trains stopping at all stations.

Light Locomotives.—(i) The Running Schedule for a "Light" Locomotive, two "Light" Locomotives attached or in either case with a brakevan attached, shall (subject to the instructions on pages 106 to 109) be equal to the schedule for the fastest stopping Passenger or Mixed train, as the case may be, for the section over which the locomotive runs, unless a special schedule is issued to the contrary.

See page 108 for speed of light locomotives.

(ii) In every case where a brakevan is attached to a locomotive or locomotives, the train must be signalled as a "Through" Goods Train, but before sending the "Is Line Clear" Signal, each Signaller must inform the Signaller in advance, by telephone that the train consists of a locomotive (or locomotives) and brakevan.

It will be the duty of the Engineman to maintain the speed of his train as near to the maximum permissible speed as the load and grade will allow.

NEWPORT-SUNSHINE AND TOTTENHAM YARD

Locomotive Running Time				SECTION			LOAD TONNES					
Roadside Main Line Loads		Through Main Line Loads		SECTION			LOAD TONNES					
3/5th Load	Full Load	3/5th Load	Full Load	Kilo-metres	DOWN	E-East line W-West line	C	S or X	B	T or H	Y	W
3	4	3	3	1	Newport (d) to-							
..	1	Thomas' Mill Siding	W
..	1	Amalgamated Workshops Siding	E
..	1	Caltex Siding	W
..	2	McKenzie & Holland's Siding	W
..	3	Brookwood (See footnote)	W
..	Sulphates Chemical Co. Pty. Ltd. Siding
..	H. Beecham & Co. Ltd. Siding
..	R. J. Gilbertson Pty. Ltd. Siding
..	3	Aust. Barley Board Siding	W
..	3	Jas. Hardie & Co. Siding	W
..	3	H. A. Chalmers Pty. Ltd. Siding	E
..	3	H. H. Chadwick Transport Ltd. Siding	E
..	3	Sth. Brooklyn (Thos. Borthwick & Sons Pty. Ltd. Siding)	W
..	4	Rheem (Aust.) Pty. Ltd. Siding	E
..	4	Little Brooklyn Siding (a)	W
..	4	Malouf Industries Pty. Ltd. and Barrett Bros. & Burston & Co. Pty. Ltd. Siding	W
..	5	Construction Materials (Australia) Pty. Ltd. Siding	E
..	5	Smorgan Consolidated Industries Pty. Ltd. Siding	E
..	5	Co-op Farmers & Graziers Siding (Prossor)	W
..	5	S.E.C. Siding	W
..	5	Sims Consolidated Ltd. Siding	W
7	8	7	7	5	Brooklyn	W	1420	1270	1270
..	5	Dalgety Aust. Ltd. Siding	E
..	5	Armbrook	E
..	N. M. Watkins Siding
..	N. M. & P. Watkins Siding
..	5	Melbourne Machinery Co. Siding	W
..	5	Highfield Quarries Siding	W
..	5	V.R. Rubbish Tip Siding	W
..	Stramit Ind. Ltd.
..	6	Monsanto Siding	W
..	6	Stanley Quarries Siding	W
..	6	Western Metropolitan Market Trust Siding (see footnote)	W
7	8	7	7	8	Sunshine (d)	..	2500	1830	1830	1220	815	815
..	Brooklyn to-
7	8	7	7	3	Wash Dock Sidings	E	2500	1830	1830	1220	1015	1015
..	Tottenham Yard

Notes.

- (a) When starting from Little Brooklyn with full load, the train may set back towards Newport to get a run at the bank.
- (d) See General Appendix for special Instructions re Newport-Sunshine Loop Line.

Brookwood and Western Metropolitan Market Trust Sidings are unattended Electric Staff Posts and are to be worked in accordance with instructions in General Appendix.

NEWPORT-SUNSHINE AND TOTTENHAM YARD

Locomotive Running Time				SECTION			LOAD TONNES					
Roadside Main Line Loads		Through Main Line Loads					Kilo-metres	UP	E-East line W-West line	C	S or X	B
3/5th Load	Full Load	3/5th Load	Full Load									
7	8	7	7	3	Tottenham Yd. to- Wash Dock Sidings Brooklyn	E	3200	2135	2135	2135	1220	1220
..	1	Sunshine (d) to- Western Metropolitan Market Trust Sdg. (see footnote, page 80)	W
..	1	Stanley Quarries Siding	W
..	1	Monsanto Siding	W
..	3	V.R. Rubbish Tip Siding	W
..	3	Stramit Ind. Ltd.
..	3	Highfield Quarries Siding	W
..	3	Melbourne Machinery Co. Siding	W
..	3	Armbrook	E
..	N. M. Watkins Siding
..	N. M. & P. Watkins Siding
7	8	7	7	3	Dalgety Aust. Ltd. Siding	E
..	3	Brooklyn
..	3	Sims Consolidated Ltd. Siding	W
..	3	S.E.C. Siding	W
..	3	Co-op Farmers & Graziers Siding (Prossor)	W
..	3	Smorgan Consolidated Industries Pty. Ltd. Siding	E
..	3	Construction Materials (Australia) Pty. Ltd. Siding	E
..	3	Malouf Industries Pty. Ltd. and Barrett Bros. & Burston & Co. Pty. Ltd. Siding	W
..	3	Little Brooklyn Siding	W
..	3	Rheem (Aust.) Pty. Ltd. Siding	E
..	4	Sth. Brooklyn (Thos. Borthwick & Sons Pty. Ltd. Siding)	W
..	4	H. H. Chadwick Transport Pty. Ltd. Siding	E
..	5	H. A. Chalmers Pty. Ltd. Siding	E
..	5	Jas. Hardie & Coy's Siding	W
..	5	Aust. Barley Board Siding	W
..	5	Brookwood (see footnote, page 80)	W
..	Sulphates Chemical Co. Pty. Ltd. Siding
..	H. Beecham & Co. Ltd. Siding
..	R. J. Gilbertson Pty. Ltd. Siding
..	6	McKenzie & Holland's Siding	W
..	7	Caltex Siding	W
..	7	Amalgamated Workshops Siding	E
7	7	7	7	7	Thomas' Mill Siding	W
3	4	3	3	8	Newport (d)	..	3200	2135	2135	2135	1220	1220

Note.

(d) See General Appendix for special instructions re Newport-Sunshine Loop Line.

GENERAL REFERENCES TO FOOTNOTES OF GOODS LOAD SCHEDULES.

(Pages 79 to 97)

(d) Reference to General Appendix.

(f) Special vehicle limitations.

(x) Load for trains not requiring to stop at certain stations.

**GOODS TRAINS.
LOADS, VEHICLE LIMITS AND LOCOMOTIVE RUNNING TIMES
MELBOURNE AND SUNSHINE (VIA PASSENGER LINES)**

Locomotive Running Time				SECTION		LOAD TONNES					
Roadside Sectional Loads		Through Ruling Grade Loads				Kilo-metres	C	S or X	B	T or H	Y
3/5ths Load	Full Load	3/5ths Load	Full Load	DOWN							
12	15	12	15	3.5	Melbourne Yard to-South Kensington
7	9	7	9	7	West Footscray	730	730
14	16	14	16	12.5	Sunshine	2530	1830	1625	1220	815	815
UP											
12	13	10	13	5.5	Sunshine to-West Footscray (uu)	1830	1625	1220	1015	1015
8	11	8	11	9	South Kensington	2135	2135	1625	1220	1220
12	12	12	12	12.5	Melbourne Yard	3200	2135	2135	1625	1220	1220

(uu) Load for Up trains which have to be pushed back into Siding on Down side of West Footscray.

NOTE: The maximum vehicle limit is equal to 75.

MELBOURNE TO BENDIGO

Locomotive Running Time										SECTION	LOAD TONNES				
Roadside Sectional Loads			Through Trains						Km		DOWN	S or X	B	T or H	Y
			"B" Loco. 710 tonnes	"B" Loco. 405 tns.	"T" Loco. 510 tns.	"B" Loco. 255 tonnes	"S" or "X" 700 tns.	95 km/h							
3/5th Load	4/5th Load	Full Load	3/5th Load	Full Load			95 km/h	95 km/h							
		Via Tottenham Goods Line					(Via Pass. Lines)	(Via Gds. Lns.)							
12	13	15	3	Melbourne Yard to-					
11	12	13	10	Sth. Kensington				760	
9	10	11	30	30	25	30	15*	15*	13	Tottenham Yard					
3	4	4	14	Sunshine	1830	1625	1220	865	
..	Albion					
7	8	10	7	8	7	8	4*	4*	18	Furlong					
11	13	15	7	8	7	10	6	5*	24	St. Albans					
21	23	27	10	14	10	20	8	7*	33	Sydenham	1625	1420	1015	590	
9	10	11	7	7	7	8	5	4*	38	Diggers Rest	1120	915	660	425	
20	22	26	14	18	15	23	10	10*	51	Sunbury	1420	1220	965	660	
14	15	17	7	8	9	13	7	5*	57	Clarkefield (d)	865	760	510	365	
16	20	26	10	16	12	18	9	8*	64	Riddells Creek	1625	1420	1015	660	
14	15	16	6	8	8	10	6	5*	70	Gisborne	965	815	560	405	
18	20	23	11	14	13	18	9	8	78	Macedon	1120	915	710	455	
10	11	12	8	*	*	85	Woodend	965	760	510	365	
10	11	12	14	14	14	7	10	10	92	Carlruhe			1420	1015	
16	18	20	10	10	12	11	8	8	102	Kyneton					
17	19	22	11	11	14	12	10	10	113	Malmsbury			1625	1525	
17	19	20	12	12	15	15	11	11	125	Elphinstone					
14	15	17	8	10	9	12	7	7	133	Castlemaine	1830	1625	1220	865	
21	23	25	14	17	15	18	10	10	145	Harcourt	1625	1420	1015	760	
18	20	24	15	18	10	10	157	Ravenswood					
4	4	5	4	..	3	3	160	Kangaroo Flat	865	760	510	365	
4	4	5	20	22	5	8	4	4	162	Golden Square	2030	2030	1625	1220	
296	329	376	198	227	216	267	152	144	196	Bendigo					

* Locomotive Running Schedule based on train being non-stop at these stations.

Notes.

(d) See General Appendix for special instructions re Down trains shunting at Clarkefield.

BENDIGO TO MELBOURNE.

Locomotive Running Time							SECTION	Kilo- metres	UP	S or X	B	T or H	Y	LOAD TONNES						
Roadside Sectional Loads			Through Trains			Kilo- metres									UP	S or X	B	T or H	Y	LOAD TONNES
			"B" Loco. 710 tonnes	"T" Loco. 510 tonnes	"S" or "X" Loco. 700 tonnes 95 km/h															
3/5ths Load	4/5ths Load	Full Load	3/5ths Load	Full Load																
5	6	7	3*	2	Bendigo to-												
5	6	7	9	3*	5	Golden Square												
20	23	28	22	26	23	13*	17	Kangaroo Flat	1625	1420	1015	760						
21	24	28	15	19	20	12*	29	Ravenswood												
10	10	11	9	9	8	6	37	Harcourt	1015	815	560	425						
28	35	42	21	25	32	17*	49	Castlemaine	1830	1830	1830	1525						
18	20	24	13	14	15	9*	60	Elphinstone	915	760	510	365						
18	22	28	13	16	14	9*	70	Malmsbury	1120	915	610	455						
12	14	16	*	77	Kyneton	1220	1065	760	530						
11	12	14	15	17	17	13*	84	Carlsruhe				660						
13	15	18	10	11	11	8*	92	Woodend	1830	1625	1015	760						
9	9	9	6	6	6	4*	98	Macedon	2135	1830	1220	915						
11	12	12	8	8	8	5*	105	Gisborne										
9	9	9	7	7	7	5*	111	Riddells Creek (u)										
15	16	17	12	12	12	8*	124	Clarkefield (u)										
8	9	10	6	6	6	4*	129	Sunbury										
11	12	13	8	8	8	6*	138	Diggers Rest (u)										
8	9	10	6	6	6	5*	144	Sydenham (u)										
..	St. Albans										
4	4	5	*	148	Furlong										
3	4	4	7	7	7	5*	149	Albion										
8	9	11	152	Sunshine	2135	2135	1685	1625						
14	15	16	159	Tottenham Yard				1220						
12	12	12	30	30	30	25	162	South Kensington										
								Melbourne Yard	2135	2135	1625	1220						
273	307	351	208	227	239	160														
Via Tottenham			via Pass Line																	
Goods Line																				

**Notes.
Bendigo to Melbourne.**

* Locomotive running schedules based on train being non-stop at these stations.

(u) The tonnage which locomotives can push from the Up to the Down Main Line at Riddells Creek, Clarkefield, Diggers Rest and Sydenham, is shown hereunder:

Stations	S or X	T or H	B			Y	
Riddells Creek	1830	915	1625	610	..
Clarkefield	1625	815	1420	560	..
Diggers Rest	1625	815	1420	560	..
Sydenham	1420	815	1220	560	..

BENDIGO-ECHUCA-DENILQUIN.

Locomotive Running Time						SECTION	LOAD TONNES					
Roadside Sectional Loads			Through Ruling Grade Loads				Kilo-metres	DOWN	S or X	B	T	Y
3/5ths Load	4/5ths Load	Full Load	"T" "Y" class 510 tonnes	Full Load ("Y" class exc.)	"Y" class loco. Full Load							
5	6	7	4	2	Bendigo to-					
8	9	9	7	10	15	8	Nth. Bendigo Junction					
32	34	35	17	21	27	28	Epsom					
28	29	30	16	19	24	45	Goornong					
27	28	29	15	20	22	61	Elmore					
40	42	45	26	31	37	88	Rochester					
8	8	8	7	91	Echuca	1830	1830	1830		1270
14	15	16	13	100	Moama (c)					1270
41	43	45	39	127	Barnes					
50	53	56	47	161	Mathoura					
							Denilquin					1270
253	267	280	85	101	231							
							UP					
50	53	56	47	34	Denilquin to-					
41	43	45	39	61	Mathoura					
16	16	16	15	70	Barnes					
8	8	8	7	73	Moama					1270
48	53	58	26	32	37	100	Echuca					
28	31	34	15	21	22	116	Rochester					
29	34	41	16	22	24	133	Elmore					
37	41	45	27	29	32	153	Goornong	2030	2030	2030		1270
13	15	17	10	159	Epsom					
5	7	8	5	15	19	161	Nth. Bendigo Junction					
							Bendigo	1830	1525	1015		660
275	301	328	99	119	242							

Notes.

(c) The load which may be hauled by a single locomotive without assistance in the rear from Echuca to the Stop-board erected at the Up end of the Murray River Bridge is "Y" 1270 tonnes., subject to a speed of 30 kilometres per hour being attained at 251 kilometres. If necessary, the train is to be set back in the Echuca yard to obtain this speed.

ELMORE AND DIGGORA WEST.

Locomotive Running Time				SECTION		LOAD TONNES					
Roadside Sectional Loads			Thro. Ruling Grade Loads								
3/5ths Load	4/5ths Load	Full Load	Full Load	Kilometres	DOWN	T			Y		
17	19	21	19	11 19	Elmore to-Hunter Diggora West	1830	1220
12	13	14	11								
29	32	35	30								
				8 19	Diggora West to-Hunter Elmore	1830	1220
12	13	14	11								
19	21	23	20								
31	34	37	31								

ECHUCA AND BALRANALD.

Locomotive Running Time				SECTION		LOAD TONNES				
Roadside Sectional Loads			Thro. Ruling Grade Loads	Kilometres	SECTION	LOAD TONNES				
3/5ths Load	4/5ths Load	Full Load	Full Load			DOWN	Y			
8	8	8	7	3	Echuca to-			1270		
14	15	16	13	12	Barnes			1270		
30	31	32	31	29	Womboota					
28	30	32	31	46	Bunnaloo					
31	33	35	35	64	Caldwell					
40	43	46	41	85	Wakool					
21	22	23	21	96	Burraboi					
79	83	87	83	139	Moulamein					
41	43	46	41	165	Perekerten					
55	58	63	60	205	Balranald			1270		
347	366	388	363							
					UP					
55	58	63	60	40	Balranald to-					
41	43	46	41	66	Perekerten					
79	83	87	83	109	Moulamein					
21	22	23	22	120	Burraboi					
40	43	46	38	141	Wakool					
31	33	35	33	159	Caldwell					
28	30	32	32	176	Bunnaloo					
30	31	32	31	193	Womboota					
16	16	16	14	202	Barnes					
8	8	8	7	205	Moama					
					Echuca			1270		
349	367	388	361							

(c) See page 84.

BENDIGO TO SWAN HILL.

Locomotive Running Time						SECTION	LOAD TONNES					
Roadside Sectional Loads			Through Ruling Grade Loads				Kilo-metres	DOWN	S or X	B	T or H	Y
3/5ths Load	4/5ths Load	Full Load	Full Load	"T" or "Y" class 510 tonnes	"S" or "X" class 700 tonnes 80 km/h.							
..	5*	2	Bendigo to-					
..	3	Nth. Bendigo Junction					
9	10	11	10	10	..	6	Gas Co.'s Siding					
4	5	6	5	5	7*	8	California Gully					
20	21	22	20	18	13*	25	Eaglehawk	1420	1015	..	760	510
8	9	10	7	6	6*	31	Sebastian					
14	15	15	14	12	*	42	Raywood	1625	1420	..	1015	610
10	11	11	9	7	14*	49	Tandarra					
11	12	12	11	9	7*	57	Dingee					
14	14	16	15	12	8*	67	Prairie					
26	30	32	27	21	20*	87	Mitiamo					
22	23	25	22	17	16*	104	Pyramid					
31	33	35	31	24	23	127	Macorna					
40	44	47	42	33	27*	155	Kerang	1830	1830	..	1830	..
20	22	25	20	14	14*	168	Mystic Park					
22	24	25	24	18	14	183	Lake Boga					
							Swan Hill	1830	1830	..	1420	1270
251	273	292	257	206	174							

SWAN HILL TO BENDIGO.

Locomotive Running Time						SECTION	LOAD TONNES					
Roadside Sectional Loads			Through Ruling Grade Loads				Kilo-metres	UP	S or X	B	T or H	Y
3/5ths Load	4/5ths Load	Full Load	Full Load	"T" or "Y" class 510 tonnes	"S" or "X" class 700 tonnes 80 km/h.							
22	24	25	24	18	14*	15	Swan Hill to-					
20	22	25	20	14	14*	28	Lake Boga					
40	44	47	42	33	27	56	Mystic Park					
31	33	35	31	24	23*	79	Kerang				1420	..
22	23	25	22	17	16*	96	Macorna					
26	30	32	26	21	20*	116	Pyramid					
15	16	17	15	12	8*	126	Mitiamo					
11	12	12	11	9	7*	134	Prairie					
10	11	11	9	7	*	141	Dingee					
16	17	18	15	13	14*	152	Tandarra					
10	11	12	..	12	7*	158	Raywood	2030	2030	..	1830	1270
24	26	28	38	24	15*	175	Sebastian	1220	965	..	760	610
..	177	Eaglehawk					
..	179	California Gully					
..	7*	181	Gas Co.'s Siding					
14	15	15	14	14	5	183	Nth. Bendigo Junction	1420	1220	..	865	610
							Bendigo					
261	284	305	267	218	177							

* Locomotive Running Schedules based on trains being non-stop at these stations.

SWAN HILL AND KOOLONONG.

Locomotive Running Time				SECTION		LOAD TONNES			
Roadside Sectional Loads			Thro. Ruling Grade Loads	Kilometres	DOWN	T	Y		
3/5ths Load	4/5ths Load	Full Load	Full Load						
22	23	24	20	12	Swan Hill to-Cattle Siding	1625	1270		
17	19	20	19	21	Woorinen	1015	815		
11	12	13	12	29	Pira				
16	17	18	14	38	Nyahwest				
12	12	13	10	44	Miralie				
26	26	28	26	58	Piangil				
20	21	23	22	70	Natya	1220	815		
20	21	23	22	70	Kooloonong				
124	130	139	123						
					UP				
22	24	25	24	12	Kooloonong to-Natya				
27	29	30	29	26	Piangil				
11	12	13	12	32	Miralie				
15	16	17	15	41	Nyahwest				
15	16	17	13	49	Pira				
16	17	18	17	58	Woorinen	1420	915		
22	23	24	20	70	Cattle Siding	1625	1270		
22	23	24	20	70	Swan Hill				
128	137	144	130						

FREEZING COMPANY'S SIDING AND BENDIGO

Locomotive Running Time			SECTION		LOAD TONNES		
Roadside Sectional Loads					T	Y	
3/5ths Load	4/5ths Load	Full Load	Kilo-metres	DOWN			
3 7	4 8	4 9	2 6	Bendigo to- North Bendigo Junction Freezing Company's Siding		815	490
10	12	13					
			UP				
7 3	8 4	9 5	4 6	Freezing Company's Siding to- North Bendigo Junction Bendigo.		710	455
10	12	14					

WEDDERBURN JUNCTION AND WEDDERBURN.

Locomotive Running Time			SECTION		LOAD TONNES		
Roadside Sectional Loads					T	Y	
3/5ths Load	4/5ths Load	Full Load	Kilo-metres	DOWN			
12	14	16	8	Wedderburn Junction to- Wedderburn.		510	355
12	14	16					
			UP				
12	13	15	8	Wedderburn to- Wedderburn Junction		1220	760
12	13	15					

BENDIGO TO KULWIN.

Locomotive Running Time						SECTION	LOAD TONNES					
Roadside Sectional Loads			Through Ruling Grade Loads				Kilo- metres	DOWN	S or X	B	T	Y
3/5ths Load	4/5ths Load	Full Load	Full Load	Light Loco or Loco. and Brake- van	"T" "Y" loco. 510 tonnes							
..	2	Bendigo to-					
..	3	Nth. Bendigo Junction					
9	10	11	10	..	10	6	Gas Co.'s Siding					
4	5	6	5	10	5	8	California Gully					
14	15	16	15	12	13	19	Eaglehawk	1420	1015	760	510	
9	10	11	9	8	8	27	Marong	1120	915	710	510	
20	21	21	19	19	16	41	Leichardt					
11	12	12	11	8	8	49	Bridgewater					
11	13	14	13	8	11	55	Inglewood	1830	1625	1420	1270	
22	25	29	25	19	24	73	Kurting					
10	11	11	10	9	10	81	Wedderburn Junction					
20	23	26	25	..	22	95	Korong Vale	1220	1015	710	560	
10	11	12	10	..	10	103	Wychitella	1015	915	710	560	
8	8	8	7	..	7	109	Buckrabanyule					
13	14	15	12	..	12	117	Barrakee					
..	Charlton	1625	1420	1015	815	
12	13	14	12	..	12	126	Cattle Siding					
9	10	11	9	..	8	133	Teddywaddy	1015	915	710	560	
15	16	17	13	..	12	144	Glenloth					
26	27	28	160	Wycheproof	1830	1830	1830	1570	
17	18	18	171	Dumosa					
16	17	18	181	Nullawil					
12	13	13	187	Warne					
23	25	27	201	Culgoa					
19	20	21	212	Berriwillock					
17	18	20	221	Boigbeat					
19	21	23	231	Sea Lake	2400	2100	1625	1270	
19	20	21	240	Ninda					
19	20	21	249	Nyarrin			1220		
14	15	17	256	Nandaly			1220	815	
22	22	23	267	Pier Millan			1015	815	
27	28	31	281	Mittyack					
				Kulwin			1525	1270	
447	481	515	205	93	188							

KULWIN TO BENDIGO.

Locomotive Running Time					SECTION	LOAD TONNES					
Roadside Sectional Loads			Through Ruling Grade Loads			Kilometres	UP	S or X	B	T	Y
3/5ths Load	4/5ths Load	Full Load	Full Load	"T" or "Y" loco. 510 tonnes							
27	28	31	14	Kulwin to-	915	815
22	24	26	25	Mittyack	1220	1015
13	13	14	32	Pier Millan	1625	1270
19	20	21	41	Nandaly	1015	815
18	19	20	50	Nyarrin
19	19	20	60	Ninda
18	19	20	69	Sea Lake	1625	1270
19	20	21	80	Boigbeat	2100	1800	..	1420	..
23	25	27	80	Berriwillock
12	13	14	94	Culgoa	2200	1900
16	17	19	100	Warne
18	19	20	110	Nullawil	1625	..
26	28	29	121	Dumosa
17	18	19	15	13	137	Wycheproof	2400	2100	1270
11	12	13	9	8	148	Glenloth
..	155	Teddywaddy	2135	2135	..	2135	1270
13	14	15	13	12	164	Cattle Siding	1220	1015	..	815	610
14	15	16	12	12	172	Charlton	1270
10	12	13	10	9	178	Barrakee	2135	2135	..	1625	1270
12	13	15	11	11	186	Buckrabanyule
18	20	22	20	20	200	Wychitella	610
14	15	17	16	16	208	Korong Vale	1220	1015	..	815	610
22	25	27	25	23	226	Wedderburn Junction
11	13	15	12	11	232	Kurting
10	11	12	9	8	240	Inglewood	1830	1525	..	1015	710
23	25	28	24	21	254	Bridgewater	2135	2135	..	1830	1270
12	14	16	13	9	262	Leichardt	1420	1220	..	815	610
17	19	20	19	17	273	Marong	2135	2135	..	1830	1270
..	275	Eaglehawk	1220	1015	610
..	277	California Gully
..	279	Gas Co.'s Siding
13	14	15	15	14	281	Nth. Bendigo Junction
..	Bendigo	1420	1220	..	865	610
467	504	546	223	204

KORONG VALE TO ROBINVALE.

Locomotive Running Time					SECTION	LOAD TONNES					
Roadside Sectional Loads			Through Ruling Grade Loads			Kilo-met-res	DOWN	S or X	B	T	Y
3/5ths Load	4/5ths Load	Full Load	Full Load	"T" or "Y" loco. 510 tonnes							
10	10	10	8	8	8	Korong Vale to-					
8	9	9	8	8	15	Borong					
19	20	21	18	18	29	Mysia	2400	2135	1625		1270
14	15	16	13	13	42	G.E.B. Siding	1750	1525			
8	9	10	8	8	48	Boort			1015		815
10	11	12	8	7	55	Barraport	2000	1800	1220		915
12	13	14	10	9	64	Gredgwin	1800	1400	760		610
22	24	25	22	20	77	Oakvale					
20	21	22	19	18	88	Quambatook					
19	21	22	20	18	99	Cannie					
21	23	25	23	20	113	Lalbert					
16	18	19	16	15	122	Meatian					
19	20	21	20	17	133	Ultima	2000	1800	1420		1270
21	22	23	21	20	145	Gowanford					
21	22	23	21	21	158	Waitchie					
16	17	17		15	168	Chillingollah			1625		1270
13	14	15		12	175	Chinkapook					
16	17	18		15	184	Cocamba					
23	25	27		21	198	Manangatang	2400	2100			
28	29	30		27	216	Bolton					
23	25	27		21	229	Annuello					1270
						Bannerton					
						Robinvale			1625		1065
359	385	406	214	331							
						UP					
24	27	29		22	13	Robinvale to-			1220		815
28	29	30		27	31	Bannerton			1625		1270
23	25	27		21	45	Annuello					
16	17	18		15	54	Bolton					
13	14	15		12	61	Manangatang	2400	2240	1625		1270
17	19	20		16	71	Cocamba					
22	23	24		21	84	Chinkapook	2000	1800	1420		1065
22	24	26	25	20	96	Chillingollah					
20	22	23	21	18	107	Waitchie					
18	20	22	20	17	116	Gowanford					
26	27	27	26	21	130	Ultima			1220		915
20	21	22	21	18	141	Meatian					
20	22	25	23	20	152	Lalbert					
21	23	24	21	19	165	Cannie		1800	1220		915
14	15	16	14	11	174	Quambatook	2400	2100	2030		1625
13	14	15	12	10	181	Oakvale					
9	10	11	8	8	187	Gredgwin	2000	1800	1420		1065
14	15	16	13	13	200	Barraport					
						Boort	2400	2100	2030		1625
						G.E.B. Siding	2300	2030	1525		1065
20	21	22	19	19	214	Mysia					
11	12	13	9	9	221	Borong					
14	15	16	11	10	229	Korong Vale	2400	2135	1830		1625
385	415	441	243	347							

CASTLEMAINE AND MARYBOROUGH.

Locomotive Running Time					SECTION	LOAD TONNES					
Roadside Sectional Loads			Through Ruling Grade Loads			Kilo-metres	DOWN	S or X	B	T	Y
3/5ths Load	4/5ths Load	Full Load	Full Load	"B" loco. 710 tonnes							
17	18	20	19	17	11	Castlemaine to- Guildford Newstead Moolort Carisbrook Maryborough
17	18	19	19	15	23	
22	24	25	23	20	37		1015	915	610	405	..
14	15	16	15	13	48		1830	1625	1420	1220	..
13	15	18	17	13	55		1015	815	510	365	..
83	90	98	93	78							
UP											
8	9	11	10	8	7	Maryborough to- Carisbrook Moolort Newstead Guildford Castlemaine.	1830	1625	1625	1220	..
16	18	20	19	14	18	
26	28	29	29	17	32	
16	19	22	21	16	44	
18	20	22	21	19	55		1015	815	560	385	..
84	94	104	100	74							

MARYBOROUGH-AVOCA-ARARAT

Locomotive Running Time		SECTION	LOAD TONNES				
Thro. Ruling Grade Loads	Kilo-metres		DOWN	S or X	B	T	Y
Full Load							
..	55 Km/h	Maryborough to- Avoca. Elmhurst Ararat	355	..
..	36		25
..	43		53	865	760	500	355
..	56		88				
	135						
UP							
..	55 Km/h	Ararat to- Elmhurst Avoca. Maryborough	610	405	..
..	50		35
..	39		63	865	760	500	355
..	36		88				
	125						

BALLARAT-MARYBOROUGH-WOOMELANG-YELTA.

Locomotive Running Time						SECTION	LOAD TONNES					
Roadside Sectional Loads		Through Ruling Grade Loads					Kilometres	DOWN	S or X	B	T	Y
3/5ths Load	Full Load	Full Load	Ex-press Gds. "B" Class 760 tonnes to Donald 1420 tonnes to Mildura No. 9155	Ex-press Gds. "B" Class 500 tonnes "T" Class 350 tonnes No. 9141	Ex-press Goods "T" Class 405 tonnes							
3	5	4	1	Ballarat to-					
25	31	27	25	19	24	18	North Ballarat	815	815	560	325	..
3	4	3	20	Creswick
19	22	20	18	15	18	37	North Creswick
20	21	20	18	15	18	54	Clunes
22	26	24	20	16	22	68	Talbot	1625	1625	815	465	..
17	18	15	15	..	15	83	Maryborough	915	815	510	365	..
11	13	11	9	18	11	90	Bet Bet	2135	2135	2135	1270	..
32	36	33	24	18	26	110	Dunolly	915	760	610	405	..
14	17	13	12	..	11	122	Bealiba	915	760	510	355	..
29	39	36	30	28	28	143	Emu
15	18	16	12	10	14	155	St. Arnaud	915	760	510	355	..
8	9	162	Sutherland	965	815	610	405	..
10	11	17	16	11	16	170	Swanwater
16	18	15	13	11	14	182	Cope Cope	1830	1625	1220	815	..
20	24	19	197	Donald	2135	2135	2135	1270	..
12	15	206	Litchfield
12	15	21	34	30	30	214	Massey
12	15	222	Watchem
15	18	23	20	18	18	234	Morton Plains
19	26	249	Birchip
8	10	24	24	16	18	254	Kinnabulla
13	16	266	Curyo
13	16	25	24	16	18	276	Watchupga
17	21	15	14	10	13	288	Woomelang	1830	1830	1625	1270	..
12	15	297	Lascelles	1830	1830	1420	965	..
15	18	307	Gama
10	12	32	30	23	25	314	Turriff
11	13	321	Speed
31	38	345	Tempy
12	14	42	35	32	35	353	Nunga	1220	815	..
12	15	362	Ouyen
32	38	40	35	27	32	387	Kiamal
23	28	407	Hattah
20	24	40	35	29	32	422	Nowingi
23	28	21	18	16	16	439	Carwarp
10	12	10	9	7	8	447	Redcliffs
..	451	Irymple
..	454	Mildura Live Stock Siding
11	13	10	12	7	8	454	Co-op Fruit Co's Siding
..	Mildura	1625	1420	1420	965	..
607	732	576	502	392	470
..	455	Shell Co's Siding
24	25	465	Merbein	610	..
19	21	474	Yelta	1015	1015	..
43	46

YELTA-WOOMELANG-MARYBOROUGH-BALLARAT.

Locomotive Running Time							SECTION	LOAD TONNES					
Roadside Sectional Loads		Through Ruling Grade Loads						Kilometres	UP	S or X	B	T	Y
3/5ths Load	Full Load	Full Load	Fast Gds. "B" class Load 1420 tonnes to Donald 760 tonnes to Ballarat 710 tonnes to Melbourne	No. 9118 Express Gds. "B" class 405 tonnes	No. 9118 Express Gds. "B" class Load 610 tonnes to Donald "B" class Load 610 tns. Donald to Melbourne	Express Gds. "T" class 405 tonnes							
20	22	9	Yelta to-	610
24	25	19	Shell Co's Siding.	815
44	47						20	Mildura			1015		
..	20	Co-op. Fruit Co's Sdg
..	23	Mildura L/Stock Sdg.
10	12	10	12	7	9	8	27	Irymple
11	13	11	9	7	9	9	35	Redcliffs	1625	1420	1015	..	660
22	26	21	18	16	18	16	52	Carwarp
20	24	67	Nowingi.
23	28	40	35	29	31	32	87	Hattah
32	38	112	Kiamal	1830	1830	1420	..	915
12	15	40	35	27	29	32	121	Ouyen	2135	1830	1625	..	1065
12	14	129	Nunga
36	43	153	Tempy
12	14	42	45	32	34	35	160	Speed
10	12	167	Turiff	1830	1525	1220	..	815
15	18	177	Gama	1830	1830	1220
12	15	30	30	23	25	25	186	Lascelles
17	21	15	14	10	13	13	198	Woomelang	1830	1830	1420	..	915
13	16	208	Watchupga	..	1830	1420	..	915
13	16	25	24	16	18	20	220	Curyo	..	2135	1625	..	1065
8	10	225	Kinnabulla
19	26	24	24	16	18	18	240	Birchip
15	18	252	Morton Plains
12	15	23	20	18	19	18	260	Watchem
12	15	268	Massey
12	15	20	277	Litchfield
18	22	18	34	30	28	32	292	Donald
15	20	14	13	11	9	14	304	Cope Cope	2135	2135	1625	..	1270
11	14	312	Swanwater	915	815	560	..	365
15	17	21	19	12	10	18	319	Sutherland	1830	1525	1015	..	660
20	26	24	18	12	10	19	331	St.Arnaud
24	32	29	23	24	352	Emu	915	815	560	..	365
15	19	15	13	28	24	13	364	Bealiba	1420	1220	815	..	510
29	35	31	25	18	16	28	384	Dunolly	915	815	510	..	355
10	14	11	11	10	391	Bet Bet	1015	815	610	..	510
27	33	19	19	18	16	17	406	Maryborough	1830	1420	1015	..	815
20	25	24	20	16	14	20	420	Talbot
21	30	28	25	18	16	22	437	Clunes
22	35	33	454	North Creswick	510	..	365
4	4	3	27	19	17	28	456	Creswick	610	..	405
24	31	27	473	North Ballarat
3	3	3	29	22	20	26	474	Ballarat	915	815	560	..	355
626	784	601	542	405	403	497							

BALLARAT-ALLENDALE

Locomotive Running Time			SECTION		LOAD TONNES			
Roadside Sectional Loads					Kilo-metres	DOWN	S or X	B
3/5ths Load	4/5ths Load	Full Load						
3	4	5	1	Ballarat to- North Ballarat Creswick North Creswick Allendale	815 1220 ..	815 1015 ..	560 815 455	325 510 325
25	27	31	18					
3	4	4	20					
9	11	13	26					
40	46	53						
Locomotive Running Time			SECTION		LOAD TONNES			
Roadside Sectional Loads					Kilo-metres	UP	S or X	B
3/5ths Load	4/5ths Load	Full Load						
11	12	13	6	Allendale to- North Creswick Creswick North Ballarat Ballarat	1220 610 560	915 405 355
4	4	4	8					
24	27	31	25					
3	3	3	26					
42	46	51						

MARYBOROUGH AND INGLEWOOD.

Locomotive Running Time				SECTION		LOAD TONNES					
Roadside Sectional Loads			Thro. Ruling Grade Loads			Kilo-metres	DOWN	S or X	B	T	Y
3/5ths Load	4/5ths Load	Full Load	Full Load								
17	..	18	15	15 22 43 62	Maryborough to- Bet Bet Dunolly Llanelly Inglewood.	2135 915 1200	2135 760 1015	2135 610 710	1270 405 435 610
11	..	13	11								
33	35	37	31								
25	26	27	22								
86	61	95	79								
Locomotive Running Time				SECTION		LOAD TONNES					
Roadside Sectional Loads			Thro. Ruling Grade Loads			Kilo-metres	UP	S or X	B	T	Y
3/5ths Load	4/5ths Load	Full Load	Full Load								
28	30	32	25	19 40 47 62	Inglewood to- Llanelly Dunolly Bet Bet Maryborough	1200 1015 1830	1015 815 1420	710 610 1015	610 405 510 815
36	39	42	32								
10	..	14	11								
27	..	33	19								
101	69	121	87								

BALLARAT-STATE ELECTRICITY COMMISSION'S SIDING

The loads which may be hauled between Ballarat and State Electricity Commission's Siding situated at 121.139 kilometres between Ballarat North and Creswick as shown hereunder:-

	S or X	B	T	Y	W
DOWN Ballarat to S.E.C. Siding	1625	1420	965	865	865
UP S.E.C. Siding to Ballarat	1830	1830	1625	1270	1270

OUYEN AND PINNAROO.

Locomotive Running Time			SECTION				LOAD TONNES			
Roadside Sectional Loads			DOWN				UP			
3/5ths Load	4/5ths Load	Full Load	Kilo-metres			B	T		Y	
19	22	25	15	Ouyen to-						
26	30	32	30	Galah		1920	1220	..	815	
15	15	15	38	Walpeup		1050	660	..	510	
18	20	21	50	Torrita		2230	830	..	1065	
17	18	19	60	Underbool.	815	
32	37	41	81	Linga		1920	1220	..	915	
14	15	15	91	Tutye		1110	710	..	530	
27	32	37	109	Cowangie		2230	2030	..	1270	
13	15	17	117	Murrayville	
15	17	18	127	Carina	
12	14	16	135	Panitya	
				Pinnaroo		1200	865	..	710	
208	235	256								
12	13	14	8	Pinnaroo to:-						
14	16	17	18	Panitya		1500	965	..	865	
12	13	14	26	Carina		2230	2030	..	1120	
27	30	32	44	Murrayville		1360	865	..	710	
14	16	17	54	Cowangie		1920	1220	..	865	
34	37	39	75	Tutye	
16	17	18	85	Linga	
18	21	24	97	Underbool.	
15	18	21	105	Torrita		1240	760	..	610	
25	26	27	120	Walpeup	
19	21	24	135	Galah		2200	1420	..	1065	
206	228	247								

REDCLIFFS AND MERINGUR.

Locomotive Running Time			SECTION				LOAD TONNES			
Roadside Sectional Loads			DOWN				UP			
3/5ths Load	4/5ths Load	Full Load	Kilo-metres				T		Y	
54	54	56	29	Redcliffs to-						
18	18	18	38	Pirlta	1065	
19	19	20	48	Merrinee	
19	19	20	57	Karawinna	
31	31	33	74	Werrimull	
16	16	17	82	Yarrara	1625	..	1420	
				Meringur	
157	157	164								
16	17	18	8	Meringur to-						
31	31	33	25	Yarrara	
19	19	20	34	Werrimull	
19	19	20	44	Karawinna	
17	18	18	53	Merrinee	1420	
56	57	58	82	Pirlta	1625	..	1015	
				Redcliffs	
158	161	167								

LOCOMOTIVE OR TRAIN SPEEDS AND CLASSES ALLOWED TO RUN ON VARIOUS LINES.

LOCOMOTIVE OR TRAIN SPEEDS.

1. The **maximum** speed is the **highest speed** allowed on any portion of the Line.

2. **Speed of Trains.** It must be clearly understood by Enginemen and Guards that the maximum permissible speed authorised for the line and for the type of train, must not, under any circumstances, be exceeded over any portion of the journey. In any instance where the times shown in the Working Time-table to run any section conflict with the maximum permissible speed authorised for that particular section, or with any safe working or other instruction, the Time-table times are not to be adhered to, and the matter is to be promptly reported to the Time-tables Co-Ordinator and Manager, Country Train Operations, (Western) by Stationmasters and others engaged in Train Running. Enginemen to bring the matter under the notice of any Superior Officer, who must report the matter to his Depot Manager and in addition forward a copy of his report direct to the Time-tables Co-Ordinator.

3. The maximum speeds laid down in respect to the various Lines, or portions of Lines, are subject to:

- (i) the provisions of Regulation 59;
- (ii) The special speeds shown of pages 106 to 109 inclusive;
- (iii) such **temporary** speed reductions as are shown from time to time in the Weekly Notice or other printed or written instructions; and
- (iv) the special speeds laid down in clause 8 hereunder, and clause 9, page 99

4. (i) Passenger trains consisting of the following may run at the speeds laid down for Passenger trains:

- (a) Passenger Carriages (except Suburban 'M' (Tait) or 'CM' vehicles)
- (b) Passenger Brakevans and Powervans.
- (c) Victorian bogie goods vehicles having 'P' as the second last letter of their classification.
- (d) Intersystem vehicles permitted to run at Passenger train speeds (See Working Time-Table Addenda).

Passenger trains conveying other vehicles must not exceed the maximum permissible speed for those vehicles, and must be specially authorised by the Chief Operations Manager.

(ii) Express Goods or Mixed trains consisting of the following may run at the speeds laid down for Express Goods trains:

- (a) Victorian bogie goods vehicles,
 - (i) having 'X' or 'Y' as the last letter of their classification (except loaded tank wagons having 'X' or 'Y' as the last letter of their classification).
 - (ii) having 'W' as the last letter of their classification.
 - (iii) Empty tank wagons having 'X' or 'Y' as the last letter of their classification.
- (b) Passenger Carriages (except Suburban 'M' (Tait) or 'CM' vehicles)
- (c) Passenger Brakevans and Powervans.
- (d) Intersystem vehicles permitted to run at or above Express Goods train speeds (See Working Time-Table Addenda).

Express Goods or Mixed trains conveying other vehicles must not exceed the permissible speed for those vehicles.

(iii) Trains conveying any vehicle not included in (ii) above, may run at the speeds laid down for Goods trains (except loaded "VHWA" Wagons).

(iv) The maximum speed for Suburban "M" (Tait) and "CM" vehicles, loaded bogie Petroleum Tank Wagons and loaded "VHWA" Wagons is laid down in Special Speeds, Page 107, clause 4.

(v) It will be the duty of the Guard to inform the Engineman at the commencing point of the train of the Maximum Speed allowed due to the classes of vehicles included in the train and the Engineman or Guard, if relieved, must pass this information on to his relief.

5. Enginemen and Guards must keep a good look-out for hand signals, which will be exhibited at the various localities where **temporary** speed reductions are in force in accordance with the Regulations. It must, however, be understood that repairs of lines may be necessary at other places besides those mentioned in the Weekly Notice or other printed or written instructions, and of which, owing to their urgency, it has not been possible to give previous notice. Enginemen must, therefore, be always on the look-out, and be prepared to **stop or run at reduced speed** whenever and wherever hand signals are exhibited. (See General Appendix respecting Special Permanent Way Signals).

6. **Stationmasters, Signalmen, Guards, Gangers, and others must promptly report through their superior officers any case in which a train runs in excess of the speed laid down, and such report must be forwarded to the Head of the Branch without delay.**

LOCOMOTIVE OR TRAIN SPEEDS AND CLASSES ALLOWED TO RUN ON VARIOUS LINES.continued.

7. Maximum Speeds for Trains Hauled by Certain Classes of Locomotives—The maximum speeds permissible on any lines for various classes of locomotives, with train attached, are:—

Class	Speed km/h	Class	Speed km/h	Class	Speed km/h	Class	Speed km/h
B (Diesel Electric)	115	H (Diesel Electric)	70	S (Diesel Electric) (See note 3)	115	X (Diesel Electric) (See note 4)	115
C (Diesel Electric) (See note 4)	80	K (Steam)	80	T (Diesel Electric)	100	Y (Diesel Electric)	70
E (Electric)	65			W (Diesel Hydraulic)	30		
F (Diesel Electric)	30	L (Electric)	115				

Note 1.The maximum speeds laid down for locomotives in clause 8 hereof are subject to the maximum speeds laid down in respect of various Lines, or portions of Lines, and to the conditions imposed on pages 102 and 104 to 110 inclusive.

Note 2.See pages 107 and 108 for speed of a locomotive or locomotives with a brakevan of the fixed-wheel base only attached, and for speeds applicable to Light locomotives.

Note 3.The maximum speed for trains hauled by "S" class Diesel Electric Locomotives when Hostler's End leading is 50 kilometres per hour and when Hostler's End leading in Station Yards 15 kilometres per hour. Set back movements, when driven from Hostler's End, are not permitted.

Note 4.The maximum speed for trains hauled by "X" Class Diesel Electric Locomotives No. 45 onwards and "C" Class Diesel Electric Locomotives, when running long end leading, must not exceed 50 kilometres per hour.

8. Maximum Speeds for Rail Motor Trains.The maximum speeds permissible on any line for Rail Motor Trains are as shown hereunder:

Rail Motor Trains.	Maximum Speeds †.
	km/h
Diesel Electric Rail Motor	100 See footnotes
600 H.P. Diesel Rail Car (Air-conditioned)	115

See clauses 3 and 5, page 99

Note.(a) Although Passenger trains are permitted to run over certain lines at 115 kilometres per hour, the maximum speed of any Passenger train hauling a Diesel Electric Rail Motor must not exceed 100 kilometres per hour. However, the 600 H.P. Diesel Rail Cars may be hauled at 115 kilometres per hour providing the bogie air springs are inflated.

(b) The maximum Speeds, shown above for Rail Motor Trains, are subject to the maximum Speeds laid down for Passenger Trains for the line or portion of line over which the Rail Motor is running, and the conditions imposed on pages 98 to 107 inclusive. Where any goods vehicle is attached, the speed laid down on pages 107 to 108 for the type of vehicle concerned must not be exceeded.

CLASSES OF LOCOMOTIVES ALLOWED TO RUN ON VARIOUS LINES.

Except where otherwise provided, the following are the particulars of the classes of locomotives that are allowed to run over the various broad-gauge lines. The words "and lighter", in respect of some lines or portions of lines mean locomotives of a lighter axle load than the class specified. (See instruction, Working Time-table Addenda for locomotive axle loads.)

1. Except where instructions to the contrary are in force the classes of locomotives allowed to run on any particular line, or portion of a line, may also be worked on any siding connected therewith.
2. In a case of special emergency, the District Engineer may authorise the running, for one return trip, of a heavier class of locomotive (excluding "B" and heavier classes) than specified for a particular line.
3. (a) On the branch lines specified hereunder, locomotives of a heavier axle load than those ordinarily authorised in pages 101 to 105 to run over such branch line, may, when necessary for shunting purposes, and subject to Block Working Rules, be placed on the branch line at the station named; in every such case the speed specified herein for the local movement on the branch line must not be exceeded. See also clause (b).

Station	Branch Line	Class of Locomotive that may be used for Shunting on Branch Lines	Speed km/h
North Bendigo Junction	Freezing Co. Sdg.	All Classes	15
North Bendigo Junction	Echuca	" "	15
Elmore	Diggera West	" "	15
Echuca	Toolamba	" "	15
Maryborough	Avoca	" "	15
Dunolly	Inglewood	" "	15
Ouyen	Pinnaroo	" "	15
Redcliffs	Meringur	" "	15
Inglewood	Dunolly	" "	15
Wedderburn Junction	Wedderburn	" "	15
Korong Vale	Ultima	" "	15

(a) The locomotive must not proceed farther than is necessary to clear the junction, and unless the return movement be governed by a fixed signal, the locomotive or train must not be allowed to foul the junction until the Engineman or Guard has been verbally instructed to do so by the Signalman.

4. **Bridgewater.** All locomotives between Bridgewater Station Yard and Mill Coy's Sidings—maximum speed 10 kilometres per hour.

5. **Pier and Wharf Lines.** "B", "C", "H", "S" or "X", Class locomotives are not permitted to run on any pier or wharf line, unless specially authorised.

LOCOMOTIVE OR TRAIN SPEEDS AND CLASSES ALLOWED TO RUN ON VARIOUS LINES—continued.

Suburban District Line or Portion of Line Between—	Maximum Speed †				Classes of Locomotives Allowed to Run
	Passenger Trains		Goods, Express Goods, or Mixed Trains		
	Elect., Diesel or Steam Loco. Funnel First	Steam Loco. Tender First	Elect., Diesel or Steam Loco. Funnel First	Steam Loco. Tender First	
	km/h	km/h	km/h	km/h	
Flinders Street and Spencer Street	30	30	25	25	All classes except "C"
Spencer Street and North Melbourne Junction	65	50	25	25	All classes
When diverging from a straight track on other lines at Franklin Street Junction	30	30	25	25	
North Melbourne Junction and Newport	65	50	50	50	All classes (except "C" between South Kensington and Newport).
Entering Newport Goods Yard	10	10	
Maribyrnong River Line—					
in clear daylight	15	15	"S" and lighter
During darkness or foggy weather	10	10	
Newport and Williamstown	65	50	50	50	All classes except "C" and "H"
Williamstown and Williamstown Pier station	30	30	30	30	All classes except "C" and "H"
Newport and Newport South Junction	80	50	50	50	All classes
Newport South and Newport ("A" Box), via Goods Lines	15	15	
Newport ("A" Box) and Newport South via "E" Siding	10	10	
Newport and Workshops Platform—					
Clear weather	15	15	15	15	"S" and lighter
Foggy weather	10	10	10	10	
Newport and Sunshine (Loop Line)					All classes
("C" class excepted)	50	40	50	40	
"C" class	40	..	40	..	
Footscray and Sunshine }	See page 103
Sunshine and Albion }					
South Kensington and South Dynon Junction*					
—via Goods Line	40	40	All classes
South Dynon Junction and West Footscray Junction*					
Over the fixed points at West Footscray Junction until the whole of the train has cleared to the points	65	50	All classes
	15	15	All classes
West Footscray and Sunshine—via Tottenham Gravitation Yard (See Note A)	25	25	All classes

† See clauses 3 and 5, page 98.

* Passenger trains are only permitted to run on the Victorian Gauge Goods Lines, Up or Down between South Kensington and West Footscray in an emergency at a maximum speed of 30 kilometres per hour, worked under Absolute Block conditions.

Note A—Passenger trains are not permitted to run on the Independent Goods Lines between West Footscray and Sunshine, except in an emergency, then subject to a maximum speed of 25 kilometres per hour.

LOCOMOTIVE OR TRAIN SPEEDS AND CLASSES ALLOWED TO RUN ON VARIOUS LINES—Continued.

Melbourne Goods Yards (including South Kensington, Kensington, North Melbourne Junction and Arden Street), Spencer Street, Flinders Street Yard.

Line or Portion of Line	Maximum Speed †
	km/h
Main Goods Lines between West Tower and Spencer Street No. 2 Box (Viaduct Junction)	40
Coburg Goods Lines between West Tower and North Melbourne Junction	40
Main Goods Lines between West Tower and South Kensington.	40
North Eastern Goods Lines to and from Kensington	40
Outside Goods Lines	40
Passing over Level Crossings between the Yard and Appleton and Victoria Docks	10
On the Reversing Loop	5
Goods trains passing through Sidings between Arden Street and Macaulay. See General Appendix.	10
Flinders Street Station.	
The speed of any train or locomotive, on any siding, or when being shunted to or from any siding to a running line at Flinders Street, must not exceed a rate of 25 kilometres per hour.	
This is subject to the special rates of speed specified hereunder:	
Between Signal Box "A" on the west side and Signal Boxes "B" and "C" on the east side. Subject to the further restrictions (see hereunder) in regard to Nos. 1A and 5A tracks	25
The west end of No. 1A west track and Swanston Street Bridge.	40
Movements in an easterly direction from the west end of No. 5A track to Swanston Street Bridge.	10
"C" Box, Flinders Street.	
Arriving trains from Camberwell Line between the East end of "C" Signal Box and No. 5 track, and No. 4 track via "U"	25
"D" Box, Flinders Street.	
Up trains from the Clifton Hill Line, between the overhead bridge near Automatic Signal 097 and the platform; speed must not be increased after passing 3-position Home Signal No. 183	15
Down trains to Clifton Hill Line—when passing round the curve between "D" Signal Box and the Down Automatic Signal 092.	15
Shunting movements between "D" and "E" Boxes via the "Through Siding".	10
Between Signal No. 319 and Swanston Street Bridge on Nos. 1 and 2A tracks at Flinders Street Station.	25
Jolimont Goods Yard.	
Entering from the East or West end.	15

† See clauses 3 and 5, page 98

LOCOMOTIVE OR TRAIN SPEEDS AND CLASSES ALLOWED TO RUN ON VARIOUS LINES—continued.

Line or Portion of Line Between—	Maximum Speed †			Classes of Locomotives allowed to run
	Passenger Trains	Express Goods Trains (Note A p. 106)	Goods or Mixed Trains	
Footscray and Sunshine	km/h 80	km/h 65	km/h 50	All classes
Sunshine and Albion	80	65	65	All classes
Albion and St. Albans	95	Down 95 Up 65	65	All Classes
St. Albans and Sydenham—(See note A page 105)	95	Down 95 Up 65	65	All classes except "C"
Sydenham and Bendigo—(See note A page 105)	115	95	65	All classes except "C"
Over passenger lines between Myrtle Street Bridge at 161.574 km and Bendigo "C" Signalbox, all trains	30	30	30	
Down Goods trains entering Bendigo Goods Yard at Bendigo "A" Signalbox	25	25	
Bendigo and North Bendigo Junction	80	80	65	All classes except "C"
Freezer's Siding and North Bendigo Junction	30	..	30	"T" and lighter
North Bendigo Junction and Elmore	80	70	65	All classes except "C" & "H"
North Bendigo Junction and Bendigo Cattle Yards and Loco. Siding; all trains.	15	
Elmore and Rochester	50	50	50	All classes except "C" and "H"
Rochester and Echuca	80	70	65	All classes except "C" and "H"
Echuca and Deniliquin—(See note C page 105)	80	70	65	"Y" and lighter (See note ††)
Over Murray River Bridge; all trains	15	15	15	
Over Facing Points at Mathoura and Deniliquin; all trains.	30	30	30	

† See clauses 3 and 5, page 98.

†† "T" class locomotives are permitted to run between Echuca and the Stop Board at the Up end of Murray River Bridge at a maximum speed of 15 kilometres per hour. The locomotives must not, however, be permitted to proceed on to the Bridge.

Note 1:—The maximum speed between Sydenham and Woodend, for any DOWN Goods train, Express Goods trains excepted, and between Karlsruhe and Taradale Viaduct at 107 kilometres, for any Goods train (UP or DOWN), Express Goods trains excepted, consisting of all automatically coupled vehicles (including locomotive and brakevan) will be 70 kilometres per hour. It will be the duty of the guard of any such train to inform the Engineman at the commencing point of the train, and also at any point where the composition of the train is altered, if the train is not automatically coupled, and the Engineman, if relieved, must pass this on to his relief.

LOCOMOTIVE OR TRAIN SPEEDS AND CLASSES ALLOWED TO RUN ON VARIOUS LINES—continued.

Line or Portion of Line Between—	Maximum Speed †			Classes of Locomotives allowed to run
	Passenger Trains	Express Goods Trains (Note A p. 106)	Goods or Mixed Trains	
Elmore and Diggora West —(See note B page 105)	25	..	25	"T" and lighter
Rail Motors	40	
Double-headed trains	25	..	25	
Barnes and Caldwell (See note C page 105)	55	55	55	"Y" and lighter
Caldwell and 348.02 km (formerly Niemur)	65	65	"Y" and lighter
(see Note C page 105)				
348.02 km (formerly Niemur) and 355.841 (formerly Dhuragoon)	55	55	"Y" and lighter
(See note C page 105)				
355.841 km (formerly Dhuragoon) and Balranald	25	25	"Y" and lighter
(See note C page 105)				
North Bendigo Junction and Eaglehawk	80	80	65	All classes except "C"
Eaglehawk and Kerang	95	80	65	All classes except "C"
Kerang and Swan Hill	80	70	65	All classes except "C"
Swan Hill and Swan Hill Wharf Line	15	All classes except "C" and "H"
Swan Hill and Woorinen	40	..	40	"T" and lighter
Woorinen and Kooloonong —(See Note B page 105)	25	..	25	"T" and lighter
Wedderburn Junction and Wedderburn (See Note B page 105)	15	..	15	"T" and lighter
Eaglehawk and Korong Vale	55	55	55	All classes except "C" and "H"
Korong Vale and Sea Lake (e)	55	55	55	All classes except "C" and "H"
Through Wycheproof Main St., all trains	25	25	25	
Sea Lake and Kulwin	55	55	"T" and lighter
Korong Vale and Boort	65	65	65	All classes except "C" and "H"
Boort and Manangatang	50	50	50	All classes except "C" and "H"
Manangatang and Robinvale (See Note B page 105)	30	..	30	"T" and lighter

† See clauses 3 and 5, page 98.

(e) Up goods trains approaching Wycheproof must stop at board at 307.319 kilometres and telephone Stationmaster for permission to proceed.

LOCOMOTIVE OR TRAIN SPEEDS AND CLASSES ALLOWED TO RUN ON VARIOUS LINES—continued.

Line or Portion of Line Between—	Maximum Speed †			Classes of Locomotives allowed to run
	Passenger Trains	Express Goods Trains (Note A p. 106)	Goods or Mixed Trains	
Ballarat and Ballarat North ("C" Box)	30	30	30	All classes
Ballarat North ("C" Box) and St. Arnaud	80	80	65	} All classes except "C" and "H" (See Note D)
600 H.P. Diesel Rail Car	95	
St. Arnaud and Donald	70	65	55	
600 H.P. Diesel Rail Car	80	
Donald and Birchip.	70	65	55	} "T" and lighter ††
Birchip and Mildura	80	80	65	
Mildura and Yelta (see footnote B)	25	..	25	"T" and lighter
North Creswick and Allendale (See footnote B).	40	..	30	"T" and lighter
Castlemaine and Maryborough	50	50	50	All classes except "C" and "H"
Maryborough and Ararat	55	55	55	All classes except "C" and "H"
Dunolly and Inglewood.	55	55	55	All classes except "C" and "H"
Ouyen and 482.803 Km	45	45	45	"X" and lighter
482.803 Km and S.A. Border	55	55	55	"X" and lighter
S.A. Border and Pinnaroo (See footnote B).	55	55	55	"T" and lighter
Double-headed Trains	25	..	25	
Redcliffs and Meringur (See footnote B)	25	..	25	"T" and lighter

† See clauses 3 and 5, page 98.

†† "B" Class locomotives are permitted to run between Mildura and the Shell Oil Company's Siding at 566.368 kilometres at a maximum speed of 25 kilometres per hour.

Note A—On all lines where there is an express goods train speed, all bogie Goods vehicles may, when run in suitable trains as shown in clause 5 (i) page 98, travel at express goods train speed but not faster than 80 kilometres per hour.

Note B—Goods trains comprising all bogie Goods vehicles loaded to a maximum of 55 tonnes gross (tare plus nett) may be operated at goods train speed but not faster than 30 kilometres per hour.

Note C—All bogie Goods vehicles may be loaded to a maximum of 50 tonnes gross (tare plus nett) with the exception that VHGY wagons may be loaded to only 46 tonnes gross.

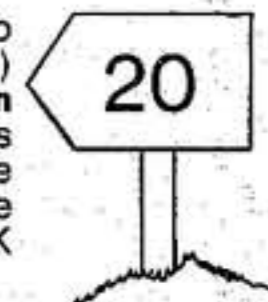
Note D—Trains with "C" class locomotives attached may be shunted for crossing purpose ONLY, on to the Maryborough line at North Ballarat Junction.

SPECIAL SPEEDS

The Maximum Speeds laid down in clauses 1, 2, 3 and 4 hereof are subject to the maximum speeds laid down in respect of the various Lines or Portion of Lines and to—

- (i) the provision of Regulation 29;
- (ii) such temporary speed reductions as are shown from time to time in the "Weekly Notice" or other printed or written instructions; and
- (iii) the special Speeds laid down in clauses 7 and 8, page 99.

1. **CURVES**—Every curve, with the exception of those referred to in clause 2 hereof, that is of such a radius as to render necessary any modification of the foregoing speeds, is indicated by a **Curve Board** (see diagram in margin) placed on the left-hand side of the line at the entrance to the curve. The number shown on the Curve Board, indicates, **In Miles Or Kilometres Per Hour The Maximum Speed** allowed when going round the curve. It is pointed at one end, and is so placed that the pointed end indicates the direction of the curve, right-hand or left-hand, as the case may be. The speed must be reduced before the locomotive or train enters onto the curve, and the indicated speed must not be exceeded until the whole of the train is clear of the curve. (Metric Curve Boards are painted **YELLOW** with **BLACK** numerals indicating km/h).



2. **Passing Over Points.** The following Speed Restrictions apply generally when passing over points at Stations, Junctions, and Sidings:

	Maximum Speed	
	When Running to or from Lines Diverging from Straight Track	When Running on the Straight Track
(a) Except as shown in sub-clause hereof:—	km/h	km/h
(i) Over Facing Points worked from a Locking Frame or otherwise securely fastened, or over Trailing Points	40	65††
(ii) Over Facing Points held by hand	25	25
(b) (i) Between Footscray and St. Albans		
Over Facing Points worked from a Locking Frame, or otherwise securely fastened, or over Trailing Points.	40	80††
(ii) Between Sydenham and Malmesbury		
Over Facing Points worked from a Locking Frame or otherwise securely fastened, or over Trailing Points, except at Woodend	40	115††
At Woodend	40	95††
(iii) Between Malmesbury and Bendigo		
Over Facing Points worked from a Locking Frame, or otherwise securely fastened, or over Trailing Points except at Castlemaine, Golden Square and Bendigo	40	95††
At Castlemaine	—	80††
At Golden Square (i) Down Line	—	70††
(ii) Up Line	—	95††
At Bendigo	—	80††
(iv) Between North Bendigo Junction and Eaglehawk		
Over facing Points worked from a Locking Frame or otherwise securely fastened, or over Trailing Points.	40	80††
(v) Between Eaglehawk and Kerang		
Over Facing Points worked from a Locking Frame or otherwise securely fastened, or over Trailing Points.	40	95††
(vi) Between Kerang and Swan Hill		
Over Facing Points worked from a Locking Frame or otherwise securely fastened, or over Trailing Points.	40	80††
(vii) Between North Ballarat and Maryborough, Bendigo and Echuca, Castlemaine and Maryborough, Maryborough and Mildura.		
Over Facing Points worked from a Locking Frame, or otherwise securely fastened, or over Trailing Points.	40	80††
(viii) At 564.375 km (formerly Danyo)	—	30

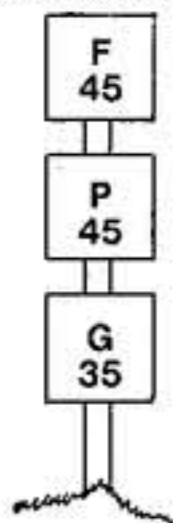
†† Where the through running track is on a curve the speed passing over points is limited by the maximum speed indicated on the curve board, provided this does not exceed the maximum permissible speed over points.

3. At Various Places—(a) All trains.

Description	Maximum Speed
Terminal Stations— When locomotive is passing the near end of platform at which the train has to stop. See clause (d), Rule II, Appendix III, and the General Appendix	km/h 25
Suburban Stations— Entering and passing through in foggy weather	25
On Single Lines— When entering a crossing station at which the train has to stop.	25
Staff Stations— When staffs are exchanged by means of Staff Automatic Exchange apparatus. When exchanging miniature staff, by hand— (a) When cane carrier is used (b) When staff automatic exchange carrier used. When exchanging staff (ordinary type) or delivering ticket Rail Motor Trains when Engineman is delivering or receiving a Staff or ticket (See also the General Appendix) "S" Class Diesel Electric Locomotives Hostler's end leading.	115 30# 25# 25# 10 See Note †††
Crossing Stations— When backing a train over level crossing not provided with gates	10
Examining Stations— When entering station. See also the General Appendix.	15
Permanent-way Repairers' Signals— In clear weather, when a green hand signal is waved slowly from side to side. See Regulations 98, 179, 265 and 274, and also the General Appendix	25
Single Line Working— Over points which become facing points when the traffic of a double line is being worked over a single Line.	15
When Air Brake is Wholly Inoperative— On a long falling gradient, or when approaching any station or junction	25

NOTE.—When an Engineman is receiving a Staff from or delivering a Staff to a signaller standing on ground level, the speed of the train must not exceed 10 kilometres per hour. When an Engineman is exchanging a Staff with a signaller standing on ground level, the train must be brought to a stand in order that the exchange may be effected safely.

††† NOTE.—When an Engineman on an "S" Class Diesel Locomotive running Hostler's End leading is receiving a Staff from, or delivering a Staff to or exchanging a Staff with a Signaller either on platform level or ground level the locomotive must be brought to a stand in order that the operation may be safely effected.



(b) **Express Goods Trains**—At various locations, a Speed Board (See diagram in margin) placed on the left-hand side of the line at a suitable distance before reaching a Signal indicates that **Express Goods Train** Speed must be promptly reduced to not more than the figure in miles per hour or kilometres per hour as shown on such board until sighting the next fixed signal. The train will then proceed according to the aspect displayed.

(c) **Passenger Trains**—At various locations a speed board (see diagram in margin) placed on the left hand side of the line at a suitable distance before reaching a signal indicates that **Passenger Train** Speed must be promptly reduced to not more than the figure in miles per hour or kilometres per hour as shown on such board until sighting the next fixed signal. The train will then proceed according to the aspect displayed.

(d) **Goods Trains**—At various locations, a Speed Board (see diagram in margin) placed on the left hand side of the line at a suitable distance before reaching a signal indicates that **Goods Train** Speed must be promptly reduced to not more than the figure in miles per hour or kilometres per hour as shown on such board until sighting of the next fixed signal. The train will then proceed according to the aspect displayed.

NOTE.—Metric Speed Boards are painted YELLOW with BLACK numerals indicating km/h.

4. Various Vehicles, Trains, Light Locomotives, Steam or Diesel Cranes and Diesel Fordson Rail Tractors.

Description	Maximum Speed
SUBURBAN "M" (Tait) and "CM" Vehicles	km/h 80
Bogie Petroleum Tank wagons when loaded (except those with "A" as the last letter of their classification)	80
Bogie Petroleum Tank wagons when empty (except those with "A" as the last letter of their classification)	95
"VHWA" Wagons when loaded (Permission must be obtained from Train Controller before loaded "VHWA" wagons are conveyed by any train). See page 99 para. 5 (v)	45 ..
Goods Trains by which "Dead" Steam locomotives are conveyed —See page 94, Gen. App. Clause (b).
"J" Wagons when loaded	60
"Z" or "ZL" Brakevans and Goods vehicles , (except bogie Goods vehicles with "W", "X" or "Y" as the last letter of their classification).	70

4. Various Trains, Light Locomotives, Steam or Diesel Cranes and Diesel Fordson Rail Tractors.—continued.

Description	Maximum Speed
Light locomotives—	km/h
"C" Class Diesel Electric Locomotive	80
"S" Class Diesel Electric Locomotive No. 1 End Leading	100
"S" Class Diesel Electric Locomotive Hostler's End Leading (See note 3, page 98).	50
"B", "L", "T" or "X" class	100
"X" Class Diesel Electric Locomotives No. 45 onwards, and "C" Class Diesel Electric Locomotives long end leading	50
"H" Class Diesel Electric Locomotive	70
"Y" Class Diesel Electric Locomotive	70
"F" Class Diesel Electric Locomotive	30
"W" Class Diesel Hydraulic Locomotive	30
"K" Class Steam Locomotive	80
Locomotive or Locomotives with Brakevan of Fixed Wheel Base only attached—	70
Any Break-down Van Train or any Train to which a Break-down Van is attached	65
Locomotives when running in any Locomotive Depot within the T.R. point.	15
Any Train by which any Steam or Diesel Crane is conveyed	The maximum speed for Steam or Diesel Crane conveyed
Diesel Crane—	50
Diesel Travelling Crane No. 45 (Way and Works Branch, 10 tonnes)	(see note)
Steam Cranes—	65
No. 19 (Rolling Stock Branch, Wreckage, 61 tonnes),	(see note)
No. 10 (Rolling Stock Branch, 10 tonnes).	25
No. 36 (Stores Branch, Grab)	25
No. 44 (Way and Works Branch, 3 tonnes)	25

NOTE:—When 61 tonne Wreckage Crane No. 19 or 10 tonne Diesel Crane No. 45 are conveyed by Special Train, the train is permitted to run only on the lines and up to the maximum speeds for the Cranes as set out below provided that the maximum speed of the train shall not exceed:—

- (a) The maximum laid down for the class of locomotive hauling the train over the portion of the line concerned.
- (b) The maximum speeds for goods trains.
- (c) The speeds in the Special Speed section.

When conveyed by a goods train the speed of the train shall be that laid down for a goods train over the line concerned provided that it does not exceed the maximum speed for the Cranes as set out below.

The maximum permissible speeds for 61 tonne wreckage crane and 10 tonne Diesel Crane No. 45 on the following lines or portions of lines are as follows—

Line or portion of line between	Maximum Speed	
	61 tonne Crane No. 19	10 tonne Diesel Crane No. 45 (See note page 110)
Northern and Midland district—	km/h	km/h
St. Albans and Bendigo	65	50
Bendigo and Echuca	30	50
Echuca and Deniliquin	Not allowed	25
Barnes and Balranald	Not allowed	25
North Creswick and Allendale	Not allowed	30
Castlemaine and Maryborough	50	50
(Over bridge at 134.684 km)	15	15
Maryborough and Ballarat	65	50
Dunolly and Inglewood	Not allowed	30
Maryborough and Avoca	Not allowed	30
Maryborough and Donald	65	50
Donald and Litchfield	Not allowed	50
Litchfield and Ouyen	Not allowed	50
Ouyen and Mildura	Not allowed	50
Mildura and Yelta	Not allowed	25
Ouyen and Galah	Not allowed	30
Galah and Murrayville	Not allowed	25
Murrayville and Pinnaroo	Not allowed	30
Redcliffs and Meringur	Not allowed	25

4. Various Trains, Light Locomotives, Steam or Diesel Cranes and Diesel Fordson Rail Tractors.—continued.

Line or portion of line between	Maximum Speed	
	61 tonne Crane No. 19	10 tonne Diesel Crane No. 45 (See note)
	km/h	km/h
Elmore and Diggora West	Not allowed	30
North Bendigo Junction and Kerang	65	50
Over bridges at 179.546 km, 199.464 km and 236.989 km	25	15
Kerang and Swan Hill	25	30
Swan Hill and Kooloonong	Not allowed	30
Eaglehawk and Kurting	65	50
Kurting and Wycheproof	50	50
Wycheproof and Kulwin	Not allowed	30
Wedderburn Junction and Wedderburn	Not allowed	30
Korong Vale and Boort	50	50
Over Bridge at 244.910 km	25	50
Boort and Barraport	Not allowed	30
Barraport and Ultima	Not allowed	30
Ultima and Robinvale	Not allowed	30
Nth. Bendigo Junction and Freezing Co. Siding	Not allowed	30

Note:—On Metropolitan and Suburban Lines this crane may run at a maximum speed of 50 kilometres per hour or at the speed permitted for a "T" Class locomotive, whichever is the lower.

Description	Maximum Speed
	km/h
On Truck Weighbridge	
(i) Vehicles over scales	5
(ii) Locomotives or vehicles over weighbridge relief rails	15
Pushing Trains	
On running lines	15
When passing around any curve of less than 161 metres radius	10
Empty trains when Guard, Shunter, or other employee leaves the leading vehicle to attend to the points	5

DIESEL FORDSON RAIL TRACTORS.

The maximum permissible speed is 30 kilometres per hour.

Permissible loads—see page 77)

TRAINS ON RUNNING LINES WITHOUT A BRAKEVAN IN THE REAR.

Subject to the conditions laid down in Regulation 232 and the instructions contained in pages 136 and 137, General Appendix, the following trains or classes of trains may run without a brakevan in the rear on the sections of line specified, viz:—

Train or class of Train	Section	Maximum Number of Vehicles
Empty Passenger Carriages	Between Bendigo and Bendigo Racecourse	10
*Goods Train	Between Spencer Street and Flinders Street	40
	Between Melbourne Yard and Maribyrnong River Goods Siding	40
	†Between Melbourne Yard and Newport via Passenger Lines	40
	Between Newport and Williamstown, Newport South and Newport Workshops	30
	Between Newport and Sunshine (Loop Line)	40
	†Between Tottenham Yard and Brooklyn	40
	Between Kangaroo Flat and Bendigo	20
	Between Bendigo and North Bendigo Junction	30
	Between North Bendigo Junction and Bendigo Racecourse	10
	Between Bendigo Racecourse and Epsom	5
	Between North Bendigo Junction and Rangelea	10
	Between Gas Co's Siding and North Bendigo Junction	10
	Between Swan Hill and Live Stock Siding at 347.688 km	30
	From Maryborough to Carisbrook	40

* Except where otherwise provided, the practice must be limited to the hours between sunrise and sunset.

† Also during the hours of darkness.

LOCOMOTIVES RUNNING TENDER FIRST

1. Unless specially authorised, no locomotive employed as assisting locomotive on a Passenger or Mixed train shall run tender first.
2. Subject to above a locomotive may run tender first on any line at any time.

LOCOMOTIVES ASSISTING IN FRONT OF TRAINS. (Regulation 174)

1. (a) Subject to the following instructions, an assisting locomotive may be employed in front of a Passenger, Mixed, or Goods train over the Lines or Sections of Lines shown in clause 5 hereof.

(b) The train locomotive and assisting locomotive must be of a class allowed to run on the portion of the Line over which the assisting locomotive is to be employed.

(c) In case of—

- (i) Passenger Trains.—The load must not exceed the maximum authorised load for the train concerned. In no case must either locomotive be run tender first.
- (ii) Mixed Trains.—Except where specially authorised, the load, vehicular or tonnage, of the train locomotive must not be exceeded. In no case must either locomotive be run tender first.
- (iii) Goods Trains.—The authorised load, vehicular or tonnage, must not be exceeded.

2. If the train will use the Automatic Staff Exchanger, and only one locomotive be so equipped this locomotive shall be the leading locomotive, except when instructions are issued to the contrary.

3. When a train is hauled by a steam locomotive and a diesel-electric or diesel-hydraulic locomotive, the steam locomotive must trail.

4. When an assisting steam locomotive is employed, a water tank may be attached between the locomotives.

5. The Lines and Sections of Lines on which double heading of trains is permitted are as shown hereunder:—

Newport and Sunshine
Melbourne and Echuca
North Creswick and Allendale
Castlemaine and Maryborough
Dunolly and Inglewood
Maryborough and Ararat
Barnes and Wakool
Barnes and Deniliquin

Ballarat and Maryborough
Maryborough and Mildura
Ouyen and Pinnaroo
Elmore and Diggera West
Bendigo and Piangil
Bendigo and Sea Lake
Korong Vale and Robinvale
Bendigo and Freezing Co's Siding

6. Where a higher powered diesel locomotive than a "T" or "Y" class is running in multiple with either a "T" or "Y" class locomotive, the higher powered locomotive with the dynamic brake and staff exchange apparatus must be the leading locomotive, except where instructions are issued to the contrary.

LOCOMOTIVES ASSISTING IN REAR OF TRAINS. (Regulation 173.)

1. Locomotives are only to assist in the rear of trains over such sections of the Line as authorised, or in cases of emergency, in accordance with the Rules and Regulations.

2. **During foggy weather, a Passenger or Mixed train must not be assisted by a locomotive in the rear:** the assisting locomotive must be attached in front, subject to the provisions laid down in the instruction under the heading of Locomotives Assisting in Front of Trains.

3. The Bank locomotive must be coupled to the rear of the train whilst the train is stationary, and the Automatic Brake must be connected throughout the whole of the train. When the necessary brake tests have been completed and the Enginemen have exchanged the proper signals the train may proceed.

4. (a) When the Bank locomotive runs through the section, it must not be uncoupled until the train is within the protection of the Home Signal at the station to which it is appointed to run.

(b) At certain places, the train is only assisted to a Stop Board, or other specified location in the section. In these circumstances the train must be stopped with the Bank locomotive near to the Stop Board or other specified location. The Bank locomotive must be immediately uncoupled from the train, which may then proceed and the Bank locomotive must return, without delay, to the Home Signal at the station in the rear.

5. Locomotives assisting on Goods trains must not be allowed to remain attached to trains after load has been so reduced that assisting locomotive is no longer required. Locomotives must be returned as soon as possible, and from the nearest suitable Station, in every case, unless required for loading on the return journey.

In all cases when an assisting locomotive to be returned light is held for more than fifteen minutes, a full report, giving particulars of the detention, must be forwarded to the Depot Manager, or Chief Train Controller.

6. The employment of a locomotive to assist in the rear of a goods train where authorised by the above mentioned instructions is permissible whether the train concerned is hauled by one or the two locomotives in front, provided that the relevant instructions contained in the Working Time-table relating to locomotives assisting in front of trains (Regulation 174) and locomotives assisting in rear of trains (Regulation 173) are fully observed.

TRAILING OF VEHICLES BEHIND PASSENGER TRAINS

In accordance with instructions contained on page 137 of the General Appendix permission is granted for the following vehicles to be trailed behind passenger trains on the following lines:

Section of Line	Train	Class of Vehicles
Melbourne – Bendigo	17 40 (No. 8043) Monday to Friday	One 'VBPY' or 'VLPY' Van
Melbourne – Mildura	21 20 (No. 8143) Sundays to Fridays 21 30 (No. 8110) Sundays to Fridays	See note page 89. A maximum of 2 'VBPY' or 'VLPY' Bogie vans also 3 'VMAX', 'VMAY' or 'VMBX' wagons

PUSHING TRAINS ON RUNNING LINES

Subject to the conditions laid down by Regulation 201 and the instructions contained on page 109 of the General Appendix permission is given for trains to be pushed on Running Lines at the following places:

Places	Additional Orders
Between North Bendigo Junction ("D" Box) and the Bendigo Gas Company's Siding.	Number of vehicles not to exceed 10. Work to be performed by Bendigo Yard Locomotive and in daylight only.
From Epsom to Bendigo Racecourse	Number of vehicles not to exceed 5. During clear daylight.
Between Kerang and Oil Coy's Sidings (Koondrook line)	Number of vehicles not to exceed 8.
Ballarat to North Ballarat Workshops	Number of vehicles not to exceed 30. Work to be performed by Ballarat Yard Locomotive.
Donald to Donald Freezing Works Siding.	Number of vehicles not to exceed 20.

AUTHORISED WORKING OF GOODS TRAINS.

MELBOURNE-BENDIGO

DOWN

- Nos. 9015, 9021, 9025, 9073 Through-Run only when authorised.
- No. 9039 Shunt Castlemaine and one other station as arranged by Chief Train Controller.
- Nos. 9029, 9043 Originates Tottenham Yard Sat., other days as authorised. Shunt Castlemaine if required.
- No. 9051 Originates Tottenham Yard. Shunt Castlemaine detach loading and clear 'pers'.
- No. 9057 Through-Conveys only loading for Bendigo, Kerang, Swan Hill and Maryborough Freight Centres. Shunts Castlemaine to detach Maryborough Freight Centre loading.
- No. 9065 Through-Conveys Castlemaine and Bendigo loading only.
- No. 9081 Through-Pick up Tottenham Yard. Shunt Woodend and Castlemaine only to detach Freight Centre loading. Conveys Parcels Van ex Melbourne for Bendigo, discharge parcels (BRUTE Containers) at Castlemaine.

UP:

- Nos. 9002, 9006, 9018, 9022, 9042 Through
- No. 9004 Through-Conveys Geelong loading, Stock ex Swan Hill on Alt. Tue. Shunt Castlemaine if required.
- No. 9054 Melbourne Yard loading only-Shunts Castlemaine.
- No. 9056 Through-Geelong Load-May convey Loop Stock for Brooklyn or terminate Tottenham Yard. Shunt Castlemaine if required.
- No. 9064 Terminate Tottenham Yard, Conveys Tottenham Yard loading, Brooklyn Loop Stock, Intra-district loading.
- No. 9072 Through-Melbourne Yard, Newmarket Live Stock on van. On Tuesdays only may convey Brooklyn Loop Stock ex Bendigo Sales.

BENDIGO-ECHUCA

DOWN

- No. 167 Through. Shunt Rochester only.
- No. 157 to Cohuna, shunt Goornong, if required for live stock only; roadsides Elmore to Cohuna
- No. 153 Roadsides.

UP

- No. 158 Roadsides.
- Nos. 166, 168, Through. Shunt as required by Senior Train Controller.
- No. 170 shunt for Live Stock only. (Load 'T' Loco 510 tonnes)

ECHUCA-DENILQUIN.

- Nos. 161, 167 Roadsides.
- No. 9307 Through (Rice Traffic)

- Nos. 160, 168 Roadsides.
- No. 170 Live Stock only.
- No. 9374 Through (Rice Traffic)

ECHUCA-BALRANALD

Note :- Serviced by Echuca, Kerang and Swan Hill Freight Centres.

BENDIGO-KERANG

- No. 9057. Through. Shunt Kerang only
- No. 131. Roadsides.

- No. 138, 140 Through. Shunt Kerang.

KERANG-SWAN HILL

- No. 9057. Through

- No. 138, 140. Through. Shunt Kerang only.

AUTHORISED WORKING OF GOODS TRAINS.—continued.

BENDIGO—KORONG VALE

Note:—Serviced by road from Bendigo Freight Centre.

KORONG VALE—WYCHEPROOF.

Note:—Serviced by road from Donald and Ouyen Freight Centres.

KORONG VALE—ULTIMA

Note:—Serviced by Bendigo, Kerang and Swan Hill Freight Centres.

DOWN

UP

CASTLEMAINE—MARYBOROUGH

Nos. 125, 123. Roadsides.

No. 124. Roadsides
No. 120. Through

BALLARAT—MARYBOROUGH

Nos. 225, 227, 231, 9141. Through.
Nos. 9101, 9155. Through. Shunts Ballarat to detach loading and clear loading for Maryborough and beyond.

Nos. 232, 234. Roadsides.
Nos. 222, 228, 9242, 9276, 236. Through
No. 9118. Through (Shunt Ballarat "Pers" only).

MARYBOROUGH—DONALD

Nos. 227, 231. Through.
No. 9155. Through. Shunts Maryborough to detach loading for stations Dunolly to Cope Cope and clear loading for stations Ouyen and beyond.
No. 225. Roadsides.
No. 9141. Through. (Shunt Donald Freight Centre vehicles only).

Nos. 228, 222, 9276, 9118, 236. Through.
* Shunt St. Arnaud only.

DONALD—OUYEN

No. 225. Roadsides
Nos. 227, 231. Through.
No. 9155*. Through, shunts Donald to detach loading for stations Litchfield to Nunga and attach loading for Ouyen and stations to Mildura.
* No. 9155 Stop Watchem, Fridays to discharge "Per" V.G. and restricted to two shunts Tue., Thur. and work as required by Senior Train Controller other days.
No. 9141. Through. (Shunt Ouyen Freight Centre vehicles only).

No. 228. Roadsides.
Nos. 222, 9118. Through.
No. 9276. restricted Shunts as required by Senior Train Controller.

OUYEN—MILDURA.

No. 9141. Ouyen, Hattah, Carwarp, Redcliffs, Irymple to detach bogie vans or discharge van goods.
No. 9155. Roadsides.
Nos. 227, 231. Through. (Conveys oil, cement and/or superphosphate offering for Ouyen and beyond only).
Note:—24 GY/RW wagons must take preference.

No. 9118. Shunt Irymple, Redcliffs, Carwarp, Hattah (and Ouyen Mondays to Thursdays) to pick up bogie vans or van goods only. Also load van goods Fridays at Ouyen.
No. 9276. Roadsides.
No. 222. Through. (Conveys Gypsum to North Geelong Yard and empty Oil Tank Wagons from Ouyen (ex Mildura) for Corio if tonnage permits.
Note:—Wagons loaded with Gypsum must take preference.

Note:—No. 9155 must not shunt at stations other than Ballarat, Maryborough, Donald and Ouyen then stations to Mildura.

CLEAR LENGTH OF CROSSING TRACKS AND REFUGE SIDINGS

LINE	TRACK-LENGTH IN METRES					
	No. 1	No. 2	No. 3	No. 4	No. 5	
BENDIGO-DENILIQVIN						
GOORNONG	387	387	
ELMORE	415	710	671	
ROCHESTER	366	588	588	
ECHUCA	427	427	518	
MOAMA	549	549	
MATHOURA	488	488	
ECHUCA-BALRANALD						
BUNNALOO	287	287	
WAKOOL	351	351	
MOULAMEIN	378	378	326	
BENDIGO-KOOLONONG						
RAYWOOD	381	381	213	
DINGEE	396	396	
MITIAMO	302	302	
PYRAMID	244	244	
MACORNA	305	305	
KERANG	308	308	259	
LAKE BOGA	287	287	
SWAN HILL	370	370	
WOORINEN	
NYAHWEST	280	280	
PIANGIL	194	194	
BENDIGO-KULWIN						
EAGLEHAWK	506	506	
MARONG	337	337	
BRIDGEWATER	427	427	
INGLEWOOD	332	332	
WEDDERBURN JUNCTION	416	416	
KORONG VALE	472	373	379	439	
BUCKRABANYULE	346	346	
CHARLTON	335	264	
WYCHEPROOF	198	198	174	
CULGOA	
BERRIWILLOCK	233	119	
SEA LAKE	290	194	
KORONG VALE-ROBINVALE						
MYSIA	300	300	
BOORT	383	383	
BARRAPORT	398	578	
QUAMBATOOK	518	349	
LALBERT	165	165	
ULTIMA	337	259	
MANANGATANG	264	107	

CLEAR LENGTH OF CROSSING TRACKS AND REFUGE SIDINGS

LINE	TRACK-LENGTH IN METRES						
	No. 1	No. 2	No. 3	No. 4	No. 5		
CASTLEMAINE-MARYBOROUGH							
NEWSTEAD	245	245		
CARISBROOK	229	229		
BALLARAT-MARYBOROUGH							
CRESWICK	327	367		
CLUNES	479	479		
TALBOT	226	226		
MARYBOROUGH-MILDURA							
BET BET	672	672		
DUNOLLY	200	309		
BEALIBA	280	280		
EMU	610	610		
ST. ARNAUD	315	361	265		
SUTHERLAND	485	485		
COPE COPE	306	306		
DONALD	483	483	463		
LITCHFIELD	479	479		
WATCHEM	369	369		
BIRCHIP	411	411		
CURYO	392	514		
WOOMELANG	495	495		
LASCELLES	581		
SPEED	349	349		
OUYEN	451	328	328		
HATTAH	293	361		
CARWARP	367	367		
REDCLIFFS	512	512		
IRYMPLE	229	229		
OUYEN-PINNAROO							
WALPEUP	276	276		
UNDERBOOL	267	267		
COWANGIE	268	268		
MURRAYVILLE	191	191		
REDCLIFFS-MERINGUR							
MERINGUR	194	194		
MILDURA-YELTA							
MERBEIN	216	216		

NORTHERN REGION

WORKING TIME-TABLE

With W.T.T. amendments to 35/84 (Passenger), 1019/84 (Goods) and Weekly Notice amendments to 7/85.

INDEX — TIME-TABLES.

Line	Pages
Albury-Swan Hill-Adelaide Road Coach Service	5
Allendale	49
Ararat-Avooca-Maryborough	49
Ballarat-Maryborough-Donald Road Coach Service	26, 27
Ballarat-Mildura Goods Service	50-57
Balranald Goods Service	42
Bendigo Goods Service	30-35
Bendigo Passenger Service	5-17
Bendigo-Cohuna Road Coach Service	22
Bendigo-Diggora West Goods Service	39
Bendigo-Echuca-Deniliquin Goods Service	40, 41
Bendigo-Echuca-Deniliquin, Road Coach Service	23
Bendigo-Sea Lake Goods Service	44, 45
Bendigo-Charlton-Sea Lake Road Coach Service	24, 25
Bendigo-Korong Vale Goods Service	44-46
Bendigo-Ultima Goods Service	46
Bendigo-Ultima Road Coach Service	21
Castlemaine-Maryborough Goods Service	48
Castlemaine-Maryborough Road Coach Service	19
Castlemaine-Maryborough (Christian Community College) School Road Coach Service	19
Freezing Company's Siding (Bendigo)	39
Kooloonong Goods Service	36, 37
Koondrook Goods Service	20
Korong Vale-Robinvale Goods Service	46
Korong Vale-Sea Lake-Kulwin Goods Service	44, 45
Korong Vale-Inglewood-Dunolly-Maryborough Goods Service	43
Korong Vale-Wedderburn Goods Service	43
Maryborough Passenger Service (via Ballarat)	26-28
Melbourne-Mildura Road Coach Service	29
Merbein Goods Service	59
Meringur Goods Service	58
Mildura Passenger Service	28
Ouyen-Pinnaroo Goods Service	58
Swan Hill Goods Service	36, 37
Swan Hill Passenger Service	5-17
Swan Hill-Piangil Road Coach Service	20
Woodend-Daylesford Road Coach Service	18
Yelta Goods Service	59

INDEX TO GENERAL INSTRUCTIONS

	Page
Block Notes, Melbourne-Bendigo Line	66
Boom Barriers	70, 71
Distance Table from Melbourne	67-69
Crossing Tracks and Refuge Sidings, Length of	114, 115
Intercity and Interurban passenger train loads	73
Flashing Light Signals	70, 71
Freight Centres, Summary of	61
Goods Trains, authorised working	112, 113
Goods Trains, Mass Loads	79-97
Load Schedules, general reference to footnotes	81
Locomotive Running Schedules	74-76, 78
Locomotives assisting in Front of Trains	77, 110
Locomotives assisting in Rear of Trains	110
Locomotives, classes allowed to run on various lines	98-105
Locomotives running tender first	110
Miniature Staff Automatic Exchange Apparatus	66
Numbering of Train Time-tables, &c.	77
Parcels and Motor Coaches, Loads of	77
Passenger, Rail Motor and Mixed Train Running	3
Pushing trains on running times	111
Rail Motor Running Schedules	76
Scheduled Stopping Arrangements for Country Passenger Services	3
Speed, authorised, not to be exceeded	98-110
Suburban Passengers not to travel by Country Trains	3
Symbols, Station Reference	4
Symbols, Time-table Reference	4
Tractors, Diesel Fordson Rail	77, 109
Trailing of Vehicles behind passenger trains	111
Trains on Running Lines without a Brakevan in the rear	109
Watering Facilities	72
Working Time-table Amending Circulars	116

Note: Consult the Working Time-Table Addenda for instructions regarding rolling stock mass, lengths and operating instructions, also other general matter common to all Working Time-Tables.

INDEX TO LOCOMOTIVE AND RAIL MOTOR RUNNING SCHEDULES AND LOADS

Section	Passenger Pages	Rail Motor Pages	Goods Pages
Ballarat-Allendale			96
Ballarat-Mildura	75		94, 95
Bendigo-Echuca-Deniliquin			84
Bendigo-Swan Hill	76		87
Bendigo-Freezing Coy's Sdg.			89
Bendigo-Wycheproof-Sea Lake-Kulwin			90, 91
Castlemaine-Maryborough			93
Echuca-Balranald			86
Elmore-Diggera West			85
Korong Vale-Robinvale			92
Maryborough-Avoca-Ararat			93
Maryborough-Inglewood			96
Melbourne-Bendigo	74	76	82, 83
Melbourne-Sunshine (via Pass. Lines)			81
Mildura-Yelta			94, 95
Ouyen-Pinnaroo			97
Redcliffs-Meringur			97
Sunshine-Newport			79, 80
Swan Hill-Kooloonong			88
Wedderburn Junction-Wedderburn			89

GENERAL NOTES

A copy of every new issue of the WORKING TIME-TABLE BOOK, or section of the book, or amendment thereto, is to be supplied to all concerned in accordance with Regulation 8.

It is imperative that each Stationmaster carefully check this time-table, regarding the timing of trains, crossing arrangements, etc., so far as his own station or the stations he supervises are concerned. He will be held responsible for promptly bringing under the notice of the Section Manager, Time-tables Co-ordination and the appropriate Regional Operations Manager, of any inaccuracies.


PASSENGER TRAIN AND RAIL MOTOR RUNNING. Depot stations must obtain full particulars from guards of the late running of passenger trains and rail motors. In the case of a rail motor run without a guard, the necessary particulars shall be obtained from the engineman. In the event of any time being lost by the locomotive, the cause, also locomotive number and class, must be ascertained from the engineman, and the train controller advised. Enginemen will require to explain the cause of any time lost that in the aggregate exceeds the time gained on the journey.

When a passenger train or rail motor is blocked at a roadside station the Train Controller must be advised by the Stationmaster at the station at which the block occurred, and if the train that caused the block was running late the cause of such late running (whether overtime in section or other cause) must be given.

SUBURBAN PASSENGERS NOT TO TRAVEL BY COUNTRY TRAINS

Country trains to and from Melbourne shown in the working time-tables are not available for inter-station passenger travel within the suburban electrified area unless otherwise specified in the time-tables.

One-class suburban ticket holders are not permitted to travel in first class carriages.



24 HOUR TIMINGS

24 hour timings are used throughout this time-table and associated train running documents.

The hours are numbered consecutively from 01 to 23 then 00 (as shown on the dial). Instead of a.m. and p.m., 12 is added to the hours after midday, thus 1.00 p.m. becomes 13 00, 5.00 p.m. becomes 17 00, 9.00 p.m. becomes 21 00 (or 21 19 or 21 47 according to the minutes after the hour). Midnight is 00 00 and times between midnight and 1.00 a.m. are shown by the figures 00 01 to 00 59.

Note—All quotations of train times to the travelling public should still be in 12 hour a.m. and p.m. times. Public time-tables will continue to be shown in 12 hour a.m. and p.m. times.

NUMBERING OF COUNTRY TRAINS

The numbers allocated to the various Country Regions for trains that pass through the MetRail Area are as shown hereunder:—

	Passenger Trains	Goods Trains
Northern	8000 — 8099	9000 — 9099
Western	8100 — 8199	9100 — 9199
South Western	8200 — 8299	9200 — 9299
North Eastern	8300 — 8399	9300 — 9399
Eastern	8400 — 8499	9400 — 9499
North Eastern Standard Gauge	8600 — 8699	9600 — 9699

TIME-TABLE REFERENCE SYMBOLS

Country passenger and rail motor trains must stop at stations where so scheduled in the time-tables. Where the times of arrival and departure of trains are not both stated, the times shown are those of departure from stations.

Where the time for the train is shown without the addition of one of the undermentioned symbols or other special reference, a definite stop must be made.

Where the following standard symbols *, c, d, u, ††, ◆, ▲ and ● are utilized with or without, as the case may be, a time being shown, they indicate how the train shall be dealt with at the particular station or stations, e.g., whether non-stop, or to stop in certain circumstances.

The symbols referred to and their application to the time-tables are as follows:—

- * Trains will not stop to pick up or set down passengers at stations where the train schedule is so marked, or where this symbol occurs without an accompanying time.
- c Passengers change
- d Trains stop to set down.
- u. Trains stop to pick up.
- †† Trains so marked run only if required. Special advice will be issued by the Manager, Operations Scheduling and Control, Chief Train Controller, Regional Senior Train Controller or Depot Stations when the running of such trains is necessary.
- Indicates that the train must when practicable be despatched from the station concerned at the earlier time shown.
- ◆ Indicates that the Road Coach shall only stop when signalled to do so by an intending passenger and/or when conveying passengers for that stop.
- ▲ Reservations are compulsory. Bookings must be made through the Central Reservation Bureau or Regional Booking Centre.
- D Stops for Departmental purposes only.
- R Refreshments available at this station.
- CR Cafeteria or Buffet Car normally attached.
- M.O. Mondays only.
- M.E. Mondays excepted.
- F.O. Fridays only
- F.E. Fridays excepted.

TIME ALLOWANCE IN PASSENGER TRAIN SCHEDULES

Additional time is allowed in passenger train schedules and is indicated as follows:—

- [3] indicates the recovery time allowed for temporary speed restrictions and other contingencies.
- ② indicates extra time for pathway requirements and is mainly used in the MetRail Area.

STATION REFERENCE SYMBOLS

- E.S. Electric Staff Stations.
- † Staff Stations, at which the Staff, a Staff Ticket, or a Line Clear Report must be received before starting, and delivered on arrival.
- NC No one in charge stations.
- O Stations worked under Rail Agent conditions, but at which the employees in charge are authorised to collect freight charges. The names of stations worked under "Rail Agent Conditions", are printed in italics.
- P.O. Post Office
- R.S. Railway Station
- T.O. Road Turn Off
- T.S. Township

LIST OF STATION NAME ABBREVIATIONS

The names of the originating and destination stations respectively in the heading (Formed by) and foot (Forms) of each page have been abbreviated and are set out hereunder:—

Adelaide	ADE	Geelong	GLG	South Geelong	SGL
Albury	ALY	Horsham	HSM	Spencer Street	SSS
Bacchus Marsh	BMH	Kyneton	KNT	Sunbury	SBY
Bairnsdale	BDE	Leongatha	LGA	St. Albans	SAB
Ballarat	BAL	Melton	MEL	Sunshine	SUN
Bendigo	BDG	Mildura	MDA	Swan Hill	SWH
Broadmeadows	BMS	Newport	NPT	Traralgon	TRG
Cobram	CRM	Numurkah	NMK	Warragul	WRG
Dandenong	DNG	Pakenham	PKM	Warrnambool	WNB
Dimboola	DIM	Sale	SAL	Werribee	WER
Donald	DON	Seymour	SEY	Woodend	WED
Essendon	ESD	Shepparton	SHP	Yarram	YRM
Flinders Street	FSS	South Dynon Loco.	SDL		

MELBOURNE—BENDIGO—SWAN HILL—Passenger Service

DOWN

MONDAYS TO FRIDAYS

Run No.	32		30	33	31	16	16
Formed by Arrival	ON		ON	ON	8106 06 45 BMH	8006 07 12 BDG M.O.	ON M.E.
STATIONS	8001 D.E.R.M.		8003 D.E.R.M., Trailer, D.E.R.M.	8005 PASS.	8007 D.E.R.M.	8009 "Great Northern Limited" M.O. CR	8009 "Great Northern Limited" M.E.
MELBOURNE (Spencer Street)	dep. 04 55	..	05 45	06 25	07 10		08 05
North Melbourne	.. 04 59*	..	05 49*	06 29*	07 14*		08 09*
South Kensington ○	.. 05 02*	..	05 52*	06 32*	07 17*		08 12*
Footscray	.. 05 04u	07 19u		..
Middle Footscray ○
West Footscray
Tottenham ○
Sunshine	arr.
"	dep. 05 11u	..	06 01u	06 40u	07 27u		08 20u
Albion ○
Ginifer
St. Albans	.. 05 17u	..	06 06*	06 45*	07 34u	①	③
Sydenham ○	.. 05 24	..	06 15	06 50*	07 43		08 28*
Diggers Rest ○	.. 05 36	..	06 27	06 58*	07 55		08 32*
	[1]	..	[2]	[2]	[2]		08 38*
SUNBURY	arr. 05 44	..	06 37	07 06	08 05		..
"	dep.		08 41*
Rupertswood Plat. NC
Clarkefield		08 49*
Riddells Creek ○		08 53*
Gisborne		08 58*
Macedon		09 02*
Woodend	arr.
KYNĒTON	dep.		09 10
"	arr.
"	dep.		09 20
Malmsbury ○		09 28
Elphinstone ○		09 35*
CASTLEMAINE	arr.		09 44
"	dep.		09 46
Ravenswood NC		09 59*
Kangaroo Flat ○		10 06*
Golden Square
BENDIGO	arr.		[4]
"	dep.		10 15BC
North Bendigo Junction ES
Eaglehawk ES	arr.
"	dep.
Raywood NC	arr.
(see note, page 36)	dep.
Dingee ES ○	arr.
"	dep.
Prairie NC (see note, p. 36)
Mitiamo	arr.
"	dep.
Pyramid ES	arr.
"	dep.
Macorna NC ○	arr.
"	dep.
KERANG ES †	arr.
"	dep.
Lake Boga	arr.
(see note, page 36)	dep.
SWAN HILL †	arr.
Forms/Destination	8004 05 50 SSS		8012 07 05 SSS	8020 07 35 SSS	8030 08 45 SSS		8046 11 00 SSS

ROAD COACH CONNECTIONS

BENDIGO Dep.	To—	Days of Connection.
10 25	Charlton (see page 24)	Wednesdays, Fridays

MELBOURNE—BENDIGO—SWAN HILL—Passenger Service

MONDAYS TO FRIDAYS

DOWN		37	30	5		43	26
Run No.		8302	8012	8026		8132	8310
Formed by Arrival		07 21 SEY	07 49 SBY	09 05 BDG		12 24 BMH	10 05 ALY
STATIONS		8011 600 H.P. D.R.C. & Tlr., Tlr., D.E.R.M.		8015 EXPRESS PASS. CR.		8021 PASS.	8025 EXPRESS PASS. CR.
MELBOURNE							
(Spencer Street)	dep.	08 10		09 50	..	12 45	13 50
North Melbourne	..	08 14*		09 54*	..	12 49*	13 54*
South Kensington ○	..	08 17*		09 57*	..	12 52*	13 57*
Footscray	..	08 19u		.	..	12 54u	.
Middle Footscray ○
West Footscray
Tottenham ○
Sunshine	arr.
"	dep.	08 26u		10 05u	..	13 01u	14 05u
Albion ○
Ginifer	..	08 31P		.	..	①	.
St. Albans	..	08 35u		10 10*	..	13 07*	14 10*
Sydenham ○	..	08 42		10 14*	..	13 13	14 14*
Diggers Rest ○	..	08 51		10 20*	..	13 21	14 21*
SUNBURY	arr.	08 57	
"	dep.	600 HP D.R.C. & Tlr.		10 25	..	13 27	14 25*
Rupertswood Plat. NC	..	09 00	
Clarkefield	..	09 02S		10 34*	..	13 37	14 35*
Riddells Creek ○	..	09 14		10 38*	..	13 43	14 39*
Gisborne	..	09 20		10 43*	..	13 52	14 45*
Macedon	..	09 30		10 47*	..	13 57	14 49*
Woodend	arr.	09 36	
"	dep.	09 46H		10 54	..	14 06	14 55*
"	..	[4]		.	..	[4]	.
KYNETON	arr.	10 00		.	..	14 20	.
"	dep.	.		11 04	..	.	15 05
Malmsbury ○	..	.		11 17*	..	.	15 18*
Elphinstone ○
CASTLEMAINE	arr.	.		11 27K	..	.	15 28
"	dep.	.		11 40*	..	.	15 42*
Ravenswood NC	..	.		11 47*	..	.	15 49*
Kangaroo Flat ○
Golden Square	..	.		[3]	..	.	[1]
BENDIGO	arr.	.		11 55BC	..	.	15 55BC
"	dep.
North Bendigo Junction ES
Eaglehawk ES	arr.
"	dep.
Raywood NC	arr.
(see note, page 36)	dep.
Dingee ES ○	arr.
"	dep.
Prairie NC (see note, p. 36)
Mitiamo
Pyramid ES
Macorna NC ○
KERANG ES †	arr.
"	dep.
Lake Boga	arr.
(see note, page 36)	dep.
SWAN HILL †	arr.
Forms/Destination		8040 10 15 SSS		8052 14 00 SSS		8054 15 15 SSS	8062 17 00 SSS

H—Daylesford Passengers change to Road Coach, (see page 18). K—Maryborough Passengers change to Road Coach, (see page 19). P—Stops only to pick up students. Will not stop during school holiday periods. S—Stops only to set down students. Will not stop during school holiday periods.

ROAD COACH CONNECTIONS

BC—	BENDIGO Dep.	To—	Days of Connection.
	12 15	Echuca (see page 23)	Mondays to Fridays
	12 20	Cohuna (see page 22)	Mondays, Wednesdays, Thursdays
	16 15	Sea Lake (see page 24)	Mondays, Tuesdays, Thursdays
	16 20	Ultima (see page 21)	Mondays to Fridays
	16 55	Denilquin (see page 23)	Mondays, Tuesdays, Thursdays, Fridays
	17 05	Cohuna (see page 22)	Tuesdays, Fridays

MELBOURNE—BENDIGO—SWAN HILL—Passenger Service

DOWN NEW

MONDAYS TO FRIDAYS

Run No.	39	31	45		40	33	11
Formed by Arrival	8304 08 00 SEY	8030 09 30 SBY	8316 15 05 SHP		8124 10 40 BMH	8054 16 50 KNT	8318 16 20 ALY
STATIONS	8029 600 H.P. D.R.C. and Trailer	8033 D.E.R.M. and Trailer	8037 PASS.		8039 PASS.	8041 PASS.	8043 EXPRESS PASS. CR ▲
MELBOURNE (Spencer Street)	dep. 15 10	16 02	16 40		17 09	17 19	17 44
North Melbourne	15 14*	16 06u	16 44u	..	17 13u	17 23u	17 48*
South Kensington ○	15 17*	16 09*	16 47*	..	17 16*	17 26*	17 51*
Footscray	15 19u	16 11u	17 18u	17 28u	..
Middle Footscray ○
West Footscray
Tottenham ○
Sunshine	arr. 15 26u	16 19u	16 54*	..	① 17 25*	17 36u	17 58*
Albion ○
Ginifer
St. Albans	② 15 33*	16 25u	① 17 00u	..	② 17 33u	17 43u	③ 18 05*
Sydenham ○	15 39	16 34	17 06	..	17 37*	17 51	18 09*
Diggers Rest ○	15 49	16 47	17 15	..	17 43*	18 02	18 16*
SUNBURY	arr. 15 56	[2] 16 57	[2] 18 12	..
Rupertswood Plat. NC	dep. 15 58P	..	17 21	..	17 46*	..	18 20*
Clarkefield	16 09	..	17 31	..	17 56	..	18 30*
Riddells Creek ○	16 16	..	17 38	..	18 03	..	18 34*
Gisborne	16 26	..	17 47	..	18 12	..	18 40*
Macedon	16 32	..	17 52	..	18 17	..	18 44*
Woodend	arr. 16 42	..	18 01	..	18 26H	..	18 50*
"	[3]	..	[2]	..	[2]
KYNETON	arr. 16 55	..	18 13	..	18 38
Malmsbury ○	dep.	19 00
Elphinstone ○	19 13*
CASTLEMAINE	arr.	19 22K
Ravenswood NC	dep.	19 24
Kangaroo Flat ○	19 38*
Golden Square	19 45*
BENDIGO	arr.	[3]
North Bendigo Junction ES	dep.	19 53BC
Eaglehawk ES	arr.	19 56
"	dep.	19 59*
Raywood NC	arr.	20 06
(see note, page 36)	dep.
Dingee ES ○	arr.
"	dep.
Prairie NC (see note, p. 36)	arr.	20 35
Mitiamo	dep.
"	arr.
Pyramid ES	arr.
"	dep.
Macorna NC ○	arr.	21 02
"	dep.
KERANG ES †	arr.
"	dep.	21 29
Lake Boga	arr.	21 31
(see note, page 36)	dep.
SWAN HILL †	arr.	[4] 22 20
Forms/Destination	8058 17 15 SSS	8056 17 15 SSS	OFF		OFF	8064 18 55 SSS	OFF

H—Daylesford Passengers change to Road Coach, (see page 18).
K—Maryborough Passengers change to Road Coach, except Fridays, (see page 19).

ROAD COACH CONNECTIONS

BENDIGO Dep.	To—	Days of Connection.
20 00 20 05	Sea Lake (see page 24) Deniliquin (see page 23)	Wednesdays, Fridays Wednesdays

MELBOURNE - BENDIGO - SWAN HILL - Passenger Service


MONDAYS TO FRIDAYS

STATIONS	8029 600 H.P. D.R.C. & Trailer	8033 D.E.R.M. & trailer	8037 Pass	8039 Pass.	8041 Pass.	8043 Express Pass. CR ▲
SPENCER STREET dep	15 10	16 02	16 40	17 09	17 19	17 44
North Melbourne	15 14*	16 06u	16 44u	17 13u	17 23u	17 48*
South Kensington O	15 17*	16 09*	16 47*	17 16*	17 26*	17 51*
Footscray	15 19u	16 11u	*	17 18u	17 28u	*
Middle Footscray O	*	*	*	*	*	*
West Footscray	*	*	*	*	*	*
Tottenham O	*	*	*	①	*	*
Sunshine arr
" dep	15 26u	16 19u	16 54*	17 25*	17 36u	17 58*
Albion O	*	*	*	*	*	*
Ginifer	*	*	*	②	*	③
St.Albans	15 33*	16 25u	17 00u	17 33u	17 43u	18 05*
Sydenham O	15 39	16 34	17 07	17 38*	17 51	18 09*
Diggers Rest O	15 49	16 47	17 16	17 44*	18 02	18 16*
		[2]			[2]	
SUNBURY arr	..	16 57	18 12	..
" dep	15 56		17 22	17 48*		18 20*
Rupertswood Plat NC	15 58P		*	*		*
Clarkefield	16 09		17 33	17 59		18 30*
Riddells Creek O	16 16		17 40	18 06		18 34*
Gisborne	16 26		17 49	18 15		18 40*
Macedon	16 32		17 53	18 21		18 44*
Woodend arr	..		18 03-8062			..
" dep	16 42		18 10●	18 30H		18 50*
	[3]		[2]	[2]		
KYNETON arr	16 55		18 22	18 42		19 00
" dep						*
Malmsbury O						19 13*
Elphinstone O						19 22K
CASTLEMAINE arr						19 24
" dep						19 38*
Ravenswood NC						19 45*
Kangaroo Flat O						*
Golden Square NC						[3]
BENDIGO arr						19 53BC
" dep						19 56
North Bendigo Jctn ES						19 59*
Eaglehawk ES arr						-136
" dep						20 06
Raywood NC arr						..
(See note, page 36) dep						*
Dingee ES O arr						-9008
" dep						20 35
Prairie NC (see note p.36) arr						*
Mitiamo dep						..
" arr						*
Pyramid ES dep						21 02
" arr						..
Macorna NC O dep						*
" arr						21 29
KERANG ES / dep						21 31
" arr						..
Lake Boga arr						*
(see note, page 36) dep						[4]
SWAN HILL / arr						22 20

H - Daylesford passengers change to road coach, (see page 18).
 K - Maryborough passengers change to road coach, except Fridays, (see page 19).
 ● - No.8037 may depart Woodend 18.04.

ROAD COACH CONNECTIONS

BENDIGO Dep.	To	Days of Connection
20 00	Sea Lake (see page 24)	Wednesdays, Fridays
20 05	Deniliquin (see page 23)	Wednesdays




MELBOURNE - BENDIGO - SWAN HILL - Passenger Service
MONDAYS TO FRIDAYS

DOWN:

STATIONS:		8051 PASS.	8065 PASS.	8069 D.E.R.M.	8071 EXPRESS PASS. F.O.	8073 D.E.R.M.
SPENCER STREET	dep	17 50	18 30	19 15	20 20	21 20
North Melbourne		17 54u	18 34*	19 19*	20 24*	21 24*
South Kensington O		17 57*	18 37*	19 22*	20 27*	21 27*
Footscray		*	*	19 24u	*	*
Middle Footscray O		*	*	*	*	*
West Footscray		*	*	*	*	*
Tottenham O		*	*	*	*	*
Sunshine	arr
"	dep	18 04*	18 46u	19 32u	20 35u	21 35u
Albion O		*	*	*	*	*
Ginifer		*	①	①	*	*
St. Albans		18 10u	18 52*	19 38*	20 40*	21 40*
Sydenham O		18 17	18 56*	19 45	20 44*	21 46
Diggers Rest O		18 26	19 02*	19 58	20 50*	21 59
				[2]		[2]
				20 07		22 08
SUNBURY	arr
"	dep	18 32	19 07		20 55	
Rupertswood Plat. NC		*	*		*	
Clarkefield		18 43	19 16*		21 04*	
Riddells Creek O		18 50	19 20*		21 08*	
Gisborne		18 59	19 27		21 15	
Macedon		19 05	19 32		21 20	
Woodend	arr
"	dep	19 14	19 40		21 28	
		[2]				
KYNETON	arr	19 26
"	dep		19 50		21 38	
Malmsbury O			19 58		*	
Elphinstone O			20 05*		21 51*	
CASTLEMAINE	arr		20 14K		...	
"	dep		20 16		22 01	
Ravenswood NC			20 29*		22 14*	
Kangaroo Flat O			20 37		22 21*	
Golden Square NC			*		*	
			[2]		[4]	
			20 45		22 30	
BENDIGO	arr					
"	dep					
North Bendigo Jctn. ES						
Eaglehawk ES	arr					
"	dep					
Raywood NC	arr					
"	dep					
Dingee ES O						
Prairie NC (See note p.36)						
Mitiamo	arr					
"	dep					
Pyramid ES	arr					
"	dep					
Macorna O	arr					
"	dep					
KERANG ES †	arr					
"	dep					
Lake Boga	arr					
(See note, page 36)	dep					
SWAN HILL †	arr					

K - Maryborough passengers change to road coach, Fridays only (see page 19).



MELBOURNE—BENDIGO—SWAN HILL—Passenger Service
MONDAYS TO FRIDAYS

DOWN		44		14	31	16		31
Run No.		44		14	31	16		31
Formed by Arrival		8449 09 09 LGA		8264 18 05 SGL	8056 18 00 SBY	8475 19 28 TRG		8070 20 56 SBY
STATIONS		8051 PASS.		8065 PASS.	8069 D.E.R.M.	8071 EXPRESS PASS. F.O.		8073 D.E.R.M.
MELBOURNE								
(Spencer Street)	dep.	17 50	..	18 30	19 15	20 20	..	21 20
North Melbourne	..	17 54u	..	18 34*	19 19*	20 24*	..	21 24*
South Kensington ○	..	17 57*	..	18 37*	19 22*	20 27*	..	21 27*
Footscray	19 24u
Middle Footscray ○
West Footscray
Tottenham ○
Sunshine	arr.
"	dep.	18 04*	..	18 46u	19 32u	20 35u	..	21 35u
Albion ○
Ginifer	①	①
St. Albans	..	18 10u	..	18 52*	19 38*	20 40*	..	21 40*
Sydenham ○	..	18 17	..	18 56*	19 45	20 44*	..	21 46
Diggers Rest ○	..	18 25	..	19 02*	19 58	20 50*	..	21 59
					[2]			[2]
					20 07			22 08
SUNBURY	arr.
"	dep.	18 31	..	19 07	..	20 55
Rupertswood Plat. NC
Clarkefield	..	18 41	..	19 16*	..	21 04*
Riddells Creek ○	..	18 47	..	19 20*	..	21 08*
Gisborne	..	18 56	..	19 27	..	21 15
Macedon	..	19 01	..	19 32	..	21 20
Woodend	arr.
"	dep.	19 10	..	19 40	..	21 28
"		[3]
KYNETON	arr.	19 23
"	dep.	19 50	..	21 38
Malmsbury ○	19 58
Elphinstone ○	20 05*	..	21 51*
CASTLEMAINE	arr.	20 14K
"	dep.	20 16	..	22 01
Ravenswood NC	20 29*	..	22 14*
Kangaroo Flat ○	20 37	..	22 21*
Golden Square	[2]	..	[4]
				20 45	..	22 30
BENDIGO	arr.
"	dep.
North Bendigo Junction ES
Eaglehawk ES	arr.
"	dep.
Raywood NC	arr.
(see note, page 36)	dep.
Dingee ES ○	arr.
"	dep.
Prairie NC (see note, p. 36)
Mitiamo	arr.
"	dep.
Pyramid ES	arr.
"	dep.
Macorna NC ○	arr.
"	dep.
KERANG ES †	arr.
"	dep.
Lake Boga	arr.
(see note, page 36)	dep.
SWAN HILL †	arr.
Forms/Destination		OFF		OFF	8070 20 15 SSS	OFF		8074 22 15 SSS

K—Maryborough Passengers change to Road Coach, Fridays only (see page 19).

SWAN HILL—BENDIGO—MELBOURNE—Passenger Service
MONDAYS TO FRIDAYS

UP		32	16		40	30	41
Run No.		8001				8003	
Formed by Arrival		05 44 SSS	ON		ON	06 37 SSS	ON
STATIONS		8004 D.E.R.M.	8006 PASS. M.O. CR		8008 PASS. M.E.	8012 D.E.R.M., Trailer, D.E.R.M.	8018 PASS.
SWAN HILL †	dep.						
Lake Boga	arr.						
" (See note, page 36)	dep.						
KERANG ES †	arr.						
"	dep.						
Macorna ○	arr.						
"	dep.						
Pyramid ES	arr.						
"	dep.						
Mitiamo	arr.						
"	dep.						
Prairie NC (See note, page 36)	arr.						
Dingee ES	dep.						
"	arr.						
Raywood NC	arr.						
" (See note, page 36)	dep.						
Eaglehawk ES	arr.						
"	dep.						
North Bendigo Junction ES	arr.						
BENDIGO	dep.		04 55				
"	arr.						
Golden Square	dep.		05 00*				
Kangaroo Flat ○	arr.		05 08*				
Ravenswood NC	dep.						
CASTLEMAINE	arr.						
"	dep.		05 21				
Elphinstone ○	arr.		05 31*				
Malmsbury ○	dep.						
KYNETON	arr.						
"	dep.		05 45		05 45		06 45
Woodend	arr.						
"	dep.		05 56		05 56		06 57
Macedon	arr.		06 03		06 03		07 04
Gisborne	dep.		06 09		06 09		07 10
Riddells Creek ○	arr.		06 15		06 15		07 16
Clarkefield	dep.		06 20		06 20		07 21
Rupertswood Plat. NC	arr.						
SUNBURY	dep.	05 50	06 30		06 30	07 05	07 29*
Diggers Rest ○	arr.	05 56	06 35		06 35	07 12	07 33*
Sydenham ○	dep.	06 04	06 42		06 42	07 20	07 39*
"	arr.	[2]	[2]		[2]	[2]	
St. Albans	dep.	06 11*	06 48*		06 48*	07 27*	07 43*
Ginifer	arr.						
Albion ○	dep.						
Sunshine	arr.						[2]
"	dep.	06 16d	06 54d		06 54d	07 32d	07 50d
Tottenham ○	arr.						
West Footscray	dep.						
Middle Footscray ○	arr.						
Footscray	dep.	06 23d	07 02d		07 02d	07 39d	07 57d
South Kensington ○	arr.	06 26*	07 05*		07 05*	07 42*	08 00*
"	dep.	①			①		
North Melbourne	arr.	06 30d	07 08d		07 08d	07 45d	08 03d
MELBOURNE	dep.						
(Spencer Street)	arr.	06 34	07 12		07 12	07 49	08 07
Forms/Destination		8303 07 00 SEY	8009 08 05 BDG		8103 07 53 BMH	8011 08 10 SBY	8323 17 29 SEY

SWAN HILL—BENDIGO—MELBOURNE—Passenger Service

MONDAYS TO FRIDAYS

UP		33	42		5	31	30	6
Run No.		33	42		5	31	30	6
Formed by Arrival		8005 07 06 SSS	ON		ON	8007 08 05 SSS	8011 08 57 SSS	ON
STATIONS		8020 PASS.	8022 PASS.		8026 EXPRESS PASS. CR	8030 D.E.R.M.	8034 D.E.R.M. and Trailer	8038 EXPRESS PASS. CR ▲
SWAN HILL †	dep.	06 35
Lake Boga	arr.
" (See note, page 36)	dep.	07 19
KERANG ES †	arr.	07 21
"	dep.
Macorna ○	arr.
"	dep.
Pyramid ES	arr.	07 48
"	dep.
Mitiamo	arr.
"	dep.
Prairie NC (See note, page 36)	arr.
Dingee ES	dep.	08 14
"	arr.
Raywood NC	dep.
" (See note, page 36)	arr.
Eaglehawk ES	dep.	08 42
"	arr.	08 48*
North Bendigo Junction ES	dep.	[4]
BENDIGO	arr.	08 55
"	dep.	06 50	09 00BS
Golden Square	arr.	09 05*
Kangaroo Flat ○	dep.	06 56	09 13*
Ravenswood NC	arr.	07 04*	09 26
CASTLEMAINE	dep.	07 17K	09 28
"	arr.	07 19	09 40*
Elphinstone ○	dep.	07 29*
Malmsbury ○	arr.	07 36
KYNETON	dep.	..	07 10	..	07 46	09 55
"	arr.
Woodend	dep.	..	07 22	..	07 57H	10 04*
"	arr.	..	07 29	..	08 03	10 09*
Macedon	dep.	..	07 35	..	08 09	10 12*
Gisborne	arr.	..	07 41	..	08 14	10 16*
Riddells Creek ○	dep.	..	07 46	..	08 18*	10 19*
Clarkefield	arr.	..	07 54S
Rupertswood Plat. NC	dep.
SUNBURY	arr.	08 27	08 45	09 35	10 26*
"	dep.	07 35	07 57	..	08 31*	08 52	09 42	10 29*
Diggers Rest ○	arr.	07 40	08 02	..	08 36*	09 00	09 50	10 34*
Sydenham ○	dep.	07 48	08 09	..	[3]	[2]	[1]	[3]
"	arr.	[2]	[1]	..	08 43*	09 07*	09 57d	10 41*
St. Albans	dep.	07 54*	08 16d
Ginifer	arr.	①
Albion ○	dep.
Sunshine	arr.	08 49d	09 13d	10 03d	10 45*
"	dep.	07 59d	08 21d
Tottenham ○	arr.
West Footscray	dep.
Middle Footscray ○	arr.	09 20d	10 10d	..
Footscray	dep.	08 06d	08 28d	①
South Kensington ○	arr.	08 09*	08 31*	..	08 57*	09 23*	10 13*	10 53*
North Melbourne	dep.	08 12d	08 34d	..	09 00*	09 26*	10 16*	10 56*
MELBOURNE	arr.	[1]	[1]	..	[1]
(Spencer Street)	dep.	08 17	08 39	..	09 05	09 30	10 20	11 00
Forms/Destination		8041 17 19 SBY	8408 09 45 LGA		8015 09 50 BDG	8033 16 02 SBY	8119 14 05 BMH	8123 16 15 BAL

H — Daylesford Passengers connect from Road Coach, (see page 18).
 K — Maryborough Passengers connect from Road Coach, (see page 19).
 S — Stops only to set down students. Will not stop during school holiday periods.

ROAD COACH SERVICES CONNECTING WITH NO. 8038 AT BENDIGO

BS—		Departs	Arrives Bendigo	Connecting Days
Sea Lake (see page 25)	05 30	08 50	Wednesdays, Fridays	
Deniliquin (see page 23)	06 00	08 55	Wednesdays	

SWAN HILL—BENDIGO—MELBOURNE—Passenger Service

UP		MONDAYS TO FRIDAYS					
Run No.		31	39	26	33	31	31
Formed by Arrival		8033 16 57 SSS	8029 16 55 SSS	8025 15 55 SSS	8041 18 12 SSS	8069 20 07 SSS	8073 22 08 SSS
STATIONS		8056 D.E.R.M. and Trailer	8058 600 H.P. D.R.C. and Trailer	8062 EXPRESS PASS. CR	8064 PASS.	8070 D.E.R.M.	8074 D.E.R.M.
SWAN HILL †	dep.
Lake Boga	arr.
" (See note, page 36)	dep.
KERANG ES †	arr.
"	dep.
Macorna ○	arr.
"	dep.
Pyramid ES	arr.
"	dep.
Mitiamo	arr.
"	dep.
Prairie NC (See note, page 36)
Dingee ES	arr.
"	dep.
Raywood NC	arr.
" (See note, page 36)	dep.
Eaglehawk ES	arr.
"	dep.
North Bendigo Junction ES
BENDIGO	arr.
"	dep.	17 00BS
Golden Square
Kangaroo Flat ○	17 05*
Ravenswood NC	17 13*
CASTLEMAINE	arr.	17 26
"	dep.	17 28K
Elphinstone ○	17 40*
Malmsbury ○	17 47
KYNETON	arr.
"	dep.	..	17 15	17 57
Woodend	arr.
"	dep.	..	17 26	18 08H
Macedon	17 33	18 15
Gisborne	17 39	18 20
Riddells Creek ○	17 43*	18 25*
Clarkefield	17 47*	18 28*
Rupertswood Plat. NC
SUNBURY	arr.
"	dep.	17 15	17 56	18 35*	18 55	20 15	22 15
Diggers Rest ○	..	17 22	18 00*	18 38*	19 00	20 21	22 21
Sydenham ○	..	17 29	18 05*	18 43*	19 07	20 28	22 28
"	..	[3]	[2]	[3]	[1]	[1]	[1]
St. Albans	..	17 37*	18 11*	18 50*	19 12*	20 34*	22 34*
Ginifer
Albion ○
Sunshine	arr.
"	dep.	17 43d	18 16d	18 55d	19 17*	20 39*	22 39*
Tottenham ○
West Footscray
Middle Footscray ○	①
Footscray	..	17 50d	18 23d	..	19 25d	20 46d	22 46d
South Kensington ○	..	17 53*	18 26*	19 03*	19 28*	20 49*	22 49*
North Melbourne	..	17 56*	18 29*	19 06*	19 31*	20 52*	22 52*
MELBOURNE
(Spencer Street)	arr.	18 00	18 33	19 10	19 35	20 56	22 56
Forms/Destination		8069 19 15 SBY	8329 18 50 SEY	8143 21 50 MDA	OFF	8073 21 20 SBY	OFF

H — Daylesford Passengers connect from Road Coach, (see page 18).
K — Maryborough Passengers connect from Road Coach, (see page 19).

ROAD COACH CONNECTING WITH No. 8062 AT BENDIGO

BS—		Departs	Arrives Bendigo	Connecting Days
Echuca (see page 23)	14 55	16 35	Mondays to Fridays	
Charlton (see page 25)	15 05	16 50	Wednesdays, Fridays	

MELBOURNE—BENDIGO—SWAN HILL—Passenger Service

DOWN		SATURDAYS						
Run No.		37	10	37	2		6	26
Formed by Arrival		ON	ON	8040 11 45 KNT	8130 11 20 DIM		8038 11 00 SWH	8310 10 07 ALY
STATIONS		8011 600 H.P. D.R.C.	8013 "Great Northern Limited"	8021 600 H.P. D.R.C. & Tlr.	8025 EXPRESS PASS. CR.		8061 EXPRESS PASS. CR ▲	8065 PASS.
MELBOURNE								
(Spencer Street)	dep.	07 50	08 35	12 45	13 50	..	18 10	18 30
North Melbourne	..	07 54*	08 39*	12 49*	13 54*	..	18 14*	18 34*
South Kensington ○	..	07 57*	08 42*	12 52*	13 57*	..	18 17*	18 37*
Footscray	..	07 59u	..	12 54u
Middle Footscray ○
West Footscray
Tottenham ○
Sunshine	arr.
"	dep.	08 07u	08 50u	13 02u	14 05u	..	18 24*	18 45u
Albion ○
Ginifer	..	①
St. Albans	..	08 13*	08 55*	13 07*	14 10*	..	18 28*	18 50*
Sydenham ○	..	08 19	08 59*	13 13	14 14*	..	18 32*	18 55
Diggers Rest ○	..	08 26	09 05*	13 22	14 20*	..	18 39*	19 03
SUNBURY	arr.
"	dep.	08 32	09 08*	13 29	14 23*	..	18 43*	19 09
Rupertswood Plat. NC
Clarkefield	..	08 42	09 16*	13 41	14 31*	..	18 53*	19 20
Riddells Creek ○	..	08 48	09 20*	13 47	14 35*	..	18 57*	19 26
Gisborne	..	08 57	09 25*	13 57	14 40*	..	19 03*	19 34
Macedon	..	09 02	09 29*	14 03	14 44*	..	19 07*	19 40
Woodend	arr.	19 47H
"	dep.	09 11H	09 37H	14 13	14 50*	..	19 13*	19 49
"	..	[3]	..	[2]
KYNETON	arr.	09 23	..	14 25
"	dep.	..	09 47	..	15 00	..	19 21*	20 00
Malmsbury ○	09 55	20 08
Elphinstone ○	10 02*	..	15 13*	..	19 34*	20 15*
CASTLEMAINE	arr.	..	10 11K	19 43K	20 24
"	dep.	..	10 13	..	15 23	..	19 45	20 26
Ravenswood NC	10 26*	..	15 36*	..	19 59*	20 40*
Kangaroo Flat ○	10 33*	..	15 43*	..	20 06*	20 48
Golden Square
BENDIGO	arr.	..	[2] 10 40 B	..	[2] 15 50	..	[3] 20 14	[1] 20 55
"	dep.	20 17	..
North Bendigo Junction ES	20 20*	..
Eaglehawk ES	arr.
"	dep.	20 27	..
Raywood NC	arr.
(see note, page 36)	dep.
Dingee ES ○	arr.
"	dep.	20 56	..
Prairie NC (see note, p. 36)
Mitiamo	arr.
"	dep.
Pyramid ES	arr.
"	dep.	21 23	..
Macorna NC ○	arr.
"	dep.
KERANG ES †	arr.	21 50	..
"	dep.	21 52	..
Lake Boga	arr.
(see note, page 36)	dep.
SWAN HILL †	arr.	[3] 22 40	..
Forms/Destination		8040 10 20 SSS	8046 11 00 SSS	8054 15 20 SSS	8062 17 00 SSS		OFF	OFF

B—Deniliquin Passengers change to Road Coach, (see page 23).
H—Daylesford Passengers change to Road Coach, (see page 18).
K—Maryborough Passengers change to Road Coach, (see page 19).

SWAN HILL—BENDIGO—MELBOURNE—Passenger Service

UP		SATURDAYS						
Run No.		42	5	6	37	10	37	2
Formed by Arrival		ON	ON	ON	8011 09 23 SSS	8013 10 40 SSS	8021 14 25 SSS	8025 15 50 SSS
STATIONS		8018 PASS.	8026 EXPRESS PASS.	8038 EXPRESS PASS. CR ▲	8040 600 H.P. D.R.C.	8046 EXPRESS PASS.	8054 600 H.P. D.R.C. and Trailer	8062 EXPRESS PASS. CR
SWAN HILL †	dep.	06 35
Lake Boga	arr.
(See note, page 36)	dep.
KERANG ES †	arr.	07 19
"	dep.	07 21
Macorna ○	arr.
"	dep.
Pyramid ES	arr.
"	dep.	07 48
Mitiamo	arr.
"	dep.
Prairie NC (See note, page 36)	arr.
Dingee ES	dep.	08 14
"	arr.
Raywood NC	dep.
(See note, page 36)	arr.
Eaglehawk ES	dep.	08 42
"	arr.	08 48*
North Bendigo Junction ES	dep.	[4]
BENDIGO	arr.	08 55
"	dep.	..	06 50	09 00	..	11 00B	..	17 00
Golden Square	arr.
Kangaroo Flat ○	dep.	..	06 56	09 05*	..	11 05*	..	17 05*
Ravenswood NC	arr.	..	07 04*	09 13*	..	11 13*	..	17 13*
CASTLEMAINE	dep.	..	07 17	09 26	..	11 26
"	arr.	..	07 19	09 28K	..	11 28	..	17 27K
Elphinstone ○	dep.	..	07 29*	09 40*	..	11 38*	..	17 37*
Malmsbury ○	arr.	..	07 36	17 44
KYNETON	dep.	06 50	07 46	09 55	10 20	11 52	15 20	17 53
"	arr.
Woodend	dep.	07 02	07 57H	10 04*	10 31	12 03	15 31	18 03H
"	arr.
Macedon	dep.	07 09	08 03	10 09*	10 37	12 09	15 38	18 09
Gisborne	arr.	..	08 09	10 12*	10 43	12 13*	15 44	18 15
Riddells Creek ○	dep.	07 15	08 14	10 16*	10 48	12 17*	15 49	18 20*
Clarkefield	arr.	..	08 18*	10 19*	10 54	12 20*	15 54	18 23*
Rupertswood Plat. NC	dep.
SUNBURY	arr.
"	dep.	07 36	08 27	10 26*	11 03	12 27*	16 03	18 32
Diggers Rest ○	arr.	..	08 31*	10 29*	11 08	12 30*	16 08	18 36*
Sydenham ○	dep.	07 48	08 36*	10 34*	11 14	12 35*	16 14	18 41*
"	arr.	[3]	[3]	[3]	[2]	[3]	[2]	[3]
St. Albans	dep.	07 56*	08 43*	10 41*	11 20*	12 42*	16 20*	18 48*
Ginifer	arr.
Albion ○	dep.	①
Sunshine	arr.
"	dep.	08 02d	08 49d	10 45*	11 27d	12 48d	16 26d	18 54d
Tottenham ○	arr.
West Footscray	dep.
Middle Footscray ○	arr.	①	..
Footscray	dep.	08 10d	..	①	11 34d	..	16 33d	..
South Kensington ○	arr.	08 13*	08 57*	10 53*	11 37*	12 56*	16 36*	19 02*
"	dep.	①	..
North Melbourne	arr.	08 16*	09 00*	10 56*	11 40*	12 59*	16 40*	19 05*
MELBOURNE	dep.	..	[1]	..	[1]	[1]
(Spencer Street)	arr.	08 20	09 05	11 00	11 45	13 03	16 44	19 10
Forms/Destination		OFF	OFF	8061 18 10 SWH	8021 12 45 KNT	8133 17 55 DIM	8337 18 30 SEY	OFF

H — Road Coach Passengers connect from Daylesford, (See page 18).
 K — Road Coach Passengers connect from Maryborough, (See page 19).
 B — Road Coach Passengers connect from Deniliquin, (See page 23.)

MELBOURNE—BENDIGO—SWAN HILL—Passenger Service

DOWN		SUNDAYS					
Run No.		8/10		15		4	
Formed by Arrival		ON		8080 10 10 BDG		8326 18 47 ALY	
STATIONS		8081 EXPRESS PASS.▲ CR.		8085 EXPRESS PASS. (See Note A)		8089 EXPRESS PASS. CR.	
MELBOURNE							
(Spencer Street)	dep.	09 35		16 10		19 45	
North Melbourne	..	09 39*		16 14*		19 49*	
South Kensington ○	..	09 42*		16 17*		19 52*	
Footscray	
Middle Footscray ○	
West Footscray	
Tottenham ○	
Sunshine	arr.	09 50-8080					
"	dep.	09 55u		16 25u		20 00u	
Albion ○	
Ginifer	
St. Albans	arr.	.		.		.	
"	dep.	10 00*		16 30*		20 05*	
Sydenham ○	..	10 04*		16 34*		20 09*	
Diggers Rest ○	..	10 10*		16 40*		20 15*	
SUNBURY	arr.	.		.		.	
"	dep.	10 15		16 45		20 20	
Rupertswood Plat. NC	
Clarkefield	..	10 24*		16 54*		20 29*	
Riddells Creek ○	..	10 28*		16 58*		20 33*	
Gisborne	..	10 34		17 03*		20 39	
Macedon	..	10 40		17 07*		20 45	
Woodend	arr.	.		.		.	
"	dep.	10 48H		17 15		20 53H	
KYNETON	arr.	.		.		.	
"	dep.	10 58		17 25		21 03	
Malmsbury ○	
Elphinstone ○	..	11 11*		17 38*		21 16*	
CASTLEMAINE	arr.	.		.		.	
"	dep.	11 21		17 48		21 26K	
Ravenswood NC	..	11 34*		18 01*		21 39*	
Kangaroo Flat ○	..	11 41*		18 08*		21 46*	
Golden Square	
BENDIGO	arr.	[4] 11 50		[2] 18 15B		[4] 21 55	
"	dep.	11 55					
North Bendigo Junction ES	..	11 58*					
Eaglehawk ES	arr.	.					
"	dep.	12 05					
Raywood NC	arr.	.					
(see note, page 36)	dep.	.					
Dingee ES ○	arr.	.					
"	dep.	12 34					
Prairie NC (see note, p. 36)	..	.					
Mitiamo	arr.	.					
"	dep.	.					
Pyramid ES	arr.	.					
"	dep.	13 00					
Macorna NC ○	arr.	.					
"	dep.	.					
KERANG ES †	arr.	.					
"	dep.	13 28					
Lake Boga	arr.	.					
(see note, page 36)	dep.	.					
SWAN HILL †	arr.	[2] 14 15					
Forms/Destination		8088 16 40 SSS		OFF		OFF	

- A—This service will not operate during Public Holiday Weekends.
- B—Sea Lake Passengers change to Road Coach, (see page 24).
- H—Daylesford Passengers change to Road Coach, (see page 18).
- K—Maryborough Passengers change to Road Coach, (see page 19).

SWAN HILL—BENDIGO—MELBOURNE—Passenger Service

UP		SUNDAYS					
Run No.		15		28		8/10	
Formed by Arrival		ON		ON		8081 14 15 SSS	
STATIONS		8080 EXPRESS PASS.		8084 EXPRESS PASS. CR		8088 EXPRESS PASS. CR ▲	
SWAN HILL †	dep.	16 40	..
Lake Boga	arr.
" (See note, page 36)	dep.
KERANG ES †	arr.	17 25	..
"	dep.
Macorna ○	arr.
"	dep.
Pyramid ES	arr.	17 52	..
"	dep.
Mitiamo	arr.
"	dep.
Prairie NC (See note, page 36)	arr.
Dingee ES	dep.	18 18	..
"	arr.
Raywood NC	dep.
" (See note, page 36)	arr.
Eaglehawk ES	dep.	18 46	..
"	arr.	18 52*	..
North Bendigo Junction ES	dep.	[3]	..
BENDIGO	arr.	17 00	..	18 58	..
"	dep.	08 00	19 00B	..
Golden Square
Kangaroo Flat ○	..	08 05*	..	17 05*	..	19 05*	..
Ravenswood NC	..	08 13*	..	17 13*	..	19 13*	..
CASTLEMAINE	arr.	17 26
"	dep.	08 27	..	17 28	..	19 27K	..
Elphinstone ○	..	08 37*	..	17 40*	..	19 37*	..
Malmsbury ○
KYNETON	arr.
"	dep.	08 51	..	17 55	..	19 51	..
Woodend	arr.
"	dep.	09 02H	..	18 07	..	20 02H	..
Macedon	..	09 08	..	18 14	..	20 07*	..
Gisborne	..	09 13	..	18 20	..	20 10*	..
Riddells Creek ○	..	09 18*	..	18 25*	..	20 14*	..
Clarkefield	..	09 21*	..	18 28*	..	20 17*	..
Rupertswood Plat. NC
SUNBURY	arr.	18 37	..	20 26	..
"	dep.	09 30	..	18 41*	..	20 30*	..
Diggers Rest ○	..	09 34*	..	18 46*	..	20 35*	..
Sydenham ○	..	09 39*	..	[2]	..	[3]	..
St. Albans	arr.
"	dep.	09 46*	..	18 52*	..	20 42*	..
Ginifer
Albion ○
Sunshine	arr.	09 51-8081
"	dep.	09 54d	..	18 58d	..	20 48d	..
Tottenham ○
West Footscray
Middle Footscray ○	③	..
Footscray	20 59*	..
South Kensington ○	..	10 02*	..	19 06*	..	21 02*	..
North Melbourne	..	10 05*	..	19 09*
MELBOURNE	..	[1]
(Spencer Street)	arr.	10 10	..	19 13	..	21 06	..
Forms/Destination		8085 16 10 BDG		8143 21 50 MDA		8287 22 35 GLG	..

B — Road Coach Passengers connect from Sea Lake, (See page 25).
H — Road Coach Passengers connect from Daylesford, (See page 18).
K — Road Coach Passengers connect from Maryborough, (See page 19).

WOODEND—DAYLESFORD
CO-ORDINATED ROAD COACH SERVICE

DOWN		8011	8011	8013	8081	8039	8065	8089
		600 H.P. D.R.C. MON. TO FRI.	600 H.P. D.R.C. SAT.	"GREAT NORTHERN LIMITED" SAT.	PASS ▲ CR SUN.	PASS MON. TO FRI.	PASS SAT.	PASS SUN.
MELBOURNE (Spencer Street)	dep.	08 10	07 50	08 35	09 35	17 09	18 30	19 45
WOODEND	arr.	09 46c ROAD COACH	09 11c	09 37c ROAD COACH	10 48c ROAD COACH	18 26c ROAD COACH	19 47c ROAD COACH	20 53c ROAD COACH
WOODEND R.S.	dep.	09 51		09 42	10 53	18 31	19 52	20 58
Tylden T.S. (Opp. Camobreco Milk Bar)	..	10 06		09 57	11 08	18 46	20 07	21 13
Fern Hill T.S. (Opposite Station Entrance)	..	10 11		10 02	11 13	18 51	20 12	21 18
East Trentham T.S. (Pig and Whistle Hotel)	..	◆		◆	◆	◆	◆	◆
Trentham T.S. (Mc Donald's Dairies, 24 Market St.)	..	10 22		10 13	11 24	19 02	20 23	21 29
Lyonville T.S. (Opposite General Store)	..	10 34		10 25	11 36	19 14	20 35	21 41
Bullarto T.S. (Opp. Golden Fleece S/S)	..	10 38		10 29	11 40	19 18	20 39	21 45
Musk T.S. (Opposite Station)	..	10 44		10 35	11 46	19 24	20 46	21 51
DAYLESFORD T.S. (Little's Garage, Vincent St.)	arr.	10 56		10 47	11 58	19 36	20 57	22 03
UP		ROAD COACH MON. TO SAT.		ROAD COACH SUN.	ROAD COACH SAT.	ROAD COACH MON. TO FRI.		ROAD COACH SUN.
DAYLESFORD T.S. (Little's Garage, Vincent St.)	dep.	06 45	..	07 50	16 50	16 55	..	18 50
Musk T.S. (Opposite Station)	..	06 57	..	08 02	17 02	17 07	..	19 02
Bullarto T.S. (Golden Fleece S/S)	..	07 02	..	08 07	17 07	17 12	..	19 07
Lyonville T.S. (Opposite General Store)	..	07 07	..	08 12	17 12	17 17	..	19 12
Trentham T.S. (McDonald's Dairies, 24 Market St.)	..	07 20	..	08 25	17 25	17 30	..	19 25
East Trentham T.S. (Pig and Whistle Hotel)	..	◆	..	◆	◆	◆	..	◆
Fern Hill T.S. (Station Entrance)	..	07 29	..	08 34	17 34	17 39	..	19 34
Tylden T.S. (Opp. Camobreco Milk Bar)	..	07 34	..	08 39	17 39	17 44	..	19 39
WOODEND R.S.	arr.	07 50c	..	08 55c	17 55c	18 00c	..	19 55c
WOODEND	dep.	8026 EXPRESS PASS CR		8080 EXPRESS PASS	8062 EXPRESS PASS	8062 EXPRESS PASS CR		8088 EXPRESS PASS ▲ CR
MELBOURNE (Spencer Street)	arr.	07 57 09 05	..	09 02 10 10	18 03 19 10	18 08 19 10	..	20 02 21 06


Type of Coach:—Leyland Denning (Jet air-conditioned) 45 seats.
Operator: K. R. Little Pty. Ltd.,
45 Vincent Street,
DAYLESFORD, 3460. Telephone (053) 48 2248

WOODEND - DAYLESFORD
CO-ORDINATED ROAD COACH SERVICE

		8011 600 H.P. D.R.C. MON.TO FRI.	8011 600 H.P. D.R.C. SAT.	8013 "GREAT NORTHERN LIMITED" SAT.	8081 PASS ▲CR SUN.	8039 PASS MON.TO FRI.	8065 PASS SAT.	8089 PASS SUN.
SPENCER STREET	dep	08 10	07 50	08 35	09 35	17 09	18 30	19 45
WOODEND	arr	09 46c	09 11c	09 37c	10 48c	18 30c	19 47c	20 53c
		ROAD COACH		ROAD COACH	ROAD COACH	ROAD COACH	ROAD COACH	ROAD COACH
WOODEND R.S.	dep	09 51		09 42	10 53	18 35	19 52	20 58
Tylden T.S. (Opp. Camobreco Milk Bar)		10 06		09 57	11 08	18 50	20 07	21 13
Fern Hill T.S. (Opposite Station Entrance)		10 11		10 02	11 13	18 55	20 12	21 18
East Trentham T.S. (Pig and Whistle Hotel)		◆		◆	◆	◆	◆	◆
Trentham T.S. (McDonald's Dairies, 24 Market St.)		10 22		10 13	11 24	19 06	20 23	21 29
Lyonville T.S. (Opposite General Store)		10 34		10 25	11 36	19 18	20 35	21 41
Bullarto T.S. (Opp. Golden Fleece S/S)		10 38		10 29	11 40	19 22	20 39	21 45
Musk T.S. (Opposite Station)		10 44		10 35	11 46	19 28	20 46	21 51
DAYLESFORD T.S. (Little's Garage, Vincent St.)	arr	<u>10 56</u>		<u>10 47</u>	<u>11 58</u>	<u>19 40</u>	<u>20 57</u>	<u>22 03</u>
UP:		ROAD COACH MON.TO SAT.		ROAD COACH SUN.	ROAD COACH SAT.	ROAD COACH MON.TO FRI.		ROAD COACH SUN.
DAYLESFORD T.S. (Little's Garage, Vincent St.)	dep	06 45	...	07 50	16 50	16 55	...	18 50
Musk T.S. (Opposite Station)		06 57	...	08 02	17 02	17 07	...	19 02
Bullarto T.S. (Golden Fleece S/S)		07 02	...	08 07	17 07	17 12	...	19 07
Lyonville T.S. (Opposite General Store)		07 07	...	08 12	17 12	17 17	...	19 12
Trentham T.S. (McDonald's Dairies, 24 Market St.)		07 20	...	08 25	17 25	17 30	...	19 25
East Trentham T.S. (Pig and Whistle Hotel)		◆		◆	◆	◆		◆
Fern Hill T.S. (Station Entrance)		07 29	...	08 34	17 34	17 39	...	19 34
Tylden T.S. (Opp. Camobreco Milk Bar)		07 34	...	08 39	17 39	17 44	...	19 39
WOODEND R.S.	arr	07 50c	...	08 55c	17 55c	18 00c	...	19 55c
		8026 EXPRESS PASS CR		8080 EXPRESS PASS	8062 EXPRESS PASS	8062 EXPRESS PASS CR		8088 EXPRESS PASS ▲CR
WOODEND	dep	07 57	...	09 02	18 03	18 08	...	20 02
SPENCER STREET	arr	<u>09 05</u>		<u>10 10</u>	<u>19 10</u>	<u>19 10</u>		<u>21 06</u>

Type of Coach:- Leyland Denning (Jet air-conditioned) 45 seats.

Operator:- K.R. Little Pty. Ltd.
45 Vincent Street,
DAYLESFORD, 3460. Telephone (053) 48 2248



CASTLEMAINE—MARYBOROUGH.
CO-ORDINATED ROAD COACH SERVICE

DOWN		ROAD COACH MON. TO FRI.	8013 "GREAT NORTHERN LIMITED" SAT.	8015 EXPRESS PASS. CR MON. TO FRI.	8043 EXPRESS PASS. ▲ CR MON. TO THUR.	8061 EXPRESS PASS. ▲ CR SAT.	8065 EXPRESS PASS. CR FRI.	8089 PASS. CR SUN.
MELBOURNE (Spencer Street)	dep.		08 35	09 50	17 44	18 10	18 30	19 45
CASTLEMAINE	arr.		10 11c ROAD COACH	11 27c ROAD COACH	19 22c ROAD COACH	19 43c ROAD COACH	20 14c ROAD COACH	21 26c ROAD COACH
CASTLEMAINE R.S. Guildford (Fairweather's Store)	dep.	07 45M	10 16 10 28	11 32 11 44	19 27 19 39	19 48 20 00	20 20 20 32	21 31M
Strangways								
Newstead R.S.			10 40	11 56				
Newstead T.S.		08 03	10 43	11 59	19 51	20 12	20 44	21 49
Moolort T.O.		08 12	10 53	12 09	20 01	20 22	20 54	21 59
Carisbrook R.S.			11 01	12 17				
Carisbrook T.S.		08 30	11 03	12 19	20 09	20 30	21 02	22 07
Christian Community College		08 40						
MARYBOROUGH R.S.	arr.	08 45	11 16	12 32	20 22	20 43	21 15	22 20
UP		ROAD COACH MON. TO FRI.	ROAD COACH SAT.	ROAD COACH MON. TO FRI.		ROAD COACH MON. TO FRI.	ROAD COACH SAT.	ROAD COACH SUN.
Christian Community Col. MARYBOROUGH R.S.	dep. arr. dep.					16 05 16 10 16 15		
Carisbrook T.S.			08 20	10 15			16 15	18 15
Carisbrook R.S.		06 15	08 30	10 25		16 25	16 25	18 25
Moolort T.O.		06 27	08 41	10 37		16 37	16 37	18 37
Newstead T.S.		06 42	08 55	10 52		16 52	16 52	18 52
Newstead R.S.		06 45	08 58	10 55		16 55	16 55	18 55
Strangways								
Guildford (Fairweather's Store)		06 58	09 10	11 08		17 08	17 08	19 08
CASTLEMAINE R.S.	arr.	07 10c	09 20c	11 20cA		17 20c	17 20c	19 20c
		8026 EXPRESS PASS. CR	8038 EXPRESS PASS. ▲ CR	8046 EXPRESS PASS. CR		8062 EXPRESS PASS. CR	8062 EXPRESS PASS. CR	8088 EXPRESS PASS. ▲ CR
CASTLEMAINE	dep.	07 19	09 28	11 28		17 28	17 27	19 27
MELBOURNE (Spencer Street)	arr.	09 05	11 00	13 05		19 10	19 10	21 06

M—Coach operates via Pyrenees Highway, does NOT call at Guildford.

A—Connects at Castlemaine with No. 8015 to Bendigo.

Organised group travel to Strangways Camp (formerly Rail Motor Stopping Place No. 27) will still be conveyed by V/Line Road Coach at applicable concession fares for the journey.

Type of Coach:—Volvo Ansair (Jet air-conditioned), 33 seats.
Operator:—Castlemaine Bus Lines Pty. Ltd.,
40 Forrest Street, CASTLEMAINE.
Telephone (054) 72 1455.

CASTLEMAINE—NEWSTEAD—MARYBOROUGH
(Christian Community College)
School Road Coach Service.

DOWN	ROAD COACH MON. TO FRI. (See Note)	UP	ROAD COACH MON. TO FRI. (See Note)
CASTLEMAINE R.S. Campbells Creek Guildford	dep. . .	Christian Community College Carisbrook T.S. Carisbrook R.S.	dep. . .
Newstead T.S. Newstead R.S. Moolort T.O.	08 00 08 05 08 17	Newstead R.S. Newstead T.S. Guildford	16 23 16 35 16 38
Carisbrook R.S. Carisbrook T.S. Christian Community College	08 28* 08 40	Campbells Creek CASTLEMAINE R.S.	arr. 17 00

NOTE:—Conveys Maryborough Christian Community College students only and will not operate during School Holidays.

Type of Coach— 51 seats.
Operator:—Castlemaine Bus Lines Pty. Ltd.
40 Forrest Street,
CASTLEMAINE. 3450. Telephone (054) 72 1455.

MALDON JUNCTION—MALDON

Line closed on and after 3.12.1976. (Secty's 76/3108) W.T.T. 1022/76. Last train ran 17.6.1976.

NOTE:—On Thursdays, a road vehicle will operate between Castlemaine and Maldon for parcels and goods as arranged by the Regional Operations Manager, Northern.

SHELBOURNE JUNCTION—SHELBOURNE

Line closed on and after 1.1.1970 (Sec. 68/4872). Last train ran 8.1.1969

**SWAN HILL—PIANGIL
ROAD COACH SERVICE**

DOWN		ROAD COACH SAT.	ROAD COACH MON. TO FRI.	UP	ROAD COACH MON. TO SAT.
MELBOURNE (Spencer Street) dep.	PIANGIL dep.	07 30
BENDIGO arr.	Miralie ..	07 38t
SWAN HILL dep.	Nyah West T.S. ..	07 48
SWAN HILL R.S. arr.	Woorinen ..	08 07
Swan Hill T.S. dep.	..	12 15	17 45	Swan Hill T.S. arr.	08 25
Woorinen T.S.	12 28	17 58	SWAN HILL R.S. arr.	08 30
Nyah West T.S.	12 47	18 17	SWAN HILL BENDIGO dep.	..
Miralie	12 57t	18 27t	.. arr.	..
PIANGIL arr.	..	13 10	18 40	MELBOURNE (Spencer Street) dep.	..
				.. arr.	..

t—Road Coach runs via Murray Valley Highway to Vinifera. Does not call at Miralie railway station but will stop at turn-off.

Type of Coach—Toyota Coaster (Jet air-conditioned) 18 seats.

Operator—E. J. Humphrey,
186 Murlong Street,
SWAN HILL 3585. Telephone (050) 32 1875.

KERANG — KOONDROOK

Passenger and Parcels Service.

DOWN	ROAD COACH MON. TO FRI. (See footnote)	ROAD SERVICE MON. & WED. (PARCELS ONLY)	UP	ROAD COACH MON. TO FRI. (See Footnote)	ROAD SERVICE MON. & WED. (PARCELS ONLY)
MELBOURNE dep.	KOONDROOK dep.	08 00	09 00
KERANG arr.	KERANG arr.	08 30	09 30
KOONDROOK dep.	16 00	10 30	MELBOURNE dep.
arr.	16 30	11 00	arr.

NOTE: This service is operated by a 45 seater coach for the Education Department, (takes passengers offering) and will be CANCELLED during the school holidays.

**CASTLEMAINE — MARYBOROUGH
Diesel Rail Car Service**

Last Passenger Train service ran Saturday, 9th July, 1977.

**CASTLEMAINE — MARYBOROUGH
Co-ordinated Bus Service**

Commenced operation on Monday, 11th July, 1977.

Christian Community College School Bus Service commenced operating between Newstead and Maryborough on Tuesday, 6th February, and later extended to operate between Castlemaine and Maryborough commencing on Monday, 28th July, 1979.

**BENDIGO—KORONG VALE—ULTIMA
CO-ORDINATED ROAD COACH SERVICE**

DOWN		8025 EXPRESS PASS. CR MON. TO FRI.		UP	ROAD COACH MON. TO FRI.	
MELBOURNE	dep.	13 50	..	ULTIMA R.S.	dep.	06 50
(Spencer Street)				Meatian (See Note)
BENDIGO	arr.	15 55Rc	..	Lalbert Parcels Depot	..	07 25
		ROAD		(McGregor's Garage)
BENDIGO R.S.	dep.	16 20	..	Cannie (See Note)
Bendigo Bus Stand	..	16 25	..	Quambatook T.S.	arr.	07 54
(Mitchell Street)				(Quambatook Cafe)	dep.	07 57
Maiden Gully T.S.	..	16 34	..	Gredgwin T.S.	..	◆
Marong T.S.	..	16 40	..	Barraport T.S.	..	◆
Bridgewater R.S.	..	16 58	..	Boort T.S. (Post Office)	..	08 34
Bridgewater T.S.	..	16 59	..	Boort Parcels Depot	arr.	08 35
Inglewood R.S.	..	17 07	..	(Boort Tyre Service)	dep.	08 37
Inglewood T.S.	..	17 10	..	Mysia T.S.	..	08 52
Wedderburn T.S.	..	17 40	..	Borong T.S.	..	08 58
Korong Vale T.S.	arr.	17 54	..	Korong Vale T.S.	arr.	09 06
"	dep.	17 57	..	"	dep.	09 09
Borong T.S.	..	18 05	..	Wedderburn T.S.	..	09 25
Mysia T.S.	..	18 12	..	Inglewood T.S.	..	09 50
Boort T.S. (Post Office)	..	18 26	..	Inglewood R.S.	..	09 53
Boort Parcels Depot	arr.	18 28	..	Bridgewater T.S.	..	10 02
(Boort Tyre Service)	dep.	18 30	..	Bridgewater R.S.	..	10 03
Barraport T.S.	..	◆		Marong T.S.	..	10 19
Gredgwin T.S.	..	◆		Maiden Gully T.S.	..	10 25
Quambatook T.S.	arr.	19 10	..	Bendigo Bus Stand	arr.	10 37
(Quambatook Cafe)	dep.	19 12	..	(Mitchell Street)		
Cannie (See Note)	..			BENDIGO R.S.	arr.	10 45Rc
Lalbert Parcels Depot	..	19 41	..			
(McGregor's Garage)						8046
Meatian (See Note)	..					EXPRESS
ULTIMA R.S.	arr.	20 20	..			PASS.
				BENDIGO	dep.	CR
				MELBOURNE	arr.	11 00
				(Spencer Street)		13 05

NOTE:— Coach does not call at Cannie and Meatian, passengers will be picked up and set down at the most convenient point for the passengers.

Type of Coach:—Hino (air-conditioned) 45 seats.

Operator:—V. L. & W. F. McGinty,
82 Latje Road,
ROBINVALE 3549. Telephone (050) 26 3001.

**BENDIGO—ELMORE—COHUNA
CO-ORDINATED ROAD COACH SERVICE**

DOWN		8015 EXPRESS PASS. CR MON., WED., THURS.	8025 EXPRESS PASS. CR TUES., FRI.	UP	ROAD COACH MON. TO FRI.
MELBOURNE (Spencer Street)	dep.	09 50	13 50	COHUNA T.S. (Midway Motors)	dep. 08 15
BENDIGO	arr.	11 55Rc	15 55Rc	Leitchville T.S. (Mobil Garage)	08 30
BENDIGO R.S. Bendigo Bus Stand (Mitchell Street)	dep.	12 20 12 25	17 05 17 10	Gunbower T.S. (Andy's Store)	08 38
Goornong T.S. (Mobil Garage)	..	12 51	17 36	Kotta T.S.	09 15
Elmore R.S.	..	13 07	17 52	Lockington T.S. (Penthreath's Self Service Store)	09 25
Hunter T.O.	..	13 40	18 25	Hunter T.O.	..
Lockington T.S. (Penthreath's Self Service Store)	..	13 49	18 34	Elmore R.S.	09 58
Kotta T.S.	..	14 27	19 12	Goornong T.S. (Mobil Garage)	10 14
Gunbower T.S. (Andy's Store)	..	14 35	19 20	Bendigo Bus Stand (Mitchell Street)	arr. 10 40
Leitchville T.S. (Mobil Garage)	..	14 50	19 35	BENDIGO R.S.	arr. 10 45Rc
COHUNA T.S. (Midway Motors)	arr.				8046 EXPRESS PASS. CR 11 00 13 05
				BENDIGO MELBOURNE (Spencer Street)	dep. arr.

Type of coach:—Ford Ansair (air-conditioned) 37 seats

Operator: L. C. Dyson's Pty. Ltd.,
753 Plenty Road,
RESERVOIR, 3073. Telephone: 478 1288

BENDIGO—ELMORE—COHUNA

Last Diesel Car ran 24.8.1977.

Road Coach substitution Introduced Thursday, 25th August, 1977.

Co-ordinated Road Coach commenced operation Monday, 11th June, 1979.

(Secty's 77/2784)

**BENDIGO—ECHUCA—DENILIQUN.
CO-ORDINATED ROAD COACH SERVICE.**

DOWN		8015 EXPRESS PASS. MON. TO FRI. CR.		8013 "GREAT NORTHERN LIMITED" SAT.		8025 EXPRESS PASS. CR MON., TUES., THURS., FRI.		8043 EXPRESS PASS. ▲ CR WED.
MELBOURNE (Spencer Street)	dep.	09 50	..	08 35	..	13 50	..	17 44
BENDIGO	arr.	11 55Rc ROAD COACH	..	10 40Rc ROAD COACH	..	15 55Rc ROAD COACH	..	19 53c ROAD COACH
BENDIGO R.S. Bendigo Bus Stand (Mitchell Street)	dep.	12 15 12 20	..	11 45 11 50	..	16 55 17 00	..	20 05 20 10
Goornong T.S. (Mobil Garage)	..	12 50	..	12 20	..	17 30	..	20 40
Elmore R.S.	..	13 05	..	12 35	..	17 45	..	20 55
Rochester R.S.	..	13 22	..	12 52	..	18 02	..	21 12
Echuca City Bus Station (adjacent Tourist Information Centre)	arr.	13 50	..	13 20	..	18 30	..	21 40
ECHUCA R.S.	arr.	13 55	..	13 25	..	18 35	..	21 45
Moama T.S. (Municipal Bus Station)	13 30	..	18 40	..	21 50
Mathoura T.S. (Newsagent)	13 35	..	18 45	..	21 55
Deniliquin T.S. (Tourist Information Centre)	arr.	14 10	..	19 20	..	22 30
DENILIQUN R.S.	arr.	14 40	..	19 50	..	23 00
				14 45	..	19 55	..	23 05
UP		ROAD COACH WED. (See Note)		ROAD COACH MON., TUES., TH., FR., SAT. (See Note)				ROAD COACH MON. TO FRI.
DENILIQUN R.S. Deniliquin T.S. (Tourist Information Centre)	dep.	06 00 06 05	..	07 50 07 55
Gulpa	08 10P 08 27
Mathoura T.S. (Newsagent)	..	06 34	..	08 27
Moama T.S. (Municipal Bus Station)	..	07 05	..	08 57
ECHUCA R.S.	arr.	07 10	..	09 02	14 55
Echuca City Bus Station (adjacent Tourist Information Centre)	dep.	07 15 07 20	..	09 07 09 12	15 00
Rochester R.S.	..	07 46	..	09 38	15 26
Elmore R.S.	..	08 04	..	09 55	15 43
Goornong T.S. (Mobil Garage)	..	08 17	..	10 10	15 57
Bendigo Bus Stand (Mitchell Street)	arr.	08 50	..	10 40	16 30
BENDIGO R.S.	arr.	08 55c	..	10 45Rc	16 35Rc
		8038 EXPRESS PASS. ▲ CR		8046 EXPRESS PASS MON., TUES., THUR., FRI. CR		8046 EXPRESS PASS. SAT.		8062 EXPRESS PASS. CR
BENDIGO MELBOURNE (Spencer Street)	dep.	09 00	..	11 00	..	11 00	..	17 00
	arr.	11 00	..	13 05	..	13 03	..	19 10

P—Stops, if required, to pick up school children.

NOTE:—Coach operates via Cobb Highway on Wednesdays and Saturdays, and during school holiday periods. (Does not call into Gulpa).

Type of Coach:—Hino PMC (air-conditioned) 45 Seats

Operator:—Kangaroo Flat Bus Lines Pty. Ltd.,
26 Olympic Parade,
KANGAROO FLAT, 3555. Telephone: (054) 47 8788

BENDIGO—ECHUCA—DENILIQUN

Last Diesel Electric Rail Motor ran 11.1.1979.

Road Bus substitution introduced Friday, 12th January, 1979.

Co-ordinated Road Coach commenced operation Monday, 11th June, 1979.

(Secty's 77/2784)

**BENDIGO—CHARLTON—SEA LAKE.
CO-ORDINATED ROAD COACH SERVICE.**

DOWN		8009 "Great Northern Limited" WED. & FRI.		8025 EXPRESS PASS. CR MON., TUES. & THUR.		8043 EXPRESS PASS ▲ CR WED. & FRI.		8085 EXPRESS PASS SUN. (See Note)
MELBOURNE (Spencer Street)	dep.	08 05	..	13 50	..	17 44	..	16 10
BENDIGO	arr.	10 15Rc	..	15 55Rc	..	19 53c	..	18 15c
		ROAD COACH	..	ROAD COACH	..	ROAD COACH	..	ROAD COACH
BENDIGO R.S. Bendigo Bus Stand (Mitchell Street)	dep.	10 25	..	16 15	..	20 00	..	19 20
	..	10 30	..	16 20	..	20 05	..	19 25
Marong T.S.	..	10 43	..	16 36	..	20 21	..	19 41
Bridgewater R.S.	..	11 01	..	16 54	..	20 39	..	19 58
Bridgewater T.S.	..	11 03	..	16 57	..	20 42	..	20 01
Inglewood R.S.	..	11 10	..	17 04	..	20 49	..	20 08
Inglewood T.S.	..	11 12	..	17 06	..	20 51	..	20 10
Wedderburn T.S.	arr.	11 36	
Wychitella	dep.	11 38	..	17 32	..	21 17	..	20 35
Buckrabanyule	..	11 44t	..	17 37t	..	21 22t	..	20 40t
Charlton R.S.	arr.	11 50t	..	17 42t	..	21 27t	..	20 45t
CHARLTON T.S.	dep.	12 07	..	18 00	..	21 45	..	
	arr.	12 10	..	18 03	..	21 48	..	21 03
Teddywaddy T.S.	dep.	18 05	..	21 50	..	21 05
Glenloth	18 10♦	..	21 56♦	..	21 11♦
Wycheproof R.S.	arr.	18 17t	..	22 03t	..	21 18t
	dep.	18 32	..	22 17	..	
Wycheproof T.S.	18 35	..	22 20	..	21 32
Nullawil T.S.	18 37	..	22 22	..	21 34
Culgoa T.S.	18 58	..	22 43	..	21 54
Berrillock T.S.	19 11	..	22 56	..	22 07
Sea Lake T.S.	arr.	19 27	..	23 12	..	22 22
SEA LAKE R.S.	arr.	19 47	..	23 32	..	22 42
				19 50	..	23 35	..	22 45

t—Road Coach operates via Calder Highway but will stop at road junction turn-off.

Note:— This service will not operate on Public Holiday weekends, but an altered service will operate on the Monday (see Public Holiday Time-table books).

**SEA LAKE—CHARLTON—BENDIGO
CO-ORDINATED ROAD COACH SERVICE.**

UP		ROAD COACH WED. and FRI.		ROAD COACH MON., TUES. THUR.		ROAD COACH WED. and FRI.		ROAD COACH SUN. (See Note)
SEA LAKE R.S.	dep.	05 30	..	07 20	15 30
Sea Lake T.S.	..	05 33	..	07 23	15 33
Berriwillock T.S.	..	05 47	..	07 38	15 47
Culgoa T.S.	..	06 01	..	07 53	16 01
Nullawil T.S.	..	06 15	..	08 08	16 15
Wycheproof T.S.	..	06 37	..	08 31	16 37
Wycheproof R.S.	arr.	06 39	..	08 34	16 39
"	dep.	06 40	..	08 35	16 40
Glenloch	..	06 50t	..	08 43t	16 50t
Teddywaddy T.S.	..	06 58♦	..	08 51♦	16 58♦
CHARLTON T.S.	..	07 04	..	08 59	..	15 05	..	17 04
Charlton R.S.	..	07 09	..	09 04	..	15 07	..	17 09
Buckrabanyule	..	07 20t	..	09 15t	..	15 20t	..	17 20t
Wychitella	..	07 25t	..	09 20t	..	15 25t	..	17 25t
Wedderburn T.S.	..	07 37	..	09 32	..	15 35	..	17 37
Inglewood T.S.	..	08 03	..	09 58	..	16 01	..	18 03
Inglewood R.S.	..	08 05	..	10 00	..	16 03	..	18 05
Bridgewater T.S.	..	08 11	..	10 06	..	16 09	..	18 11
Bridgewater R.S.	..	08 13	..	10 08	..	16 11	..	18 13
Marong T.S.	..	08 30	..	10 25	..	16 28	..	18 30
Bendigo Bus Stand (Mitchell Street)	arr.	08 45	..	10 40	..	16 45	..	18 45
BENDIGO R.S.	arr.	08 50c	..	10 45Rc	..	16 50Rc	..	18 50c
		8038	..	8046	..	8062	..	8088
		EXPRESS	..	EXPRESS	..	EXPRESS	..	EXPRESS
		PASS.	..	PASS.	..	PASS.	..	PASS.
		▲ CR	..	CR	..	CR	..	▲ CR
BENDIGO	dep.	09 00	..	11 00	..	17 00	..	19 00
MELBOURNE	arr.	11 00	..	13 05	..	19 10	..	21 06
(Spencer Street)			

t—Road Coach operates via Calder Highway but will stop at road junction turn-off.

NOTE:— This service will not operate on Public Holiday weekends, but will operate on the Monday (see Public Holiday Time-table books).

Type of Coach:— Hino (air-conditioned with toilet), 45 seats.
Operator:— Bennett's Bus and Coach Service,
15 Menzies Street,
CHARLTON, 3525. Telephone: (054) 91 1237

**BALLARAT—MARYBOROUGH—DONALD
CO-ORDINATED ROAD COACH SERVICES**

DOWN		ROAD COACH MON. TO FRI. (See footnote)	8105 PASS. ▲ CR SAT.	8115 PASS MON. TO THUR.	8123 PASS. FRI.
MELBOURNE (Spencer Street)	dep.	..	08 25	12 30	16 15
BALLARAT	arr.	..	10 13c ROAD COACH	14 15c ROAD COACH	18 05c ROAD COACH
BALLARAT R.S.	dep.	07 15	10 25	14 30	18 20
Creswick R.S. (Goods Yard Entrance Cnr. Raglan & Lewers Sts.)	..	07 35
Creswick T.S. (Bus Stop, Albert Street)	10 44	14 49	18 39
Ascot	..	07 45
Clunes R.S.	arr.	07 55
"	dep.	07 56
Clunes T.S. (Opp Post Office, Bailey St.)	..	07 59
Clunes T.S. (R.S.L. Building, Fraser St.)	10 58	14 56	18 56
Dunach	..	08 07 ◆
Talbot R.S.	..	08 16
Talbot T.S. (Corner Store, Scandinavian Cres.)	..	08 19 ◆	11 14	15 20	19 10
Daisy Hill	..	08 24
Christian Community College	..	08 31
St. Augustine School
Maryborough High School	..	08 34
Maryborough T.S. (Cnr. Derby Road & Napier Street)	11 26	15 33	19 23
Maryborough T.S. (Cnr. High & Inkerman Sts.)	11 28	15 35	19 25
Maryborough Tech. School	..	08 39
MARYBOROUGH R.S.	arr.	08 40	11 30	15 37	19 27
Dunolly R.S.	dep.	..	11 32	15 39	19 29
"	arr.
Dunolly T.S. (Corner Bull & Broadway Sts.)	dep.	..	11 53	16 01	19 51
"	11 55	16 03	19 53
Bealiba T.S. (Corner Store, Main St.)	12 10	16 19	20 09
Bealiba R.S.
St. Arnaud R.S.	arr.
DONALD R.S.	dep.	..	12 39	16 49	20 39
"	arr.	..	13 10	17 20	21 10

NOTE:—The Ballarat—Maryborough Service may be cancelled during Public Holiday periods.

BALLARAT—MARYBOROUGH SERVICE

Type of Coach:—Hino (Jet air-conditioned) 45 seats.

Operator:—H. A. Davis Motor Service Pty. Ltd.,
804 Norman Street,
BALLARAT, VIC. 3350. Telephone (053) 31 7777

DONALD—BALLARAT SERVICE

Type of Coach:—Mercedes Benz (Air-conditioned) 45 seats.

Operator:—L. T. & G. L. Wood,
43 Meyer Street,
DONALD, VIC. 3480. Telephone (054) 97 1383.

**DONALD—MARYBOROUGH—BALLARAT
CO-ORDINATED ROAD COACH SERVICES**

UP	ROAD COACH MON. TO SAT.	ROAD COACH MON. TO FRI. (See footnote)				
DONALD R.S.	dep. 06 45
St. Arnaud R.S.	arr.
"	dep. 07 18
Bealiba T.S. (Corner Store, Main St.)	dep. 07 48
Bealiba R.S.	.. 07 49
Dunolly T.S. (Corner Bull & Broadway Sts.)	.. 08 08
Dunolly R.S.	arr.
"	dep. 08 10
Christian Community College	15 55
St. Augustine School	16 05
Maryborough High School	16 08
Maryborough Tech. School	16 10
MARYBOROUGH R.S.	arr. 08 29	..	16 15
"	dep. 08 31
Maryborough T.S. (Cnr. High & Inkerman Sts.)	.. 08 33
Maryborough T.S. (Cnr. Derby Road & Napier Street)	.. 08 35
Daisy Hill	16 24
Talbot T.S. (Corner Store, Scandinavian Cres.)	.. 08 47	..	16 30♦
Talbot R.S.	16 32
Dunach	16 40♦
Clunes T.S. (Hoare's Newsagency, Fraser Street)	.. 09 02
Clunes T.S. (Post Office, Bailey St.)	16 46
Clunes R.S.	arr.	16 49
"	dep.	16 50
Ascot	17 00
Creswick T.S. (Bus Stop, Albert Street)	.. 09 17
Creswick R.S. (Goods Yard Entrance Cnr. Raglan & Lewers Sts.)	17 10
BALLARAT R.S.	arr. 09 35c	..	17 30c
	8130 EXPRESS PASS.		8150 PASS.			
BALLARAT	dep. 09 45 ▲	..	18 45
MELBOURNE (Spencer Street)	arr. 11 22	..	20 43
	(11 20 Sat)					

NOTE:—The Maryborough—Ballarat Service may be cancelled or operate to altered timetable during Public and School Holiday periods.

BALLARAT—MARYBOROUGH—DONALD—MILDURA.
Passenger Train Service.

Down		Up				
Run No.		28	28		27	
Formed by Arrival		8084 19 13 BDG	8062 19 10 BDG		8143 07 40 SSS	
STATIONS		8143 "THE VINELANDER" ▲ CR SUN MON. TO FRI.			8110 "THE VINELANDER" SUN TO FRI ▲ CR	
MELBOURNE	dep.	21 50	21 50	MILDURA ES	dep.	21 55
BALLARAT	arr.	23 45	23 52	Irymple ES	arr.	22 03
"	dep.	23 52	23 59	Redcliffs ES	dep.	22 05
			TUE. TO SAT.	"	arr.	22 13
Nth. Ballarat Junct. ES NC	..	23 55*	00 02*	Carwarp ES ○	dep.	22 16
S.E.C. Siding ES NC	..			Nowingi NC (See page 49)	..	22 31
(See note, page 49)		MON.		Hattah ES ○	..	
Creswick ES	..	00 13*	00 20*	Kiamal NC (See page 49)	..	22 59
Nth. Creswick NC	..			OUYEN ES	arr.	23 26
(See note, page 49)				"	dep.	23 30
Clunes ES	..	00 30*	00 37*	Tempy		
Talbot ES ○	..	00 47*	00 54*			MON. TO SAT.
MARYBOROUGH ES	arr.	01 04	01 11	Speed ES ○	..	00 02
"	dep.	01 09	01 16	Lascelles ES	..	00 22*
Bet Bet ○	..			WOOMELANG ES	arr.	00 32
DUNOLLY ES	..	01 29*	01 36*	"	dep.	00 34
Bealiba ES ○	..	01 46*	01 53*	Curyo NC ES (See page 49)	..	00 51*
Emu ES ○ (See page 49)				BIRCHIP ES	arr.	
ST. ARNAUD ES	arr.	02 15-8110	02 22-8110	"	dep.	01 09
"	dep.	02 53●	02 53●	Watchem ES	..	01 27
Sutherland NC ES	arr.			Litchfield NC ES	arr.	
(See note, page 49)				(See page 49)	dep.	01 43*
Cope Cope ES ○	..	03 15*	03 15*	DONALD ES	arr.	02 00
DONALD ES	arr.	03 27	03 27	"	dep.	02 05
"	dep.	03 32	03 32	Cope Cope ES ○	arr.	
Litchfield NC ES	arr.			"	dep.	02 15*
(See note, page 49)				Sutherland NC ES	arr.	
Watchem ES	arr.	04 00	04 00	(See page 49)	dep.	
"	dep.	04 02	04 02	ST. ARNAUD ES	arr.	02 40-8143
BIRCHIP ES	..	04 21	04 21	"	dep.	02 45
Curyo NC ES (See page 49)	..	04 37*	04 37*	Emu ES ○ (See page 49)	..	
WOOMELANG ES	arr.	04 55	04 55	Bealiba ES ○	..	03 13*
"	dep.	04 58	04 58	DUNOLLY ES	arr.	
Lascelles ES	..	05 07*	05 07*	"	dep.	03 31*
Speed ES ○	..	05 28	05 28	Bet Bet ○	..	
Tempy	..			MARYBOROUGH ES	arr.	03 51
OUYEN ES	arr.	05 58	05 58	"	dep.	03 56
"	dep.	06 04	06 04	Talbot ES ○	..	04 10*
Kiamal NC (See page 49)	..			Clunes ES	..	04 26*
Hattah ES ○	arr.	06 30	06 30	North Creswick NC	..	
"	dep.	06 33	06 33	(See note, page 49)	..	
Nowingi NC (See page 49)	..			Creswick ES	..	04 44*
Carwarp ES ○	arr.	06 58	06 58	S.E.C. Siding ES NC	..	
"	dep.	07 01	07 01	(See note, page 49)	..	
Redcliffs ES	arr.	07 14	07 14	Nth. Ballarat Junct. ES NC	..	05 00*
"	dep.	07 18	07 18	BALLARAT	arr.	05 05
Irymple ES	arr.	07 26	07 26	"	dep.	05 10
"	dep.	07 28	07 28	MELBOURNE	arr.	07 00
MILDURA ES	arr.	[5] 07 40	[5] 07 40			
Forms/Destination		8110 21 55 SSS	8110 21 55 SSS		Mon. to Fri. 8321 17 15 ALY	Sat. 8325 17 50 ALY

●—No. 8143 may depart St. Arnaud 02 18 Mon., 02 23 Tue. to Sat.


BALLARAT - MARYBOROUGH - DONALD - MILDURA
PASSENGER TRAIN SERVICE

DOWN:

UP:

Run No.	28	28		27
Formed by Arrival	8084 19 13 BDG Sun.	8062 19 10 BDG Mon. to Fri.		8143 07 40 SSS
STATIONS:	8143 "The Vineland" ▲ CR Sun. to Fri.			8110 "The Vineland" Sun. to Fri. ▲ CR
MELBOURNE	dep 22 05		MILDURA ES	dep 21 55
BALLARAT	arr 23 55		Irymple ES	arr 22 03
	Mon. to Sat.		"	dep 22 05
Nth. Ballarat Jctn. ES NC	dep 00 02		Redcliffs ES	arr 22 13
S.E.C. Siding ES NC	00 05*		"	dep 22 16
(See note, page 49)	...		Carwarp ES O	22 31
Creswick ES	00 23*		Nowingi NC (See page 49)	*
Nth. Creswick NC	*		Hattah ES O	22 59
(See note, page 49)			Kiamal NC (See page 49)	*
Clunes ES	00 40*		Ouyen ES	arr 23 26
Talbot ES O	00 57*		"	dep 23 30
MARYBOROUGH ES	arr 01 14		Tempy	*
"	dep 01 19		Speed ES O	Mon. to Sat. 00 02
Bet Bet O	*		Lascalles ES	00 22*
DUNOLLY ES	01 39*		WOOMELANG ES	arr 00 32
Bealiba ES O	01 56*		"	dep 00 34
Emu ES O (See page 49)	*		Curyo NC ES (see page 49)	00 51*
ST. ARNAUD ES	arr 02 25-8110		BIRCHIP ES	arr ...
"	dep 02 53●		"	dep 01 09
Sutherland NC ES	arr ...		Watchem ES	01 27
(See note, page 49)	dep *		Litchfield NC ES	arr ...
Cope Cope ES O	03 15*		(See page 49)	dep 01 43*
DONALD ES	arr 03 27		DONALD ES	arr 02 00
"	dep 03 32		"	dep 02 05
Litchfield NC ES	arr ...		Cope Cope ES O	arr ...
(See note, page 49)	dep 03 44*		"	dep 02 15*
Watchem ES	arr 04 00		Sutherland NC ES	arr ...
"	dep 04 02		(See page 49)	dep *
BIRCHIP ES	04 21		ST. ARNAUD ES	arr 02 40-8143
Curyo NC ES (See page 49)	04 37*		"	dep 02 45
WOOMELANG ES	arr 04 55		Emu ES O (See page 49)	*
"	dep 04 58		Bealiba ES O	03 13*
Lascalles ES	05 07*		DUNOLLY ES	arr ...
Speed ES O	05 28		"	dep 03 31*
Tempy	*		Bet Bet O	*
OUYEN ES	arr 05 58		MARYBOROUGH ES	arr 03 51
"	dep 06 04		"	dep 03 56
Kiamal NC (See page 49)	*		Talbot ES O	04 10*
Hattah ES O	arr 06 30		Clunes ES	04 26*
"	dep 06 33		North Creswick NC	*
Nowingi NC (See page 49)	*		(See note, page 49)	...
Carwarp ES O	arr 06 58		Creswick ES	04 44*
"	dep 07 01		S.E.C. Siding ES NC	...
Redcliffs ES	arr 07 14		(See note, page 49)	...
"	dep 07 18		Nth. Ballarat Jctn. ES NC	05 00*
Irymple ES	arr 07 26		BALLARAT	arr 05 05
"	dep 07 28		"	dep 05 10
MILDURA ES	arr [5] 07 40		MELBOURNE	arr 07 00
Forms/Destination	8110 21 55 SSS			Mon. to Fri. 8321 17 15 ALY
				Sat. 8325 17 50 ALY

• - No.8143 may depart St. Arnaud 02 26.



MELBOURNE — MILDURA

ROAD COACH SERVICE

MELBOURNE AIRPORT — HEATHCOTE — BENDIGO — SWAN HILL — PIANGIL — ROBINVALE — EUSTON
(SIX TIMES WEEKLY)

MELBOURNE AIRPORT — HEATHCOTE — BENDIGO — SWAN HILL — BALRANALD — ROBINVALE — EUSTON
(ONCE WEEKLY)

DOWN:	8171 ROAD COACH SUN. TO THUR.,SAT.	8171 ROAD COACH FRI.	UP:	8172 ROAD COACH MON.	8172 ROAD COACH SUN. TUE. TO SAT.
MELBOURNE (Spencer Street R.S., Coach Terminal)	dep. 10 00	10 00	MILDURA R.S. Euston (Riverfront Cafe)	dep. 06 55 08 00	07 25 08 30
Melbourne Airport (International Terminal, Ground Level)	10 30u	10 30u	Robinvale R.S. Bannerton T.O. Annuello T.O.	08 05	08 35 08 46 09 01
Kilmore (Kilmore Travel, Sydney St.)	11 05	11 05	Manangatang (W.A. Dickson & Son, Hardware)	09 30
Heathcote (Grant's Four Square Store)	11 45	11 45	Balranald (Balranald Newsagency)	09 12	..
Bendigo R.S. Serpentine (Esso Roadhouse)	12 25u arr. 13 10	12 25u ..	Piangil (General Store)	10 05
—Refreshment Stop	dep. 13 40	13 10	Nyah (Jarrett's General Store)	10 20	10 20
Durham Ox (General Store)	14 08	13 38	Swan Hill R.S. Lake Boga T.S.	10 40 10 55	10 40 10 55
Kerang R.S. —Refreshment Stop	arr. ..	14 15	Kerang R.S. —Refreshment Stop	arr. 11 30	11 30
Lake Boga T.S. Swan Hill R.S.	dep. 14 45 15 20 15 35	14 45 15 20 15 35	Durham Ox (General Store)	dep. 12 00 12 37	12 00 12 37
Nyah (Jarrett's General Store)	15 55	15 55	Serpentine (Esso Roadhouse)	13 05	13 05
Piangil (General Store)	16 10	..	Bendigo R.S. Heathcote (Grant's Four Square Store)	13 50d 14 30	13 50d 14 30
Balranald (Balranald Newsagency)	..	17 00	Kilmore (Kilmore Travel, Sydney St.)	15 10	15 10
Manangatang (W.A. Dickson & Son, Hardware)	16 45	..	Melbourne Airport (International Terminal, Ground Level)	arr. 15 45d	15 45d
Annuello T.O. Bannerton T.O.	17 15 17 31	MELBOURNE (Spencer Street R.S., Coach Terminal)	arr. 16 20	16 20
Robinvale R.S. Euston (Riverfront Cafe)	17 42 17 47	18 07 18 12			
MILDURA R.S.	arr. 19 00	19 25			

Operator:— Holidaymakers Pty. Ltd.,
133 Langtree Avenue,
Mildura. 3500.

A.T.I. (Ops.) Pty. Ltd.,
98 Seventh Street,
Mildura. 3500.

Telephone:— (050) 23 1638
Type of Coach:— Volgren (air-conditioned with toilet) 46 seats.

(050) 23 0561
Mercedes Benz (air-conditioned with toilet) 46 seats.

MELBOURNE—BENDIGO—GOODS SERVICE.

Down. For North-Eastern Goods Trains via Albion—See North-Eastern Working Time-table.

STATIONS		107 Pilot Tues., to Fri. ††			117 Goods Mon. to Fri. ††	9015 Through Goods Mon. (Tue. to Fri. ††)		111 Pilot Mon. to Fri. ††
MELBOURNE YD.	dep.	04 50
West Tower
South Dynon Loco
South Kensington ○	05 05
Tottenham Goods Yd.	arr.
" " "	dep.
Footscray	05 13
Middle Footscray ○
West Footscray
Tottenham
Sunshine	05 25
Albion ○	05 28
Boral Resources (Vic.) Pty. Ltd. Siding NC
Ginifer
St. Albans	05 33
Sydenham ○	arr.
"	dep.	05 43
Diggers Rest	arr.
" "	dep.	06 05
Sunbury "	arr.
" "	dep.	06 13
Clarkefield	arr.
" "	dep.	06 36
Riddells Creek ○	arr.
" "	dep.	06 50
Gisborne "	arr.
" "	dep.	07 08
Macedon	arr.
" "	dep.	07 19
WOODEND	arr.	07 37
" "	dep.	08 00
Kyneton	arr.
					From Maryborough as No. 116 (page 48)			
"	dep.	08 15
Malmsbury ○
Elphinstone ○	arr.
"	dep.	08 45
CASTLEMAINE	arr.	07 00	09 00
"	dep.	07 10	10 10-8009
Ravenswood NC	07 37	10 45
Kangaroo Flat	07 52	11 05
Golden Square ○	arr.	06 45
"	dep.
BENDIGO "	arr.	06 55	08 00	11 15	..	09 10 09 15

FOR BLOCK NOTES—See page 66.

**MILDURA-DONALD-MARYBOROUGH-BALLARAT.
Passenger Train Service.**

Up

Run No.		26				
Formed by Arrival		8143 07 40 SSS				
STATIONS		8110 "THE VINE- LANDER" SUN TO FRI ▲ CR				
MILDURA ES dep.		21 25				
lymple ES		21 33				
Redcliffs ES arr.		21 41				
" dep.		21 43				
Carwarp ES ○		22 00				
Nowingi NC (See page 49)						
Hattah ES ○		22 30				
Kiamal NC (See page 49)						
UYEN ES arr.		22 58				
" dep.		23 01				
Tempy		23 28*				
Speed ES ○		23 36				
Lascelles ES		23 58*				
		MON. TO SAT.				
WOOMELANG ES arr.		00 09				
" dep.		00 11				
Curyo NC ES (See page 49)		00 29*				
BIRCHIP ES arr.						
" dep.		00 47				
Watchem ES		01 05				
Litchfield NC ES arr.						
(See page 49) dep.		01 21*				
DONALD ES arr.		01 38				
" dep.		01 43				
Cope Cope ES ○ arr.						
" dep.		01 53*				
Sutherland NC ES arr.						
(See page 49) dep.						
ST. ARNAUD ES arr.		02 25-8143				
" dep.		02 30				
Emu ES ○ (See page 49)						
Bealiba ES ○		02 59*				
DUNOLLY ES arr.						
" dep.		03 19*				
Bet Bet ○						
MARYBOROUGH ES arr.		03 40				
" dep.		03 45				
Talbot ES ○		04 00*				
Clunes ES		04 18*				
North Creswick NC						
(See note, page 49)						
Creswick ES		04 40*				
S.E.C. Siding ES NC						
(See note, page 49)						
Nth. Ballarat Junct. ES NC		04 58*				
BALLARAT arr.		05 00				
" dep.		05 15				
MELBOURNE arr.		07 15				
Forms/Destination		Mon. to Fri. 8025 13 45 BDG	Sat. 0865 18 30 BDG			

MELBOURNE-BENDIGO-GOODS SERVICE.
For North-Eastern Goods Trains via Albion-See North-Eastern Working Time-table.

Down.

STATIONS		107 Pilot Tues., to Fri. ††		9009 Through Goods Mon. Only	117 Goods Mon. to Fri. ††	9015 Through Goods Mon. (Tue. to Sat. ††)		111 Pilot Mon. to Fri. ††
MELBOURNE YD.	dep.	02 05	..	03 00
West Tower	
South Dynon Loco	
South Kensington ○		02 20	..	03 15
Tottenham Goods Yd.	arr.
" " "	dep.
Footscray		02 25	..	03 23
Middle Footscray ○	
West Footscray	
Tottenham	
Sunshine		02 35	..	03 35
Albion ○		02 38	..	03 38
Boral Resources (Vic.) Pty. Ltd. Siding NC	
Furlong NC	
St. Albans		02 45	..	03 43
Sydenham ○	arr.
"	dep.	02 55	..	03 53
Diggers Rest	arr.
"	dep.	03 15	..	04 20
Sunbury "	arr.
"	dep.	03 23	..	04 28
Clarkefield	arr.
"	dep.	03 46	..	04 51
Riddells Creek ○	arr.
"	dep.	03 59	..	05 04
Gisborne "	arr.
"	dep.	04 17	..	05 22
Macedon	arr.
"	dep.	04 27	..	05 33
WOODEND	arr.	04 45-9004
"	dep.	04 55	..	05 51
Carlsruhe NC		05 03	..	06 25
Kyneton	arr.	06 35
"		From Maryborough as No. 116 (page 48)
Malmsbury ○	dep.	05 10	..	06 45
Elphinstone ○	arr.	05 21	..	07 00
"	dep.	05 33	..	07 15
CASTLEMAINE	arr.	05 50	07 00	07 30
"	dep.	06 05	07 10	08 05
Harcourt NC		06 17	07 18	08 17
Ravenswood NC		06 35	07 37	08 35
Kangaroo Flat		06 53	07 52	08 53
Golden Square ○	arr.	06 45
"	dep.	06 50	..	06 58	07 56	08 57	..	09 10
BENDIGO "	arr.	06 55	..	07 05	08 00	09 05	..	09 15

FOR BLOCK NOTES-See page 66.

MELBOURNE-BENDIGO
GOODS SERVICE-continued.

Down

STATIONS		9025 Through Goods Mon. to Fri.		9029 Through Goods Mon. to Sat. ††	9039 Through Goods Mon. to Fri. (‘B’ Loco.) ††	9043 Light Loco. Mon. to Fri. ††	113 Light Loco. Mon. to Fri. ††	121 Goods Mon. to Fri.
MELBOURNE YD.	dep.	10 00	..	11 00	12 00
West Tower
South Dynon Loco	13 00
South Kensington ○	arr.	10 15	12 15
Tottenham Goods Yard	dep.	10 24	..	11 15	12 25	13 15
	arr.	13 25
						Thro. Goods Mon. to Fri. ††		
" " "	dep.	14 10A
Footscray	..	10 28	..	11 20	12 30
Middle Footscray ○
West Footscray
Tottenham
Sunshine	dep.	10 38	..	11 29	12 40	14 18
Albion ○	..	10 41	..	11 32	12 43	14 21
Boral Resources (Vic.) Pty. Ltd. Siding NC
Furlong NC
St. Albans	..	10 46	..	11 36	12 48	14 26
Sydenham ○	arr.
"	dep.	10 56	..	11 45	12 55	14 36
Diggers Rest ○	..	11 10	..	12 02	13 08	14 57
Sunbury	arr.	11 20
"	dep.	11 35-9018	..	12 10	13 15	15 05
Clarkefield	arr.
"	dep.	11 55	..	12 35	13 32	15 28
Riddells Creek ○	arr.
"	dep.	12 06	..	12 48	13 40	15 41
Gisborne "	arr.	13 52-8021,	15 59-8029
"	dep.	12 20	..	13 07	15 00 8025	16 40
Macedon	..	12 28	..	13 17	15 14	16 50
WOODEND	arr.	12 40	15 30
								From Maryborough as No. 120 (Page 48)
"	dep.	12 50	..	13 39	15 40	17 09
Carlisle NC	..	13 00	..	13 47	15 50	17 16
Kyneton	arr.
"	dep.	13 10	..	13 55	15 58	17 25	19 15	..
Malmsbury ○	arr.
"	dep.	13 20	..	14 06	16 09	17 36	19 23	..
Elphinstone ○	arr.
"	dep.	13 35	..	14 18	16 20	17 50	19 30	..
CASTLEMAINE	arr.	13 50	..	14 32-8025	16 35	18 10	19 40	21 35
"	dep.	14 10	..	16 00	17 05	18 25	19 50	21 45
Harcourt NC	arr.
"	dep.	14 25	..	16 15	17 15	18 35	19 56	21 55
Ravenswood NC	arr.
"	dep.	14 45	..	16 32	17 30	18 50	20 04	22 15
Kangaroo Flat ○	arr.
"	dep.	15 00	..	16 46	17 45	19 05	20 12	22 30
Golden Square	arr.
"	dep.	15 05	..	16 50	17 50	19 10	20 16	20 35
BENDIGO "	arr.	15 10	..	16 55	17 55	19 15	20 20	20 40

A-No. 9043 may originate Maribyrnong at 13 10, Melbourne Yard arrive 13 30 depart 03 50, Sth. Kensington 13 55, Sunshine 14 18, thence as tabled.

MELBOURNE-BENDIGO
GOODS SERVICE—continued.

Down

STATIONS		9051 Light Loco. Mon. to Fri.		9057 Through Goods Mon. to Fri.		9065 Express Goods Mon. to Fri. †† (See Note)	9073 Through Goods Mon. to Fri. ††	9081 Through Goods Mon. to Thur. (Fri. ††)
MELBOURNE YD.	dep.	19 00	..	20 25	..	23 30
West Tower	
South Dynon Loco.	arr.	17 35
South Kensington ○	dep.	17 50	..	19 15	..	20 40	22 00	23 45
Tottenham Goods Yd.	arr.	18 00	ex Newport (ex North Geelong)	23 55
		Thro. Goods	Tue. to Fri. (Sat. ††)
" " "	dep.	18 40	..	19 30	..	20 55	..	00 05
Footscray	
Middle Footscray ○	
West Footscray	
Tottenham	
Sunshine	arr.
"	dep.	18 50	..	19 43	..	21 05	22 26	00 35
Albion ○		18 53	..	19 46	..	21 08	22 29	00 38
Boral Resources (Vic.) Pty. Ltd. Siding NC	
Furlong NC	
St. Albans		18 58	..	19 53	..	21 14	22 35	00 43
Sydenham ○		19 15	..	20 02	..	21 21	22 45	00 50
Diggers Rest ○		19 28	..	20 18	..	21 33	23 04	01 14
Sunbury	arr.
"	dep.	19 38	..	20 28	..	21 40	23 15	01 20
Clarkefield	arr.
"	dep.	20 00	..	20 44	..	21 55	23 40	01 44
Riddells Creek ○	arr.
" "	dep.	20 08	..	20 54	..	22 03	23 52	01 56
							Tue. to Sat. ††	
Gisborne	arr.
"	dep.	20 22	..	21 10	..	22 16	00 10	02 14
Macedon	arr.
"	dep.	20 31	..	21 18	..	22 26	00 20	02 24
WOODEND	arr.	02 45-9002
"	dep.	20 49	..	21 32	..	22 40	00 40	03 05
Carlsruhe NC		20 57	..	21 40	..	22 48	00 47	03 12
				Mon. to Thur.	Fri.			
Kyneton	arr.	21 50-8071	..	00 55-9072	..
"	dep.	21 04	..	21 50	22 25	22 58	01 25	03 20
Malmsbury ○	arr.
"	dep.	21 15	..	22 05	22 40	23 10	01 35	03 33
Elphinstone ○	arr.
"	dep.	21 29	..	22 20	22 55	23 25	01 48	03 45
CASTLEMAINE	arr.	21 50	..	22 35	23 10	23 40	02 00	04 01
							Tue. to Sat. ††	
"	dep.	Mon. to Thur. 22 20	Fri. 22 55	22 55	23 40	00 15	02 20	04 20
Harcourt NC		22 30	23 05	23 05	23 50	00 28	02 30	04 30
					Sat.			
Ravenswood NC		22 50	23 25	23 25	00 10	00 50	02 48	04 47
Kangaroo Flat ○		23 10	23 45	23 45	00 25	01 05	03 06	05 01
Golden Square		23 15	23 50	23 50	00 30	01 10	03 10	05 05
BENDIGO	arr.	23 20	23 55	23 55	00 35	01 15	03 15	05 10
"	dep.	Mon. to Fri. 01 00 to Swan Hill (Page 34)

Note:—Load of No. 9065 Express Goods to be limited to 700 tonnes, conveyed in bogie vehicles suitable for 95 km/h operation and hauled by 'X' or 'S' class locomotives each day.

**BENDIGO-MELBOURNE.
GOODS SERVICE.**

UP

STATIONS		9002	9004	9006	106	9018
		Through Goods	Goods 'B' Loco	Fast Goods.	Pilot	Fast Goods
		Tue. to Fri. (Sat. ††) Load 510 Tonnes	Tue. to Fri. (Sat. ††)	Mon. to Fri. ††	Tues. to Fri. ††	Mon. to Sat. ††
BENDIGO	dep.	00 25	01 20	03 30 A	06 00	07 20
Golden Square	arr.					
	dep.	00 30	01 24	03 34	06 05	07 24
Kangaroo Flat ○	arr.				06 15	
	dep.	00 34	01 28	03 39		07 29
Ravenswood NC	arr.					
	dep.	00 57	01 46	04 02		07 52
Harcourt NC	arr.					
	dep.	01 17	02 05	04 22		08 12
CASTLEMAINE	arr.	01 25	02 15	04 30		
			-9073			
	dep.	01 40	03 00	04 50		08 20
Elphinstone ○	arr.					
	dep.	02 12	03 30	05 22		08 52
Malmsbury ○	arr.					
	dep.	02 27	03 45	05 42		09 07
Kyneton	arr.					
	dep.	02 41	04 01	06 00		09 21
Carlruhe NC	arr.	02 49	04 11	06 10		09 30
WOODEND	arr.	03 00-9081	04 20	06 17-9015		09 40
						-8038, 8040
	dep.	03 15	04 50	06 27		10 43
Macedon	arr.					
	dep.	03 27	05 01	06 42		10 55
Gisborne	arr.					
	dep.	03 33	05 07	06 48		11 01
Riddells Creek ○	arr.					
	dep.	03 41	05 15	06 56		11 09
Clarkefield "	arr.			07 04-8018, 8022, 8026		
	dep.	03 48	05 22	08 30		11 16
Sunbury	arr.					
	dep.	04 00	05 34	08 42		11 28-9025
Diggers Rest ○	arr.					
	dep.	04 06	05 40	08 48		11 34
Sydenham ○	arr.					
	dep.	04 14	05 48	08 56		11 42
St. Albans	arr.	04 20	05 55	09 05		11 48
Furlong NC						
Boral Resources (Vic.) Pty. Ltd. Siding NC						
Albion ○		04 24	05 59	09 10		11 53
Sunshine		04 27	06 02	09 13		11 56
Tottenham Goods Yard	arr.	04 40	06 15	09 25		12 10
	dep.	05 10	06 40	09 50		12 30
Footscray						
South Kensington ○		05 26	06 55	10 05		12 45
North Melbourne						
MELBOURNE YARD	arr.	05 40	07 15	10 20		12 55

**BENDIGO-MELBOURNE.
GOODS SERVICE.-continued.**

UP

STATIONS		110 Pilot		118 Goods		9042 Through Goods		9048 Through Goods
		Mon. to Fri. ††		Mon. to Fri. ††		Mon. to Fri. ††		Mon. to Fri.
BENDIGO	dep.	08 00		09 30		12 45		15 30
Golden Square	arr.	08 10						
Kangaroo Flat ○	dep.			09 35		12 49		15 35
	arr.							
Ravenswood NC	dep.			09 40		12 54		15 40
	arr.							
Harcourt NC	dep.			10 00		13 17		16 05
	arr.							
CASTLEMAINE	dep.			10 20		13 37		16 30
	arr.			10 30		13 45		16 45-9039
						-9025, 9029		8062
Elphinstone ○	dep.			10 45		14 45-8052		17 45
	arr.							
Malmsbury ○	dep.					15 17		18 20
	arr.							
Kyneton	dep.					15 32		18 40
	arr.							19 00
Carlsruhe NC	dep.					15 46		19 45-8051
WOODEND	arr.					15 55		19 55
Macedon	dep.					16 05		20 05
	arr.							
Gisborne	dep.					16 17		20 16
	arr.							
Riddells Creek ○	dep.					06 23-9043		20 22
	arr.							
Clarkefield	dep.					16 31		20 30
	arr.							
Sunbury	dep.					16 38		20 37
	arr.							
Diggers Rest ○	dep.					16 50		20 50
	arr.							
Sydenham ○	dep.					16 56		20 56
	arr.							
St. Albans	dep.					17 04		21 04
Furlong NC						17 10		21 10
Boral Resources (Vic.) Pty. Ltd. Siding NC								
Albion ○						17 15		21 15
Sunshine						17 18		21 17
Tottenham Goods Yard	arr.					17 30		21 25
	dep.					18 05-9051		21 50
Footscray								
South Kensington ○						18 20		22 00
North Melbourne								
MELBOURNE YARD	arr.					18 40		22 15

To
Maryborough
as No. 119
(page 48)

**BENDIGO-MELBOURNE.
GOODS SERVICE.-continued.**

UP

STATIONS		9054 Fast Goods Mon. to Fri. ††	9056 Through Goods Mon. to Fri.	9058 Through Goods Mon. to Fri.		9064 Fast Goods Mon. to Fri.	9072 Goods Fri. (Mon. to Thur. ††)	122 Goods Mon. to Fri.
BENDIGO	dep.	18 00	19 00	21 15	..	22 00	23 15	23 50
Golden Square		18 04	19 04	21 19	..	22 04	23 19	23 54
Kangaroo Flat ○	arr.				..			
" "	dep.	18 08	19 09	21 24	..	22 09	23 24	23 59
" "					..			Tue. to Sat.
Ravenswood NC	..	18 26	19 26	21 47	..	22 26	23 47	00 20
							(Sat. (Tue. to Fri. ††))	
Harcourt NC	arr.				..			
	dep.	18 45	19 45	22 07	..	22 45	00 07	00 40
CASTLEMAINE	arr.	18 55	19 55	22 15	..	22 55		00 50
				-9051		-9057		
" "	dep.	19 25	20 15	22 25	..	23 10	00 15	01 10
Elphinstone ○	arr.				..			
" "	dep.	19 50	20 40	22 55	..	23 35	00 47	
Malmsbury ○	arr.				..			
" "	dep.	20 05	20 55	23 15	..	23 49	01 02	
						Tue. to Sat.		To Maryborough as No. 123 (Page 48)
Kyneton	arr.	20 22	21 15		..		-9073	
" "	dep.	20 40	21 35	23 30	..	00 05	01 16	
Carlsruhe NC		20 49	21 43	23 40	..	00 14	01 25	
WOODEND	arr.	20 58			..		01 35	
" "	dep.	21 35-9057	21 52	23 48	..	00 24	01 55	
Macedon	arr.				..			
" "	dep.	21 46	22 03	23 59	..	00 35	02 06	
Gisborne	arr.				..			
				Tue. to Sat.				
" "	dep.	21 52	22 09	00 05	..	00 41	02 12	
Riddells Creek ○	arr.				..			
" "	dep.	22 00	22 17	00 13	..	00 49	02 20	
Clarkefield "	arr.				..			
" "	dep.	22 07	22 24	00 19	..	00 56	02 27	
Sunbury	arr.				..			
" "	dep.	22 20	22 36	00 32	..	01 08	02 39	
" "					..			
Diggers Rest ○	..	22 27	22 42	00 38	..	01 14	02 45	
Sydenham ○	..	22 35	22 50	00 46	..	01 22	02 53	
St. Albans	..	22 46	22 56	00 52	..	01 28	02 59	
Furlong NC			
Boral Resources (Vic.) Pty. Ltd. Siding NC			
Albion ○	..	22 51	23 02	00 57	..	01 32	03 03	
Sunshine	..	22 54	23 05	01 00	..	01 35	03 06	
Tottenham Goods Yard	arr.	23 00		01 15	..	01 50	03 20	
" "	dep.	23 20		01 40	..	02 30	03 50	
Footscray	..		To North Geelong		..			
South Kensington ○	..	23 35		01 55	..	02 45	04 05	
North Melbourne			
MELBOURNE YARD	arr.	23 45		02 10	..	03 00	04 25	

BENDIGO-SWAN HILL-KOOLONONG.
Goods Service

Down

STATIONS	9057 FAST GOODS Mon. to Fri.	127 GOODS Mon. to Fri. ††	131 GOODS Mon. to Fri. ††	145 GOODS Tues. to Fri.	149 GOODS Mon.	135 GOODS Mon. to Fri. ††
MELBOURNE YARD BENDIGO	dep. 19 00 arr. 23 55A Mon. to Fri.			from Freezer Co. Sdg. (page 39)	from Freezer Co. Sdg. (page 39)	
North Bendigo Junction ES	dep. 01 00		06 15			13 15
Gas Company's Siding NC	01 05		06 25	09 00-8038	12 05	13 20
Sandhurst NC						
California Gully Siding NC						
Eaglehawk ES	arr.			09 20	12 45	13 35-132, 150
Sebastian NC	dep. 01 17		06 35			13 45
Raywood NC	arr.		07 05			
Tandarra NC	dep. 01 50		07 30			14 10
Dingee ES ○	arr.		08 00-8038			14 35-134
Prairie NC (See footnote)	dep. 02 13		08 30			15 20
Mitiamo	arr.		08 55			
Pyramid ES	dep. 02 35		09 25			15 45
	arr.		10 10			
Macorna NC ○	dep. 03 00		10 45			16 25
	arr.					
KERANG ES †	dep. 03 20		11 10			16 50
	arr. 04 00		11 50			17 30
Mystic Park NC (See footnote)	dep. 04 20					
Lake Boga	05 30					
(See footnote)						
SWAN HILL †	arr. 05 55-8038					
Swan Milling Co. Sdg. NC	dep.	09 30				
Caltex Siding NC						
B.P. Siding NC						
Live Stock Sdg. NC						
Woorinen ○	arr.	09 50				
Pira NC	dep.	10 10				
	arr.	10 25				
Nyahwest †	dep.	10 35				
	arr.	10 50				
Miralie NC	dep.	11 25				
	arr.	11 40				
Piangil NC	dep.	11 50				
	arr.	12 05				
Natya	dep.	12 35				
KOOLONONG †	arr.	13 00				
		13 25				

A-Arrives Bendigo 00 35 Saturdays.

The Double Line Block Telegraph System is in force on the "Up" and "Down" journeys between Bendigo "C" (Williamson St.) and North Bendigo Junction.

NOTE.-**Prairie** and **Mystic Park**, may be opened as Intermediate Block Posts as required. **Lake Boga** may be opened as a Temporary Staff station as required. See General Appendix for instructions.

KOOLONONG-SWAN HILL-BENDIGO.
Goods Service-continued.

UP

STATIONS		146	132	150	134	136	128	140
		GOODS	GOODS	GOODS	GOODS	GOODS	GOODS	GOODS
		Tues. to Fri.	Mon. to Fri. ††	Mon.	Mon. to Fri. ††	Mon. to Fri.	Mon. to Fri. ††	Mon. to Fri. ††
KOOLONONG †	dep.	14 15	..
Natya	14 35	..
Piangil NC	arr.	15 05	..
"	dep.	15 25	..
Miralie NC	arr.	15 37	..
"	dep.	15 47	..
Nyahwest †	arr.	16 05	..
"	dep.	16 25	..
Pira NC	arr.	16 40	..
"	dep.	16 55	..
Woorinen O	arr.	17 15	..
"	dep.
Live Stock Siding NC
(See note, page 34)
B.P. Siding NC
Caltex Siding NC
Swan Milling Co. Sdg. NC	17 35	..
SWAN HILL †	arr.	18 00	20 00
"	dep.	15 30	18 15	20 25
Lake Boga (See note, page 34)	15 55	18 30	20 45
Mystic Park NC (see note, p. 34)	16 15	19 00	21 25
KERANG ES †	arr.	16 55	20 00	22 10-8043
"	dep.	12 45	17 45
Macorna O	arr.	20 30	22 40
"	dep.	13 10	18 15	20 50	..
Pyramid ES	arr.	13 45	18 35	21 15-8043	23 00
"	dep.	..	11 15	..	14 10	19 00
Mitiamo	arr.	21 45	23 25
"	dep.	..	11 50	..	14 45	19 30	22 00	23 40
Prairie ES (see note, page 34)	15 00	19 45
Dingee ES	arr.	15 15-135	20 00
"	dep.	..	12 30	..	15 40	20 45	22 15	23 50
Tandarra NC
Raywood NC	arr.	Tue. to Sat. ††
"	dep.	..	13 05	..	16 10	21 10	22 40	00 20
Sebastian NC	00 50
Eaglehawk ES	arr.	-9057
"	dep.	10 15	13 40-135, 150	14 00	16 45	21 40	23 10	01 20
California Gully Siding NC
Sandhurst NC
Gas Company's Siding NC
North Bendigo Junction ES	..	10 30	13 55	14 15	17 00	21 55	23 25	01 30
BENDIGO	arr.	10 35	14 00	14 20	17 10	22 00	23 30	01 35
							Connects No. 9004	Connects No. 9004
MELBOURNE YARD	dep.
	arr.

CLARKEFIELD-LANCEFIELD.

Line closed on and after 13.8.1956. (Secty's 54/13733.)
Last train ran 11.8.1956.

REDESDALE JUNCTION-REDESDALE

Line closed on and after 29.6.1954. (Secty's 54/5712)
Last trains ran 28.6.1954.

CARLSRUHE-DAYLESFORD

Line closed on and after Monday 3.7. 1978. (Secty's 78/2194)
Last Diesel Rail Car ran 23.9.1977.
Last Goods ran 2.5.1978.
Last Passenger Special A.R.E. (vide S. 4468/78 ran 24.6.1978.

WOODEND-DAYLESFORD

Road Bus substitution introduced Friday, 19th September, 1977.
Co-ordinated Road Coach commenced operation Monday, 15th May, 1978 (Secty's 78/1495).

**SWAN HILL-WOORINEN-PIANGIL
DIESEL RAIL CAR SERVICE**

Last Woorinen School service ran Thursday 16.12.1976.
Last Piangil Passenger Service ran Friday 24.12.1976. (Secty's 76/3108).

**SWAN HILL-PIANGIL
ROAD PASSENGER SERVICE**

Commenced operation Wednesday 29.12.1976 (Secty's 76/3108)

**PIANGIL-KOOLONONG
POSTAL MOTOR SERVICE**

Last trip ran 16.3.1972 (Secty's 73/754)

KOOLONONG-YUNGERA

Line closed on and after 5.8. 1957 (Secty's 56/10263)
Last train ran 5.8. 1957.

KERANG-KOONDROOK

The Kerang-Koondrook line (previously known as the Kerang-Koondrook Tramway) was taken over by the Victorian Railways Commissioners from the Kerang Shire Council on Friday 1st February, 1952. (Secty's: 51/6582).
Last Passenger Service ran Friday 17.12.1976 (Secty's 76/3108).

KERANG-MURRABIT-STONY CROSSING

Service on the line from Murrabit to Stony Crossing suspended in 1943.
Service on the line from Kerang to Murrabit suspended 20th April, 1961.
The line Kerang to Stony Crossing permanently closed to all traffic 20th December, 1961. (Secty's 61/4336).

HEATHCOTE-FREEZING COMPANY'S SIDING (Nth. Bendigo)

Line closed on and after 3.12.1958 (Secty's 57/7738). Last train ran 3.12.1958.

**KORONG VALE-SEA LAKE.
DIESEL ELECTRIC RAIL MOTOR SERVICE**

Last Passenger Service ran Saturday 7.5.1977 (Secty's 76/3108)

**BENDIGO-CHARLTON-SEA LAKE
CO-ORDINATED ROAD COACH SERVICE**

Commenced operation Monday 9.5.1977. (Secty's 77/237)

**BENDIGO-KORONG VALE-ULTIMA-ROBINVALE
DIESEL ELECTRIC RAIL MOTOR SERVICE**

Last Passenger Service ran Saturday 3.6.1978 (Secty's 76/3108)

**BENDIGO-ULTIMA
CO-ORDINATED ROAD COACH SERVICE**

Commenced operation Monday, 5.6.1978. (Secty's 77/3671).

**SWAN HILL-ROBINVALE
CO-ORDINATED ROAD COACH SERVICE**

Commenced operation Monday, 5.6.1978 (Secty's 77/3671)

ALLENDALE-NEWLYN.

Line closed on and after 1.12.1976 (Secty's 76/3108) W.T.T. 1032/76.
Last train ran 30.11.1976.

NEWLYN-DAYLESFORD

Line closed on and after 28.7.1953 (Secty's 53/6609)
Last train ran 27.7.1953.
Last Car Goods ran 29.7.1952.

BENDIGO-FREEZING COMPANY'S SIDING.

DOWN				UP			
STATIONS		143 Gds. Tue., Wed., Thur., Fri.	147 Gds. Mon.	STATIONS		144 Gds. Tue., Wed., Thur., Fri.	148 Gds. Mon.
MELBOURNE YARD	dep.	FREEZING CO'S SDG.	dep.	06 45	10 15
BENDIGO	arr.	Canada Packers (Aust. Pty. Ltd. Sdg.
Nth. Bendigo Junct. ES	dep.	06 15	08 00	Boral Resources (Vic.) Pty. Ltd.
"	arr.	..	08 10	Nth. Bendigo Junct. ES	arr.	06 54	10 30
Boral Resources "	dep.	06 21	09 30	"	dep.	09 00	12 15
(Vic.) Pty. Ltd.	BENDIGO	arr.
Canada Packers (Aust. Pty. Ltd. Sdg.	"
FREEZING CO'S SDG. NC	arr.	06 30	09 45	MELBOURNE YARD	dep. arr.	No. 145 to Eagle- hawk (Page 34)	No. 149 to Eagle- hawk (Page 34)

**ELMORE-DIGGORA WEST
Goods Service.**

Down				Up		
STATIONS		173 Goods Mon. to Fri. ††		STATIONS		168 Goods Mon. to Fri. ††
MELBOURNE YARD	dep.	Diggora West NC	dep.	11 30
BENDIGO	arr.	Hunter NC (see note)	..	11 50
"	dep.	09 00	..	ELMORE †	arr.	12 20
ELMORE †	arr.	10 00	..	"	dep.	12 40
"	dep.	10 15	..	BENDIGO	arr.	13 55
Hunter NC (see note)	..	10 40	..	"
Diggora West NC	arr.	10 55	..	MELBOURNE YARD	dep. arr.	..

Notes:-Hunter may be opened as Intermediate Block Posts, as required. See General Appendix for instructions.

BENDIGO-ECHUCA-DENILIQUN. (N.S.W.)
Goods Service.

Down

STATIONS		161 Goods Wed.	165 Goods Mon. to Fri.	163 Fast Goods Mon. to Fri.	167 Goods Tues. to Sat. ††		169 Goods Mon. to Fri.††	175 Goods Mon. to Fri.††
BENDIGO	dep.	02 00	06 00	..
Nth. Bendigo Jct. ES	02 10	06 05	..
White Hills Sdg. NC
Bendigo Racecourse (See note page 66)
Epsom NC
Epsom Pottery Sdg. NC
Goornong O	arr.
Elmore ES	dep.	02 40	From North Geelong via Seymour 10 25	..	06 40	..
..	arr.	03 00		..	07 05-118	..
..	dep.	03 15		..	07 20	..
Rochester ES	arr.	03 35		..	07 50	..
ECHUCA ES	dep.	03 50	08 05	..
..	arr.	04 20	08 45	..
Moama NC	dep.	01 00	04 00	..	Mon. to Fri. ††	09 30
..	arr.	05 00-118
Barnes ES †	dep.	01 08	04 08	..	05 08	09 38
..	arr.	01 22	04 22	..	05 22	09 52
Mathoura NC	dep.	01 28	04 28	..	05 28	09 58
(See footnote)	arr.	06 10
Deniliquin Sale Yards Sdg. NC	dep.	To Balranald (page 42)	To Moulamein (page 42)	..	06 25	To Burraboi (page 42)
DENILIQUN †	arr.	07 15
STATIONS		177 Goods Mon. to Fri.	171 Goods Mon. to Fri. ††	173 Goods Mon. to Fri. ††	179 Light Loco Mon. to Fri. ††	117 Goods Mon. to Fri.		
BENDIGO	arr.	08 00
Nth. Bendigo Jct. ES	dep.	..	09 00	09 00	11 50	14 00
White Hills Sdg. NC	09 10	09 10	11 55	14 10
Bendigo Racecourse (See note page 66)
Epsom NC
Epsom Pottery Sdg. NC
Goornong O	arr.
Elmore ES	dep.	..	09 40	09 40	12 20	14 40
..	arr.	..	10 00	10 00	-166/168	15 00
Rochester ES	dep.	..	10 15	10 15	12 35	15 15
..	arr.	..	10 35	15 35
ECHUCA ES	dep.	..	10 50	To Diggora West (page 39)	12 50	15 55
..	arr.	..	11 20	..	13 20	16 25
Moama NC	dep.	10 00	20 30
..	arr.
Barnes ES †	dep.	10 08	20 38
..	arr.	10 23-164	20 52
Mathoura NC	dep.	10 35	20 57
(See footnote)	arr.	11 20
Deniliquin Sale Yards Sdg. NC	dep.	12 00	21 40
DENILIQUN †	arr.	12 45	21 30

NOTE:- Mathoura may be opened as an Intermediate Block Post as required.

**DENILIQUN (N.S.W.)-ECHUCA-BENDIGO.
GOODS SERVICE.**

Up

STATIONS		118 Goods Tue. to Sat	162 Goods Thur.	164 Goods Mon. to Fri. ††			166 Fast Goods Mon. to Fri. ††	168 Goods Mon. to Fri. ††
DENILIQUN †	dep.	00 30	From Balranald (page 42)	08 10				
Deniliquin Sale Yards Siding NC	arr.				09 00			
Mathoura NC (See note page 40)	dep.	01 20			09 25			
Barnes † ES	arr.	02 00		03 10	10 05-177			
"	dep.	02 25	03 30	10 30				
Moama NC	arr.							
ECHUCA ES	dep.	02 40	03 45	10 45				
	arr.	02 50	03 55	10 55				
		Through Goods Mon. to Fri.	Connects No. 118					From Diggora West (Page 39)
"	dep.	05 30		11 05			11 25	
Rochester ES	arr.	06 20					11 55	
"	dep.	06 30		To North Geelong via Seymour			12 10	
Elmore ES	arr.	07 00-169					12 25 -179	12 20 -179
"	dep.	07 10					12 40	12 40
Goornong O	arr.							
"	dep.	07 30					13 00	13 00
Epsom Pottery Sdg. NC								
Epsom NC								
Bendigo Racecourse NC (See note, page 66)								
White Hills Siding NC								
Nth. Bendigo Junct. ES	arr.	08 15					13 45	15 45
BENDIGO		08 25					13 55	15 55
MELBOURNE YARD	dep.	09 30						
	arr.	To Mary- borough						
STATIONS		172 Goods Mon. to Fri.	170 Fast Goods Mon. to Fri. ††		174 Goods. Mon. to Fri.	176 Goods. Mon. to Fri. ††		180 Fast Goods Mon. to Fri. ††
DENILIQUN †	dep.	From Moulamein (page 42)			14 00	From Burraboi Page 42		
Deniliquin Sale Yards Siding NC	arr.				14 55			
Mathoura NC (See note page 40)	dep.				15 10			
Barnes † ES	arr.	15 45			16 10	17 50		
"	dep.	16 05			16 35	18 10		
Moama NC	arr.							
ECHUCA ES	dep.	16 20			16 50	18 25		
	arr.	16 30			17 00	18 35		
"	dep.	Connects No. 176	16 35		18 00	19 30		23 45 Tue. to Sat. ††
Rochester ES	arr.		17 15		18 30	20 20		00 20
"	dep.		17 45		18 50	20 35		00 30
Elmore ES	arr.				19 05	21 05		00 50
"	dep.		18 15		19 25	21 20		01 00
Goornong O	arr.		18 45		19 45	21 40		01 25
"	dep.							
Epsom Pottery Sdg. NC								
Epsom NC								
Bendigo Racecourse NC (See note, page 66)								
White Hills Siding NC								
Nth. Bendigo Junct. ES			19 30		20 25	22 35		02 05
BENDIGO	arr.		19 40		20 35	22 35		163DL 02 15
"	dep.		Connect No. 9058		Connect No. 9064			Connect No. 9006
MELBOURNE YARD	arr.							

A-Load of No. 156 limited to 510 tonnes, through to Melbourne.

**ECHUCA-MOULAMEIN-BALRANALD (N.S.W.)
Goods Service**

DOWN

STATIONS		161 Goods Wed.	165 Goods Mon. to Fri.	175 Goods Mon. to Fri. ††
MELBOURNE YARD	dep.
BENDIGO	arr.
ECHUCA ES	dep.
"	arr.
Moama NC	dep.	01 00	04 00	09 30
"	arr.
Barnes ES †	dep.	01 08	04 08	09 38
"	arr.	01 22	04 22	09 52
Womboota NC	dep.	01 28	04 28	09 58
"	arr.	10 30
Bunnaloo NC	dep.	01 59	05 00	10 50
"	arr.	11 20
(See footnote)	dep.	02 30	05 30	11 40
Caldwell NC	arr.	12 25
(See footnote)	dep.	03 05	06 05	12 45
Wakool NC †	arr.	03 45	06 45	13 25
"	dep.	04 10	07 10	13 40-172
Burraboi NC	arr.	14 05
(See footnote)	dep.	04 32	08 00	..
MOULAMEIN NC	arr.	06 10	09 40	..
"	dep.	06 35
Perekerten NC	arr.
(See footnote)	dep.	07 35
BALRANALD NC †	arr.	09 15

UP

STATIONS		162 Goods Wed.	172 Goods Mon. to Fri.	176 Goods Mon. to Fri. ††
BALRANALD NC †	dep.	19 00
Perekerten NC	arr.
(See footnote)	dep.	20 35
MOULAMEIN NC †	arr.	21 40
"	dep.	22 25	10 30	..
Burraboi NC	arr.	..	12 10	..
(See footnote)	Thurs.
Wakool NC †	dep.	00 01	13 00	14 30
"	arr.	00 25	13 20-175	14 55
Caldwell NC	dep.	00 50	13 35	15 00
"	arr.	15 40
(See footnote)	dep.	01 30	14 15	16 05
Bunnaloo NC	arr.
(See footnote)	dep.	02 05	14 50	16 50
Womboota NC	..	02 40	15 15	17 20
Barnes † ES	arr.	03 10	15 45	17 50
"	dep.	03 30	16 05	18 10
Moama NC	..	03 45	16 20	18 25
ECHUCA ES	arr.	03 55	16 30	18 35
	Connects	No. 118	Connects No. 9058	
BENDIGO	dep.	19 30
"	arr.	22 35
"	dep.
MELBOURNE YARD	arr.

Bunnaloo or Caldwell and Burraboi or Perekerten may be opened as Telephone Block Posts. See General Appendix for instructions. Bunnaloo and Burraboi may be opened as Temporary Staff and Ticket Stations when required and published.

ECHUCA-MOULAMEIN-BALRANALD-Passenger Service.
Rail Motor Service withdrawn 10th November 1975. Secty's 75/3067.
Last Up trip ran 6th November 1975.

KORONG VALE-WEDDERBURN JUNCTION-WEDDERBURN.
Goods Service
Up

Down	174 Goods		Up	176 Goods
STATIONS	Mon. to Fri. ††		STATIONS	Mon. to Fri. ††
KORONG VALE ES dep. Wedderburn Junction ES †○ arr.	08 10 08 25	WEDDERBURN † dep. Wedderburn Junction † ES ○ arr.	09 35 09 55
WEDDERBURN † dep. arr.	175 08 45 09 05	KORONG VALE † ES dep. arr.	177 10 05 10 20

MARYBOROUGH-INGLEWOOD-KORONG VALE.
Goods Service.
Up

Down	267 Goods	269 Goods	Up	268 Goods	270 Goods
STATIONS	Mon. ††	Tue. to Fri. ††	STATIONS	Mon. ††	Tues. to Fri. ††
MARYBOROUGH ES dep. Bet Bet ES ○ arr. (See note, page 49)	14 45	17 50	KORONG VALE ES dep. Wedderburn Junction ES ○ arr.	10 00	14 40
DUNOLLY ES † dep. arr.	15 10	18 15	Kurting NC " dep. INGLEWOOD ES † arr.	10 15	14 55
Llanelly NC dep. INGLEWOOD † ES arr.	15 55	19 00 -186 19 30	Llanelly NC dep. DUNOLLY † ES arr.	10 40	15 30
Kurting NC dep. Wedderburn Junction ES ○ arr.	16 30	20 05	Bet Bet ES ○ dep. (See note, page 49)	10 50	16 30
KORONG VALE † ES dep. arr.	16 45	20 20	MARYBOROUGH ES dep. arr.	11 30	17 10
				12 05	

NOTE:—A regular road service operates each Thursday from Dunolly to Tarnagulla and Llanelly for perishable and small goods traffic. (Secty's. 73/778). Goods trains to be run only as arranged locally by Senior Train Controller, Ballarat.

The Double Line Block Telegraph System is in force on the Up and Down journey between Bendigo "C" (Williamson Street) and North Bendigo Junction. Marong is switched in as an Electric Staff Station when so arranged by the Train Controller, Bendigo, who must arrange for the Driver and Guard of each Down and Up train concerned to be advised. The Signaller at the staff station where the crews are instructed must make an entry to that effect in the Train Register Book. Leichardt, Wychitella or Buckrabanyule, Glenloth, Nullawil and Boigbeat may be opened as intermediate Block Posts as required. See General Appendix for instructions. Sandhurst is an unattended Electric Staff Post worked in accordance with the instructions in the General Appendix. Buckrabanyule may be opened as Staff Station when required and published.

BENDIGO-KORONG VALE-WYCHEPROOF-SEA LAKE-KULWIN.
Goods Service.

Down

STATIONS		173	181	179	177	185	269	187
		Goods	Goods.	Thro. Good.	Goods.	Goods	Goods.	Goods.
		Mon. to Fri. ††	Mon. to Fri. ††	Mon. to Fri. ††	Mon. to Fri. ††	Mon. to Fri. ††	Mon. to Fri. ††	Mon. to Fri. ††
MELBOURNE YARD	dep.							
BENDIGO	dep.			04 00		12 30		16 00
North Bendigo Junct. ES				04 10		12 40		16 10
Gas Company Sdg. NC								
Sandhurst NC								
(See note page 43)								
California Gully Sdg. NC								
Eaglehawk ES				04 30		13 00		16 30
Marong ES	arr.							
(See note page 43)								
Leichardt NC (See page 43)	dep.			04 50		13 20		16 50
Bridgewater ES	arr.				09 25 from Wedderburn	13 55		
	dep.			05 25		14 15		-188
					(As No. 176, Page 43)		19 25 from Maryborough (Page 51)	17 25
Inglewood ES	arr.					14 30	20 35	
						-270	-194	
Kurting NC	dep.			05 40		14 50	21 05	17 40
Wedderburn Junct. O	arr.				09 55			
	dep.			06 25	10 05	15 35	21 45	18 25
KORONG VALE ES	arr.			06 40	10 20	15 50	22 00	18 40
	dep.	01 30	04 30					
Wychitella NC (See page 43)	dep.	02 02	05 02					
Buckrabanyule								
(See note page 43)								
Barrakee NC								
Charlton ES	arr.							
	dep.	02 21	05 21					
Charlton Cattle Siding NC								
Teddywaddy NC								
Glenloth NC (See page 43)		02 41	05 41					
WYCHEPROOF ES †	arr.	02 55	05 55					
	dep.	03 00	06 00					
Grain Elevators Bd. Sdg. NC								
Dumosa NC								
Nullawil NC (See page 43)	arr.		06 45					
	dep.	03 45	07 00					
Warne NC								
Culgoa	arr.		07 27					
	dep.	04 12	07 40					
Berriwilllock †		04 35	08 00					
Boigbeat NC (See page 43)								
SEA LAKE †	arr.	05 15						
	dep.	05 30						
Ninda NC		05 49						
Nyarrin NC	arr.							
	dep.	06 08						
Nandaly	arr.	06 25						
	dep.	06 40						
Pier Milan NC		06 54						
Mittyack NC		07 16						
KULWIN NC †	arr.	07 45						

KULWIN-SEA LAKE-WYCHEPROOF-KORONG VALE-BENDIGO.
Goods Service.

UP

STATIONS		186	174		270	188	182
		Goods	Goods		Goods	Goods	Goods
		Mon. to Fri.	Mon. to Fri.		Tue. to Fri.	Mon. to Fri.	Mon. to Fri.
		††	††		††	††	††
KULWIN NC †	dep.	08 30
Mittyack NC
Pier Millan NC
Nandaly	arr.	09 40
"	dep.	10 05
Nyarrin NC
Ninda NC
SEA LAKE †	arr.	11 20
"	dep.	12 00
Boigbeat NC (see page 43)	09 00	12 45
Berriwillock †	09 30	..
Culgoa	arr.	09 50	13 15
"	dep.
Warne NC	10 25	..
Nullawil NC	arr.	10 45	13 50
(see note page 42)	dep.	11 05	14 10
Dumosa NC
Grain Elevator Bd. Sdg. NC	11 35	14 40
WYCHEPROOF † ES	arr.
"	dep.	13 05	15 15
Glenloth NC (see note page 42)	page	15 35
Teddywaddy NC
Charlton Cattle Siding NC	16 05
Charlton ES	arr.	14 05	16 30
"	dep.
Barrakee NC
Buckrabanyule	arr.
(see page 43)	14 35	17 00
"	dep.
Wychitella NC (see page 43)	15 20	17 45
KORONG VALE ES	arr.	16 00	18 45
"	dep.	07 00	08 10	..	13 45
Wedderburn Junct.	arr.	..	08 25	16 20	19 05
"	dep.	07 20	08 45	..	14 00
Kurting NC
Inglewood ES	arr.
"	dep.	08 05	To	..	14 40	17 05	19 50
Bridgewater ES	arr.	..	Wedderburn	17 20-187	..
"	dep.	08 20	(as No. 175	17 40	20 05
Leichardt NC (see page 43)	page 43)	..	To
Marong ES	arr.	Maryborough
(see note page 42)	dep.	09 05	(page 57)	18 25	20 50
Eaglehawk ES	..	09 25	18 45	21 15
California Gully Siding NC
Sandhurst NC ES (see page 43)	page
Gas Company's Siding NC	19 05	21 35
North Bendigo Junction ES	..	09 45	19 15	21 45
BENDIGO	arr.	09 55
"	dep.
MELBOURNE YARD	arr.
"	dep.

**BENDIGO-KORONG VALE-ULTIMA-ROBINVALE.
GOODS SERVICE
UP**

DOWN

STATIONS		193 Goods Mon. to Fri. ††	191 Goods Mon. to Fri. ††	STATIONS		192 Goods Mon. to Fri. ††	194 Goods Mon. to Fri. ††
MELBOURNE	dep.	ROBINVALE †	dep.	..	08 30
BENDIGO	arr.	<i>Bannerton</i>	08 30
"	dep.	..	02 30	<i>Annuello NC (See footnote)</i>	09 30
North Bendigo Junction ES	02 40	<i>Bolton NC</i>	10 15
(See note, page 42)	MANANGATANG †	arr.	..	10 45
Sandhurst NC	"	dep.	..	11 20
Eaglehawk ES	03 00	<i>Cocamba NC</i>	11 45
<i>Marong ES (See page 43)</i>	03 20	<i>Chinkapook NC</i>	11 45
<i>Leichardt NC (See page 43)</i>	<i>Chillingollah NC</i>	arr.	..	12 25
<i>Bridgewater ES</i>	arr.	(See footnote)	dep.	..	13 00
"	dep.	..	03 55	<i>Waitchie NC</i>	13 45
Inglewood ES	04 10	<i>Gowanford NC</i>	14 00
Kurting NC	ULTIMA † ES	arr.	..	14 15
<i>Wedderburn Junction O</i>	04 55	"	dep.	11 00	15 10
KORONG VALE ES	arr.	..	05 05	<i>Meatian NC (See footnote)</i>	arr.	11 55	15 45
"	dep.	00 30	06 00	<i>Lalbert (See footnote)</i>	arr.	12 15	16 00
<i>Borong NC</i>	arr.	"	dep.	13 10	16 25
<i>Mysia NC</i>	dep.	00 50	06 20	<i>Cannie NC (See footnote)</i>	arr.	13 25	17 00
G.E.B. Siding NC	<i>Quambatook ES</i>	arr.	14 00	19 55
BOORT ES	arr.	..	06 50	"	dep.	14 15	20 15
"	dep.	01 10	07 10	<i>Oakvale NC</i>	-269
<i>Barraport NC</i>	arr.	..	07 25	<i>Gredgwin NC</i>	21 00
"	dep.	01 25	07 40	<i>Barraport NC</i>	arr.	14 35	21 15
<i>Gredgwin NC</i>	BOORT ES	dep.	15 05	22 00
<i>Oakvale NC</i>	"	arr.	15 45	22 25
<i>Quambatook ES</i>	arr.	01 55	08 15	<i>G.E.B. Siding NC</i>	22 45
"	dep.	02 15	08 30	<i>Mysia NC</i>	arr.	..	22 55
<i>Cannie NC (See footnote)</i>	arr.	02 55	09 15	"	dep.
<i>Lalbert (See footnote)</i>	dep.	03 10	09 30	<i>Borong NC</i>
<i>Meatian NC (See footnote)</i>	arr.	04 00	10 20	KORONG VALE ES	arr.
ULTIMA ES †	"
"	dep.	04 30	..	<i>Wedderburn Junction O</i>	dep.
<i>Gowanford NC</i>	"	arr.
<i>Waitchie NC</i>	<i>Kurting NC</i>	dep.
<i>Chillingollah NC</i>	arr.	05 30	..	<i>Inglewood ES</i>	arr.
(See footnote)	dep.	05 50	..	"	dep.
<i>Chinkapook NC</i>	<i>Bridgewater ES</i>	arr.
<i>Cocamba NC</i>	"	dep.
MANANGATANG †	arr.	06 05	..	<i>Leichardt NC (See page 42)</i>
"	dep.	06 20	..	<i>Marong ES (See page 42)</i>
<i>Bolton NC</i>	<i>Eaglehawk ES</i>	arr.
<i>Annuello NC (See footnote)</i>	..	07 00	..	"	dep.
<i>Bannerton</i>	<i>Sandhurst NC</i>
ROBINVALE †	arr.	08 00	..	<i>North Bendigo Junction ES</i>
"	BENDIGO	arr.
"	"	dep.
"	MELBOURNE	arr.

NOTE:-Cannie, Meatian, Lalbert, Chillingollah and Annuello may be opened as Intermediate Block Posts as required. See General Appendix for instructions.

CASTLEMAINE-MARYBOROUGH.
Goods Service.

Down

STATIONS		123 Goods Tues. to Sat.	119 Goods Mon. to Fri. ††	125 Goods Mon. to Fri. ††
MELBOURNE YARD.	dep. . .	From Bendigo Mon. to Fri. as No. 122	From Bendigo as No. 118	..
CASTLEMAINE ES	arr. . .	00 50	10 30	..
Maldon Junct. NC ES (See footnote).	dep. . .	01 10 A	10 45	11 45
Guildford NC (See footnote)	arr.
"	dep. . .	01 30	11 05	12 08
Newstead ES	arr. . .	01 50	11 30	12 15
"	dep. . .	01 55	11 40	12 35
Moolort NC (See footnote)	arr.	12 55
"	dep. . .	02 20	12 10	13 20
Carisbrook O ES (See footnote)	arr.	13 30
MARYBOROUGH ES	dep. . .	02 35	12 30	13 45
"	arr. . .	02 55	12 50	14 00
"	dep.	14 20

A-Attach Maryborough loading off No. 9057 Through Goods due Castlemaine 22 35.

UP

STATIONS		116 Goods Mon. to Fri. ††	124 Goods Mon. to Fri. ††	120 Goods Mon. to Fri.
MARYBOROUGH ES	dep. 05 30	..	06 30	20 05
Carisbrook O ES (See footnote)	arr.	06 40	..
Moolort NC	dep. 05 39	..	07 15	20 14
(See footnote)	arr.	07 35	..
Newstead ES	dep. 05 55	..	07 55	20 30
"	arr. 06 15	..	08 24	20 50
Guildford NC	dep. 06 20	..	09 00	20 55
(See footnote)	arr.	09 22	..
Maldon Junct. NC ES (See footnote)	dep. 06 38	..	09 42	21 13
CASTLEMAINE ES	arr. 07 00	..	10 20	21 35
"	dep. 07 10	21 45
MELBOURNE YARD	arr.	To Bendigo as No. 121

Maldon Junction is an unattended Electric Staff Station Worked in accordance with instructions in the General Appendix.

Guildford and **Carisbrook** or **Moolort** may be worked as Intermediate Block Posts when required. See General Appendix for instructions.

Carisbrook is switched in as an Electric Staff Station at times as arranged by the Train Controller Ballarat, but before doing so, the Train Controller must arrange for the Driver and Guard of each Down and Up train to be advised. The signalman at the Staff Station where the crews are instructed must make an entry to that effect in the Train Register Book.

BALLARAT-ALLEDALE.
Up

Down

STATIONS					STATIONS		
BALLARAT	dep.	Allendale NC	dep.	..
NorthBallaratJunctionESNC	dep.	North Creswick † ES NC	arr.	..
Creswick ES	arr.	(See note)	dep.	..
	dep.	Creswick ES	arr.	..
North Creswick ES † NC	arr.		dep.	..
(See note)	dep.	NorthBallaratJunctionESNC
Allendale NC	arr.	BALLARAT	arr.	..

NOTE:—For Special instructions governing the signalling arrangements at North Creswick, see General Appendix.

The Double Line Block Telegraph System is in force on the Up and Down journey between Lydiard Street Box "B" and North Ballarat Box "C".

S.E.C. Siding is an unattended Electric Staff Station worked in accordance with instruction shown in the General Appendix.

MARYBOROUGH-AVOCA-ARARAT.
Goods Service.
Up

Down

STATIONS		251 Goods	253 Goods	STATIONS		252 Goods	254 Goods
		Mon. ††	Mon. to Fri. ††			Mon. ††	Mon. to Fri. ††
MARYBOROUGH †	dep.	08 30	12 05	ARARAT †	dep.	..	03 30
Avoca NC	arr.	09 30	..	Elmhurst NC	arr.
(See note)	dep.	..	12 50	Avoca NC	dep.
Elmhurst NC	arr.	(See note)	dep.	10 30	05 50
	dep.	MARYBOROUGH †	arr.	11 30	06 30
ARARAT †	arr.	..	03 00				

NOTE:—Avoca may be opened as an Intermediate Block Post as required. See General Appendix for instructions

AVOCA-ARARAT Section of line closed 8th July, 1959 (Sec's 59/4995).
Re-opened 29th October, 1966 (Sec's 65/143).

Last day of running of Passenger Train (Rail Motor), Saturday 4th May 1957, Sec's 56/5925.

WAUBRA JUNCTION-WAUBRA.
WAUBRA JUNCTION-BALLARAT RACECOURSE PLATFORM.

That section of the Waubra Junction-Waubra line beyond 131.369 kilometres, closed on 31st January 1968, (Sec's 65/2661)—Last train ran 31.1.68

The Waubra Junction-Ballararat Racecourse Platform line closed on 17th April 1970, (Sec's 69/934)—Last train ran 19th March 1970.

BLOCK NOTES-MARYBOROUGH-MILDURA

NOTE:—Sutherland, Litchfield, Curyo, Lascelles, 450.207 kilometres (formerly Bronzewing), Kiamal and Nowingi may be opened as Intermediate Block Posts as required. See the General Appendix for instructions.

Emu, Sutherland, Litchfield and Curyo may be switched in as Electric Staff Stations when so arranged by the Train Controller Ballarat, who must arrange for the Engineman and Guard of each Down and Up train concerned to be advised. The Signaller at the Staff Station where the Crews are instructed must make an entry to that effect in the Train Register Book.

Note: No. 9141 and No. 9118 Express Goods are to consist of the following vehicles: VICTORIAN STOCK—Victorian Bogie Goods Vehicles as stated, listed in the Working Time-table Addenda. SOUTH AUSTRALIAN STOCK—South Australian Bogie Goods Vehicles as listed in the Working Time-table Addenda. NEW SOUTH WALES—N.S.W. Bogie Goods Vehicles as listed in the Working Time-table Addenda. WESTERN AUSTRALIAN STOCK—West Australian Bogie Goods vehicles as listed in the Working Time-table Addenda. AUSTRALIAN NATIONAL STOCK—Australian National Bogie Goods Vehicles as listed in the Working Time-table Addenda.

**BALLARAT-MARYBOROUGH-DONALD
Goods Service**

Down

STATIONS		221	117	9155	225	9105	227	229
		Goods	Fast Goods	Fast Goods	Goods	Fast Goods	Fast Goods	Goods
		Mon. to Fri. ††	Mon. to Fri.	Mon. to Thur.	Tue. to Fri.	Mon.	Tues., Thur.	Mon. to Fri. ††
MELBOURNE YARD	dep.	23 00	ex North Geelong	ex North Geelong
BALLARAT	arr.	03 00	..	05 00	05 10	06 10
Nth. Ballarat Jct. NC ES	dep.	22 10	01 50	04 05	05 25	05 25	06 30	09 00
S.E.C. Siding NC ES	..	22 14	01 55	04 10	05 40-226DL	05 40	06 42-232	09 04
(See note, page 49)
Creswick ES	arr.	..	02 20-240	04 35	06 05	06 05
		-228		-8110,226	-9140,232	-9140		
Nth. Creswick NC	dep.	22 40	02 30	05 15	06 20	06 20	07 04	09 30
(See note, page 49)	arr.
Clunes ES	dep.
	arr.	-224	-232	09 55-222
Talbot ES ○	dep.	23 10	02 55	05 40	06 50	06 50	07 30	10 05
	arr.	..	03 15-226,
MARYBOROUGH ES	dep.	23 30	04 05 8110	06 05	07 15	07 15	07 55	10 35
	arr.	23 50	04 30	06 35	07 40	07 40	08 20	11 00
		-8143,240						-286
		Tue. to Sat. ††						
Bet Bet ○	dep.	01 45	..	07 20	10 30	..	08 50	12 00
	arr.
DUNOLLY ES	dep.	07 45-222	11 00	12 30-9276
	arr.	08 05	11 35	..	09 20	13 10
Goldsborough NC	dep.	02 10	To
	arr.	..	Bendigo
Bealiba ES ○	dep.	02 40-8110	as	..	12 05	13 40
	arr.	..	No. 116	..	-9276	-9196
Emu ES ○	dep.	03 10	..	08 35	12 45	..	09 45	14 30
(See note, page 49)	arr.
ST. ARNAUD ES	dep.	13 30-9196	15 15
	arr.	13 45	..	10 15	15 35
Sutherland NC ES	dep.	03 55	..	09 20
(See note, page 49)	arr.
Swanwater NC	dep.
Cope Cope ES ○	arr.	9276	16 15-228
Donald Freezing Works Sdg. NC	dep.	04 30	..	10 00	14 30	..	11 00	16 25
BP and Mobil Siding NC
DONALD ES	arr.	04 55	..	10 20	14 50	..	11 20	16 45
		-9276
"	dep.	06 20	..	11 05	12 45	17 15
Continued on page		52	48	52			53	53

**BALLARAT-MARYBOROUGH-DONALD
Goods Service**

Down

STATIONS		269 Goods Mon. to Fri. ††	239 Fast Goods Mon., Wed. (Tues., Thur., Fri. ††)	9141 Express Goods Mon. to Thur. (See Note)
MELBOURNE YARD	dep.		ex Geelong	17 00
BALLARAT	arr.		15 25	20 05
Nth. Ballarat Jct. NC ES	dep.		16 45	20 20
S.E.C. Siding NC ES			16 50	20 23
(See note, page 49)				
Creswick ES	arr.			
Nth. Creswick NC	dep.		17 15	20 40
(See note, page 49)	arr.			
Clunes ES	dep.			
Talbot ES ○	arr.		17 40	21 00
	dep.			-228
MARYBOROUGH ES	arr.		18 00	21 17
Bet Bet ○	dep.	19 25	18 20	21 35-224
	arr.		18 30	21 50
DUNOLLY ES	dep.			
Goldsborough NC	arr.			22 10-240
Bealiba ES ○	dep.	19 55	18 56	22 20
Emu ES ○	arr.			
(See note, page 49)	dep.		To Korong Vale (Page 42)	-228
ST. ARNAUD ES	arr.		19 22	22 45-9118
Sutherland NC ES	dep.			22 55
(See note, page 49)	arr.			
Swanwater NC	dep.		20 00	23 20
Cope Cope ES ○	arr.			
Donald Freezing Works Sdg. NC	dep.			
BP and Mobil Siding NC	arr.			
DONALD ES	dep.			
	arr.			-240
	dep.		20 30	-226
	arr.			23 43
	dep.		20 55	23 55
	arr.		-226, 9118	Tue. to
	dep.		21 50	Fri.
				00 20
Continued on page			53	52

Note: No. 9141 is to be limited to 500 tonnes for 'B' Class or 350 tonnes for 'T' Class locomotives.

**DONALD-MILDURA
Goods Service**

Down

STATIONS		9141 Express Goods Mon. to Thur.	221 Goods Mon. to Fri. ††	287 Goods Mon. to Fri.	291 Goods Mon. to Fri. ††		9155 Goods	
DONALD ES	arr.	23 50	04 55	10 20	
		Tue. to Fri.					-9276	
	dep.	00 20	06 20	11 05	
Litchfield NC ES	arr.	
(See note, page 49)	dep.	
Massey NC	arr.	
	dep.	
Watchem ES	arr.	00 50-8110	06 55	
	dep.	01 20	07 25	11 40	
Morton Plains NC	arr.	
	dep.	
BIRCHIP ES	arr.	..	07 45	12 10-228	
	dep.	01 39	08 05	12 45	
Kinnabulla NC	arr.	
Curyo NC ES	arr.	
(See note, page 49)	dep.	-222	
	dep.	01 55	13 00	
Watchupga NC	arr.	
	dep.	
WOOMELANG ES	arr.	
	dep.	02 13	08 50	13 25	
Lascelles	arr.	..	09 05	
	dep.	02 25	09 15	13 40	
Gama NC	arr.	
	dep.	
Turiff NC	arr.	
	dep.	
Speed ES ○	arr.	..	09 45	14 20	
		-9276	
	dep.	02 50	10 05	14 40	
Tempy	arr.	
	dep.	
450.207 km (Bronzewing)	arr.	
(See note, page 49)	dep.	
Nunga NC	arr.	
	dep.	
OUYEN ES	arr.	03 25	10 55	15 30	
	dep.	03 40	
Kiamal	arr.	
(See note, page 49)	dep.	
Hattah ES ○	arr.	04 10	
	dep.	04 15	
Nowingi NC	arr.	
(See note, page 49)	dep.	
Carwarp ES ○	arr.	04 45	
	dep.	04 50	
Redcliffs ES	arr.	05 10-288	
	dep.	05 25	
Irymple ES	arr.	
	dep.	05 35	..	13 50	15 42	
Mildura Live Stock Sdg. NC	
Sarnia Packing Co. Sdg. NC	
Caltex Oil Co. Siding NC	
Mildura Co-op. Fruit Co.	
Siding NC	
MILDURA ES	arr.	05 45	..	14 05	16 00	..	23 15	18 00

**DONALD-MILDURA
Goods Service**

Down

STATIONS		227 Fast Goods Tues., Thur.	229 Goods Mon. to Thur. ††	239 Through Goods Mon., Wed. (Tues., Thur., Fri. ††)
DONALD ES	arr.	11 20	16 45	20 50-226,
		-9196		9118,240
	dep.	12 45	17 15	21 50
Litchfield NC ES	arr.	..	17 30	..
(See note, page 49)	dep.	..	17 50	..
Massey NC	arr.	..	18 05	..
	dep.	..	18 25	..
Watchem ES	arr.	13 15-228	18 40-226,	..
	dep.	13 30	19 35 240	22 20
Morton Plains NC	arr.
	dep.
BIRCHIP ES	arr.	..	20 00	..
	dep.	14 00	20 30	22 40
Kinnabulla NC	arr.
Curyo NC ES	arr.	..	20 55	..
(See note, page 49)	dep.	14 20	21 15	23 00
Watchupga NC	arr.
	dep.
WOOMELANG ES	arr.	..	21 40	23 30
		-8110, 222
		Tue., Thur.,
		(Wed., Fri.,
		Sat. ††)
	dep.	14 45	22 00	01 20
Lascelles	arr.	..	22 15	..
	dep.	15 00	22 35	..
Gama NC	arr.	..	22 45	..
	dep.	..	23 00	..
Turiff NC	arr.
	dep.
Speed ES ○	arr.	..	23 20-222,	-9276
	dep.	15 30-9155,	23 45 8110	02 05
Tempy	arr.	226
	dep.
450.207 km (Bronzewing)	arr.
(See note, page 49)	dep.
Nunga NC	arr.	..	Tue. to	..
	dep.	..	Fri. ††	..
OUYEN ES	arr.	16 25	00 45	02 45
		-240
	dep.	16 45	..	02 50
Kiamal	arr.
(See note, page 49)	dep.
Hattah ES ○	arr.	17 30	..	03 25
		-9118
	dep.	18 05	..	03 35
Nowingi NC	arr.	18 30
(See note, page 49)	dep.
Carwarp ES ○	arr.
	dep.	04 10
Redcliffs ES	arr.
	dep.	04 40
Irymple ES	arr.
	dep.	04 50
Mildura Live Stock Sdg. NC
Sarnia Packing Co. Sdg. NC
Caltex Oil Co. Siding NC
Mildura Co-op. Fruit Co.
Siding NC
MILDURA ES	arr.	05 00

MILDURA-DONALD
Goods Service

UP

STATIONS	222 Fast Goods		9276 Goods		288 Goods		228 Goods	
	Tues., Thur. (See Note A)		Mon. to Thur.		Mon. to Fri. ††		Tues. & Thur. (Mon., Wed., Fri. ††)	
MILDURA ES dep.			20 00			04 15		
Mildura Co-op. Fruit Co. Sdg. NC								
Caltex Oil Co. Sdg. NC								
Sarnia Packing Co. Sdg. NC								
Mildura Live Stock Sdg. NC								
Irymple ES arr.								
Redcliffs ES dep.			20 10			04 25		
arr.			20 25			04 35		
dep.			21 05			06 15		
Carwarp ES ○ arr.			21 30-9155					
dep.			22 40-8110			No. 289 to Meringur (Page 58)		
Nowingi NC arr.								
(See note page 49) dep.	19 45							
Hattah ES ○ arr.			23 20					
	-9155							
Kiamal NC dep.	20 15		23 25					
(See note, page 49) arr.			Tues. to					
OUYEN ES dep.			Fri.					
arr.	21 10-8110		00 10					
	Sun., Tue., Thur. (Mon., Wed. Fri. ††)							
Nunga NC dep.	22 00		00 55				08 00	
450.207 km (Bronzewing) arr.								
(See note, page 49) dep.								
Tempy arr.								
Speed ES ○ dep.								
arr.	22 55		01 40				08 55	
	Mon., Wed., Fri. (Tue., Thur. Sat. ††)		-9141,239				-221	
Turriff NC dep.	00 15		02 55				09 50	
Gama NC arr.								
Lascalles dep.								
WOOMELANG ES arr.	00 55		03 20				10 25	
dep.							10 55	
	-239						11 10	
Watchupga NC dep.	01 15		03 40				11 35	
Curyo NC ES arr.	01 45-9141		04 15-8143					
(See note, page 49) dep.	02 00		04 30				12 05	
Kinnabulla NC arr.								
BIRCHIP ES dep.								
arr.	02 30		04 55				12 35-9155	
Morton Plains NC dep.	03 00		05 15				12 55	
Watchem ES arr.	03 25-8143							
dep.	03 55		05 35				13 25-227	
Massey NC arr.							13 55	
Litchfield NC ES dep.								
(See note, page 49) arr.								
DONALD ES dep.	04 40		06 15				14 45	
			-9155,221					
	05 20		10 30				16 00	
Continued on page	56		57					57

Note A-No. 222is to be restricted to 50 km/h when wagons loaded with gypsum are attached.

MILDURA-DONALD
Goods Service

UP

STATIONS	286 Goods Mon. to Fri.	226 Goods Mon. to Fri. ††	240 Through Goods Tue., Thur. (Mon., Wed., Fri. ††	9118 Express Goods Mon. to Fri.	9242 Fast Goods Fri.		
MILDURA ES dep.	12 30	..	15 00	16 10	16 40
Mildura Co-op. Fruit Co. Sdg. NC
Caltex Oil Co. Sdg. NC
Sarnia Packing Co. Sdg. NC
Mildura Live Stock Sdg. NC
Irympie ES arr.	12 45	16 20	16 55
Redcliffs ES dep.	15 10	16 35	17 20
arr.	16 45	17 30-9155
Carwarp ES O dep.	15 19	17 00	17 55
arr.	17 15-9155	18 15
Nowingi NC dep.	15 35	17 25	18 30
arr.
(See note, page 49) dep.
Hattah ES O arr.	-227
dep.	16 05	17 55	19 05
Kiamal NC arr.
(See note, page 49) dep.
OUYEN ES arr.	16 35-227,	18 25-9155	19 35-231
dep.	..	13 30	17 05 9155	18 30	20 50
Nunga NC
450.207 km (Bronzewing) arr.
(See note, page 49) dep.
Tempy arr.
Speed ES O dep.	..	14 30
arr.	21 50
Turriff NC dep.	..	-9155, 227	..	-231
arr.	..	15 35	17 40	19 05	22 00
dep.
Gama NC arr.
dep.
Lascelles arr.	..	16 15
dep.	..	16 30	18 05	19 30	22 40
WOOMELANG ES arr.	..	16 45-231
dep.	..	17 15	18 20	19 45	23 00
Watchupga NC
Curyo NC ES arr.
(See note, page 49) dep.	..	17 45	18 40	20 05	23 30
Kinnabulla NC arr.
dep.
BIRCHIP ES arr.	-229
dep.	..	18 15	19 00	20 25	23 55
Morton Plains NC
Watchem ES arr.	..	18 45-229,	-229, 226	..	Sat.
dep.	..	20 00 240	19 20	20 45	00 15
Massey NC
Litchfield NC ES arr.
(See note, page 49) dep.
DONALD ES arr.	..	20 40	19 55	21 15	00 55
dep.	..	-9118, 239	..	-226, 239	Sun.
arr.	..	23 10	20 00	21 35	23 00
Continued on page		56	57	56	56		

DONALD-MARYBOROUGH-BALLARAT.
Goods Service

UP

STATIONS		9118 Express Goods Mon. to Fri.	232 Fast Goods Sat.	232 Goods Tues. to Fri.	226 Goods Mon. to Fri. ††	222 Fast Goods Mon., Wed., Fri. (Tues., Thur., Sat. ††)	118 Through Goods Mon. (Mon. to Fri. ††)
DONALD ES	arr.	21 15	00 55	..	20 40	04 40	..
	dep.	21 35	Sun. 23 00	..	-9118,239 23 10	05 20	..
B.P. & Mobil Siding NC
Donald Freezing Works Sdg. NC
Cope Cope ES ○	arr.	23 30-9141
	dep.	21 45	23 18	..	23 55	05 42	..
Swanwater NC	arr.
	dep.
Sutherland NC ES	arr.	Tue. to Sat. ††
(See note, page 49)	dep.	22 00
ST. ARNAUD ES	arr.
	dep.	22 15	23 55	..	00 35	06 30	..
Emu ES ○	arr.
(See note, page 49)	dep.
Bealiba ES ○	arr.	01 25
	dep.	-9141 22 50	Mon. 00 45	..	-8143 01 40	07 30	..
DUNOLLY ES	arr.	..	01 10-8143	..	02 05-221	-9155 08 00	..
Bet Bet ○	arr.	..	01 20	..	02 15
	dep.
MARYBOROUGH ES	arr.	23 40	02 45
	dep.	-221 Tues. to Sat.	08 40	12 50
Talbot ES	arr.	00 00	01 50	04 35	02 55	-227 09 00	13 15
	dep.	00 20
	arr.	-8143 00 35	02 20	05 05	-117 03 20	-231	13 40
Clunes ES	arr.	..	02 45-117	05 30-9155	03 50-8110	-229	..
	dep.	00 55	03 00	05 45	04 45	10 02	14 05
Nth Creswick NC	arr.
(See note, page 49)	dep.
Creswick ES	arr.
	dep.	01 15	03 30	-9105,225 06 15	-9155 05 10	10 35	14 35
S.E.C. Siding NC ES
(See note, page 49)
Nth. Ballarat Jct. NC ES	..	01 35	03 55	06 40-227	05 35-9105,	11 07	15 00
BALLARAT	arr.	01 40	04 00	06 45	05 40 225	11 10	15 05
	dep.	02 45	07 10	08 30	..	11 50	..
	To North Geelong	To North Geelong	..
MELBOURNE YD.	arr.	05 45

**OUYEN-PINNAROO.
PASSENGER SERVICE.**

A service is provided by a Road Operator between Ouyen and Pinnaroo. Secty's. 66/5263. The last passenger train (Diesel Rail Car) operated on Friday 1.11.68.

**OUYEN-PINNAROO.
GOODS SERVICE.
Up**

Down				Up			
STATIONS		281 Goods Mon. to Fri. ††	283 Goods Thur. ††	STATIONS		282 Goods Mon. to Fri. ††	284 Goods Thur. ††
OUYEN †	dep.	05 00	17 05	PINNAROO †			
Galah NC	arr.	" (C.S. Time)	dep.	12 30	..
(See footnote)				" (E.S. Time)	dep.	13 00	..
Walpeup NC †	dep.	05 25	17 30	Panitya (See footnote)	arr.	13 14	..
"	arr.	05 57	18 00	Carina NC	dep.	13 24	..
Torrta (See footnote)	dep.	06 17	18 05-282	"	arr.	13 41	..
"	arr.	06 32		MURRAYVILLE †	dep.	13 51	..
Underbool †	dep.	06 42	18 20	"	arr.	14 05	..
"	arr.	07 03		Cowangie	dep.	14 35	..
Linga NC	dep.	07 33	18 40	(See footnote)	arr.	15 06	..
"	arr.	07 52		Tutye NC	dep.	15 26	20 45
534.243 kilometres (Boinka)	arr.	08 02	18 58	"	arr.	15 26	20 45
(See footnote)	dep.	08 20	..	534.243 kilometres (Boinka)	dep.	15 43	21 05
Tutye NC	arr.	08 45	..	(See footnote)	arr.	15 43	21 05
"	dep.	08 50	19 35	Linga NC	dep.	16 04	..
Cowangie	arr.	09 05	19 50	"	arr.	16 04	..
(See footnote)	dep.	09 30		Underbool †	dep.	16 24	21 45
MURRAYVILLE †	arr.	10 07	..	"	arr.	16 42	22 05
"	dep.	10 37	..	Torrta (See footnote)	dep.	17 10	22 05
Carina NC	arr.	10 54	..	"	arr.	17 34	22 30
"	dep.	10 59	..	Walpeup NC †	dep.	17 55-283	22 30
Panitya (See footnote)	arr.	11 17	..	"	arr.	18 10	22 50
"	dep.	11 27	..	Galah NC	dep.	18 10	22 50
PINNAROO †				(See footnote)	arr.	18 37	23 20
" (E.S. Time)	arr.	11 45	..	OUYEN †	dep.	19 05	23 45
" (C.S. Time)	arr.	11 15	..	"	arr.	19 05	23 45

Galah, Torrta, 534.243 kilometres (formerly Boinka), Cowangie, and Panitya may be opened as Intermediate Block Posts as required: See General Appendix for Instructions.

**REDCLIFFS-MERINGUR.
Up**

Down				Up			
STATIONS		289 Goods Tue., Thurs. †† (See Note A)		STATIONS		290 Goods Tue., Thurs. †† (See Note A)	
		From Mildura as No. 288					
REDCLIFFS †	arr.	05 15	..	MERINGUR NC †	dep.	11 30	..
"	dep.	06 15	..	Yarrara NC	arr.	11 47	..
Pirlita NC	arr.	07 18	..	"	dep.	11 55	..
"	dep.	07 23	..	Werrimull NC (See footnote)	arr.	12 28	..
Merrinee NC (See footnote)	arr.	07 41	..	"	dep.	12 55	..
"	dep.	07 50	..	Karawinna NC	arr.	13 14	..
Karawinna NC	arr.	08 10	..	"	dep.	13 25	..
"	dep.	08 20	..	Merrinee NC (See footnote)	arr.	13 45	..
Werrimull NC (See footnote)	arr.	08 40	..	"	dep.	14 05	..
"	dep.	09 20	..	Pirlita NC	arr.	14 23	..
Yarrara NC	arr.	09 53	..	"	dep.	14 28	..
"	dep.	10 05	..	REDCLIFFS †	arr.	15 35	..
MERINGUR NC †	arr.	10 25	..	"	dep.	15 35	..
						To Mildura as No. 291	

Merrinee or Werrimull may be opened, when required as a Telephone Block Post. See General Appendix for instructions.

A—On alternate Thursdays, (2nd in period) a road vehicle will operate between Redcliffs and Meringur for parcels and goods. (Road service originally introduced on alternate Tuesdays commencing 23/7/68).

MERINGUR-MORKALLA.

Meringur-Morkalla section closed for traffic as from 19/3/64, (Sec's. 63/12341).

MILDURA-MERBEIN-YELTA.

Down

Up

STATIONS		293 Goods Mon. to Fri.	295 Goods Mon. to Fri. ††	STATIONS	294 Goods Mon. to Fri.	296 Goods Mon. to Fri. ††
MILDURA †	dep.	06 30	11 30	YELTA NC †	dep.	09 00
Mildura Oil Siding NC (Shell, Esso, Mobil)				Merbein	arr.	13 45
Merbein	arr.	07 05	12 05		dep.	14 10
	dep.	07 25	12 45	Mildura Oil Siding NC (Shell, Esso, Mobil)		15 10
YELTA NC †	arr.	07 50	13 10	MILDURA †	arr.	15 35

**MELBOURNE-MILDURA
"MILDURA SUNLIGHT"**

Daylight Passenger Train Services were introduced between Melbourne and Mildura on Tuesday, 3rd September, 1957 (W.T.T. 67/57) operating as follows:-

- 0750 Melbourne to Mildura, Tuesday, Wednesday, Thursday.
- 2100 Melbourne to Mildura, Friday and Sunday (Night train).
- 0910 Mildura to Melbourne, Tuesday, Wednesday, Thursday.
(Altered depart 0840., 14th February, 1966.)
- 2055 Mildura to Melbourne, Friday and Sunday (Night train).

NIGHT PASSENGER TRAIN SERVICES RE-INTRODUCED

Commencing on Monday, 1st May, 1967 the night passenger service was reintroduced between Melbourne and Mildura (W.T.T. 33/67) to the following schedule:-

- 2105 Melbourne to Mildura, Mondays to Thursdays.
- 2120 Melbourne to Mildura, Friday and Sunday.
- 2130 Mildura to Melbourne, Sundays to Fridays.

"THE VINELANDER"

"The Vinelander" was introduced into service as a named train with Twinette and Roomette (A. 1293/72) Sleeping carriages attached:-

- ex Melbourne-Tuesday, 8th August, 1972.
- ex Mildura-Wednesday, 9th August, 1972.

A MiniBuffet "MRS" carriage (A. 746/77), was introduced into the consist of "The Vinelander":-

- ex Melbourne-Monday, 18th August, 1977.
- ex Mildura-Tuesday, 19th August, 1977.

MotoRail

The MotoRail system of car transport between Melbourne and Mildura was introduced on Friday, 16th August, 1968 (A. 1238/68). For Rates and Car Dimensions see Working Time-Table Addenda pages 50 to 52.

SUMMARY OF FREIGHT CENTRES.

Freight Centres have been established at the following locations:

WOODEND (A.409/78)

Monday, 26th June, 1978.

Last Goods Train ran Tuesday, 2nd May, 1978.

BENDIGO (A.819/78)

Tuesday, 10th October, 1978.

Last regular Goods Train ran to Korong Vale on Monday, 4th December, 1978.

Last regular Goods Train ran to Robinvale on Friday, 3rd November, 1978.

Last regular Goods Train ran to Sea Lake on Monday, 4th December, 1978.

KERANG (A.821/78)

Tuesday, 24th October, 1978.

SWAN HILL (A.823/78)

Tuesday, 31st October, 1978.

Last regular Goods Train ran to Cohuna on Monday, 6th November, 1978.

ECHUCA (A.583/78)

Tuesday, 26th September, 1978.

Last regular Goods Train ran to Deniliquin on Monday, 25th September, 1978.

Last regular Goods Train ran to Balranald on Friday, 3rd November, 1978.

CASTLEMAINE (A.962/78)

Tuesday, 7th November, 1978.

MARYBOROUGH (A.1102/78)

Tuesday, 28th November, 1978.

Last regular Goods Train ran to Avoca on Saturday, 25th November, 1978.

DONALD (A.1098/78)

Tuesday, 21st November, 1978.

OUYEN (A.1100/78)

Tuesday, 12th December, 1978.

Last regular Goods Train ran to Pinnaroo on Friday, 15th December, 1978.

MILDURA (A.964/78)

Tuesday, 31st October, 1978.