

VICTORIAN RAILWAYS, KOROIT AND BELFAST LINE.

*Koroit
to Port Fairy*

CONSTRUCTION BRANCH RECORD ONLY
NOT AMENDED TO DATE
SEE NOTE ON COVER.

SCALE. 10 CHAINS TO AN INCH

CONTRACT N^o 2938.
N^o 1.

C O U N T Y O F V I L L I E R S
P a r i s h o f K o r o i t



Note. Error of 10 lks in excess in chainage between 27m.1c and 27m.2c.
From 27m.2c. add 10 lks. to Local Mileage to get true Mileage.

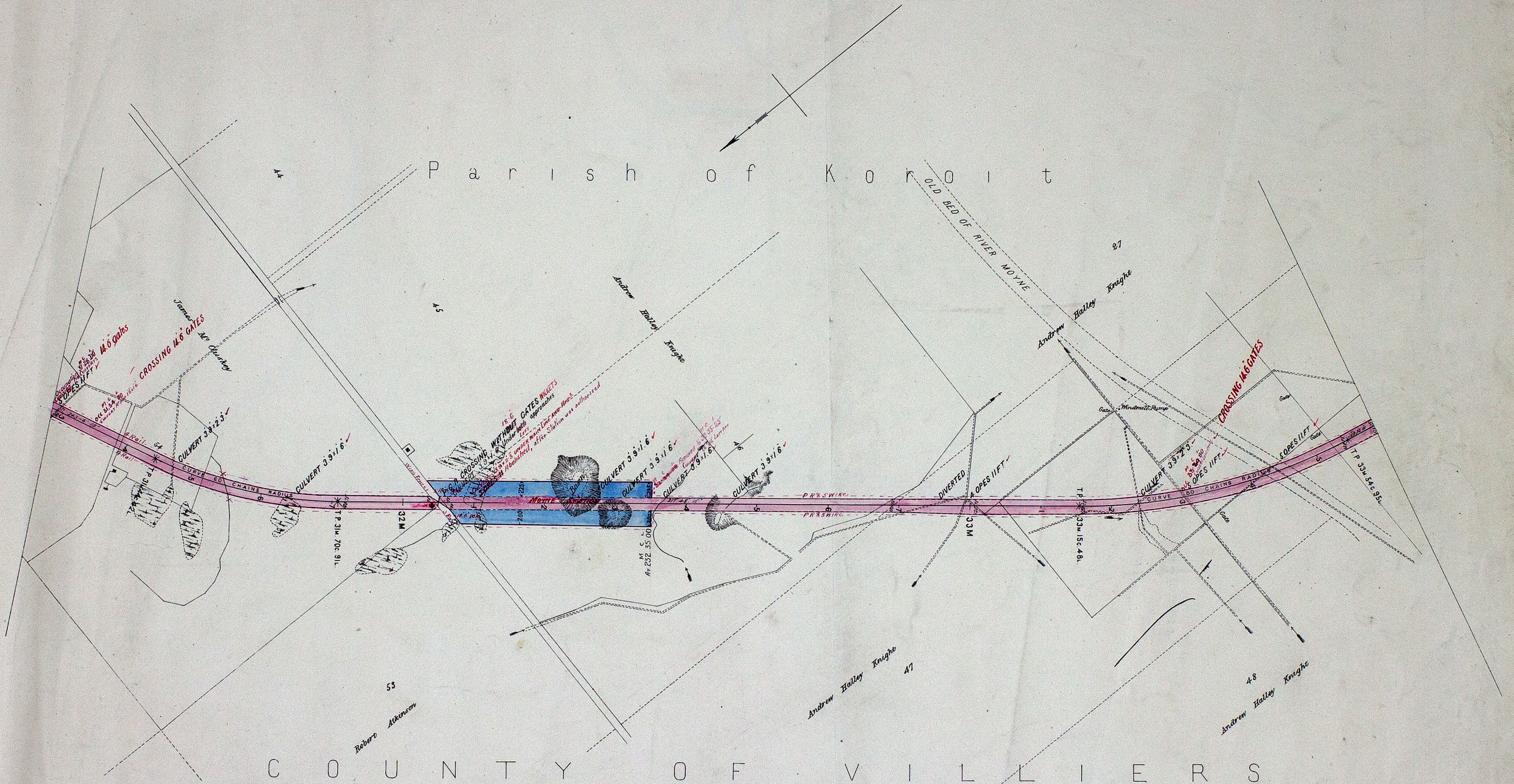
ENGINEER'S COPY.



VICTORIAN RAILWAYS, KOROIT AND BELFAST LINE.

SCALE. 10 CHAINS TO AN INCH

CONTRACT N^o 2938.
N^o 3.

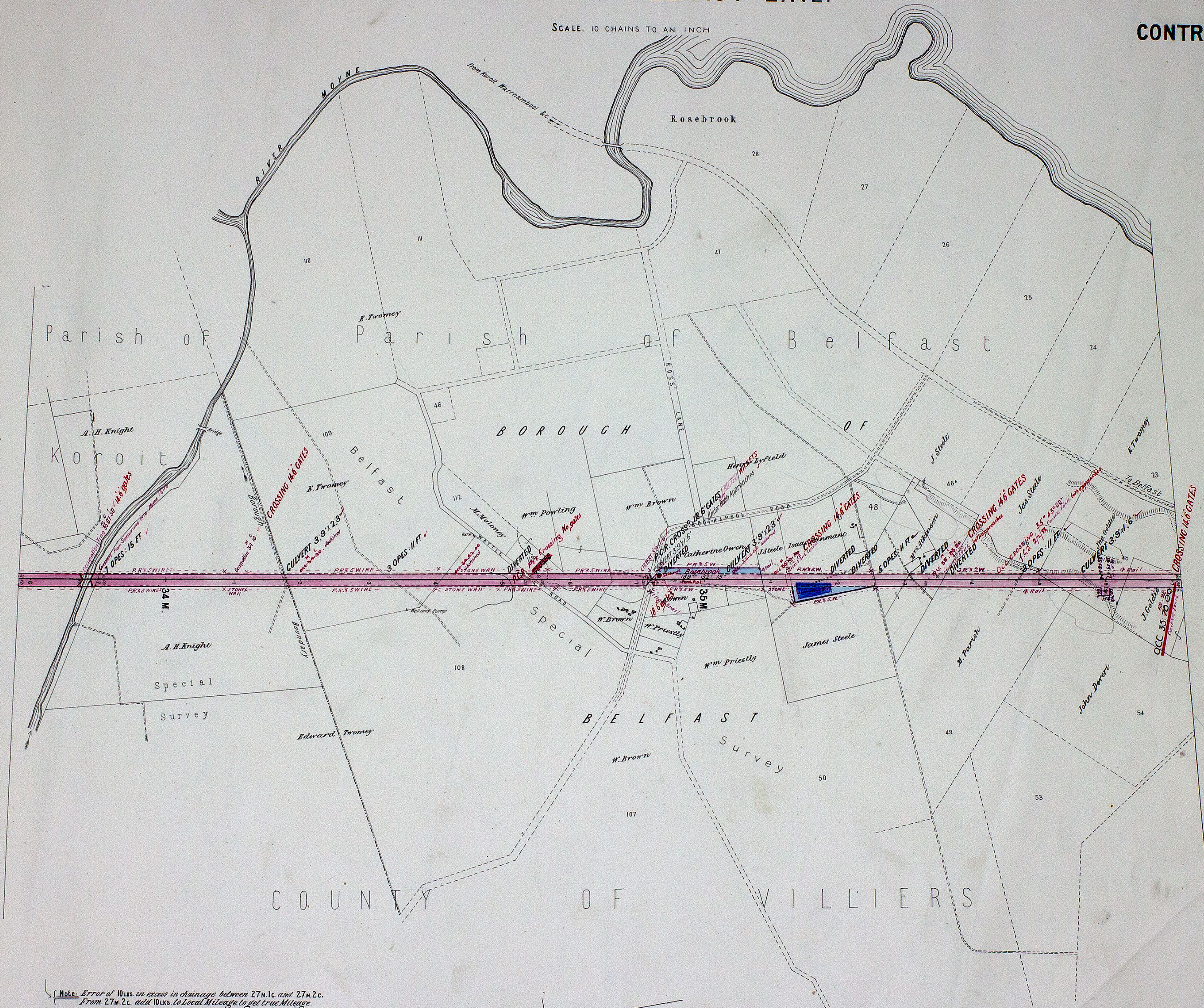


Note. Error of 10 lks. in excess in chainage between 27m.1c. and 27m.2c.
From 27m.2c. add 10 lks. to Local Mileage to get true Mileage

VICTORIAN RAILWAYS, KOROIT AND BELFAST LINE.

SCALE. 10 CHAINS TO AN INCH

CONTRACT N^o 2938.
N^o 4.

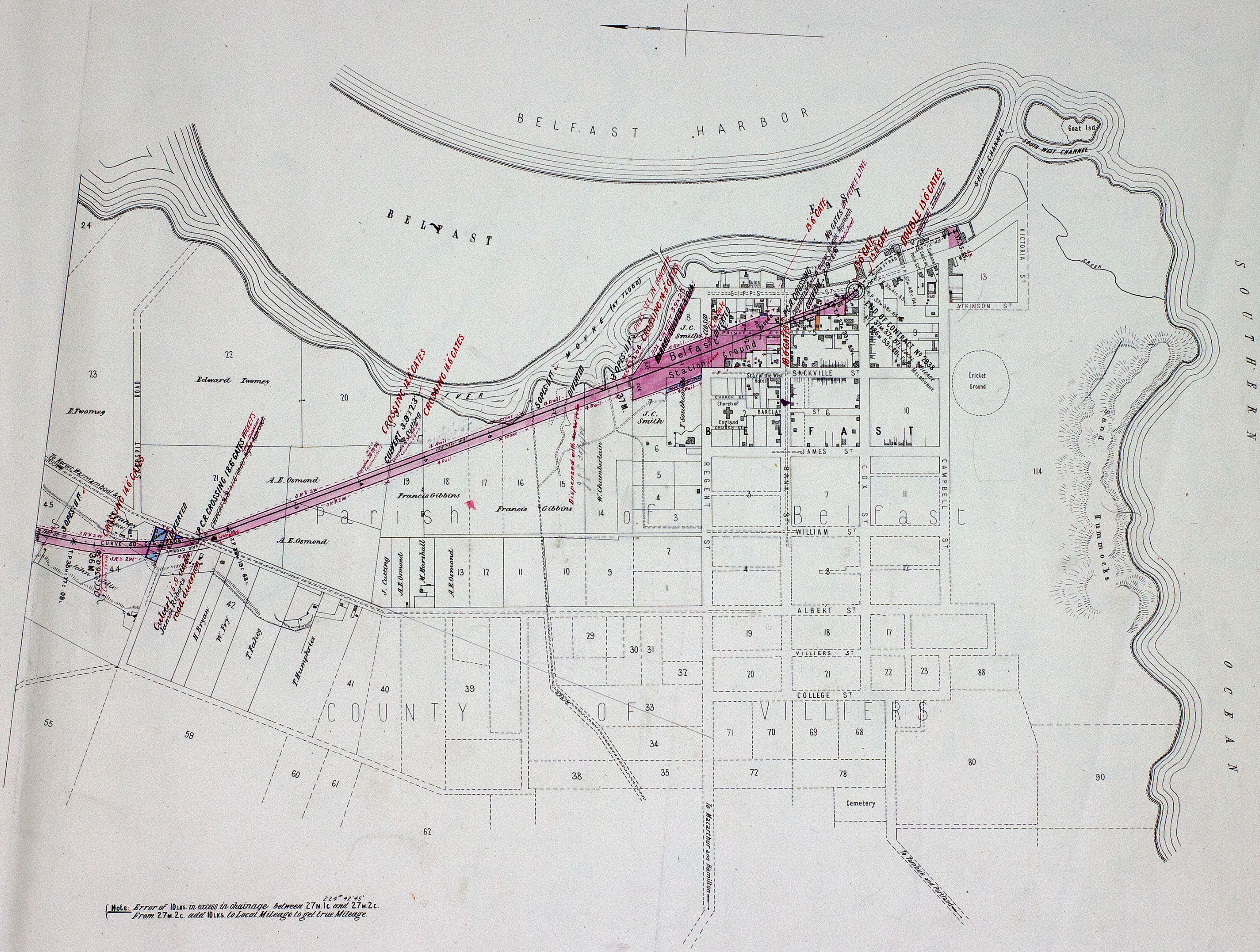


Note. Error of 10 Lks. in excess in chainage between 27m.1c. and 27m.2c.
From 27m.2c. add 10 Lks. to Local Mileage to get true Mileage.

VICTORIAN RAILWAYS, KOROIT AND BELFAST LINE.

SCALE. 10 CHAINS TO AN INCH

CONTRACT N^o 2938.
N^o 5.



Note: Error of 10 lxs. in excess in chainage between 27m.1c. and 27m.2c.
From 27m.2c. add 10 lxs. to Local Mileage to get true Mileage.

VICTORIAN RAILWAYS, KOROIT AND BELFAST LINE.

SCALE 2 CHAINS TO AN INCH

CONTRACT N^o 2938
N^o 5^A



VICTORIAN RAILWAYS, KOROIT AND BELFAST LINE.

SCALE. 2 CHAINS TO AN INCH

CONTRACT N^o 2938
N^o 5^B



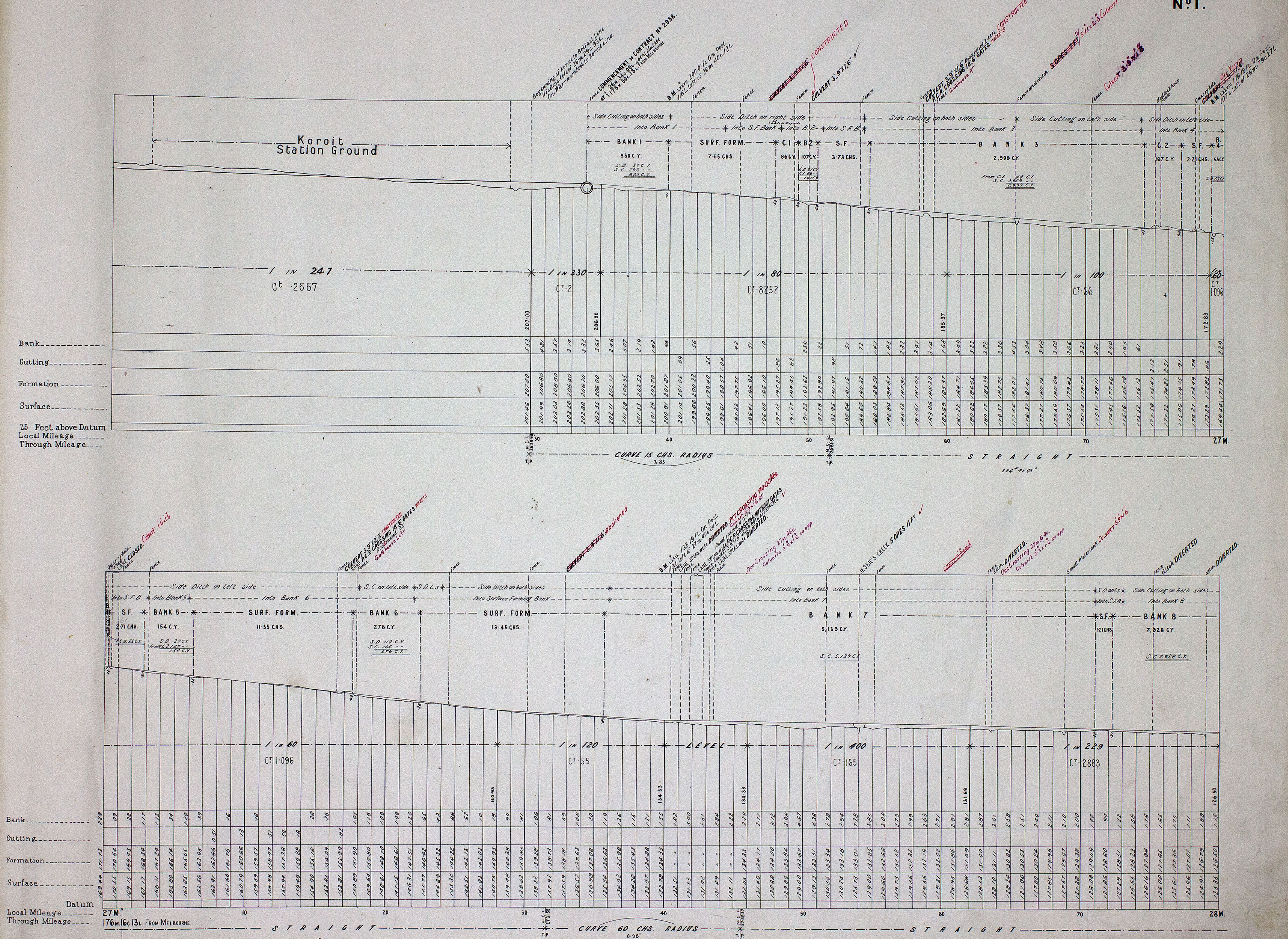
NOTE - Contractors must form their own judgment as to the nature of the Excavations. Borings and other information shown on these Sections are derived from the Surveyors' notes but are not guaranteed as correct, and the Corporation will not incur any responsibility in respect thereof.

The figures under the description of the Curves at the bottom of the Section denote the super-elevation of the outer rail; Speed 30 miles an hour.

VICTORIAN RAILWAYS, KOROIT AND BELFAST LINE.

SCALES: HORIZONTAL 4 CHAINS TO AN INCH.
VERTICAL 40 FEET TO AN INCH.

CONTRACT No 2938.
No 1.



Note: Error of 10 Lks. in excess in drainage between 27m.1c. and 27m.2c. From 27m.2c. add 10 Lks. to Local Mileage to get true Mileage.


VICTORIAN RAILWAYS, KOROIT AND BELFAST LINE.

**CONTRACT N^o 2938.
N^o 2.**

NOTE:—Contractors must form their own judgment as to the nature of the Excavations. Borings and other information shown on these Sections are derived from the Surveyors' notes but are not guaranteed as correct, and the Corporation will not incur any responsibility in respect thereof.

SCALES: HORIZONTAL 4 CHAINS TO AN INCH.
VERTICAL 40 FEET TO AN INCH.

The figures under the description of the Curves at the bottom of the Section denote the super-elevation of the outer rail; Speed 30 miles an hour



Note: Error of 10 ins in excess in drainage between 27m 1c and 27m 2c. From 27m 2c. add 10 ins to local Mileage to get true Mileage

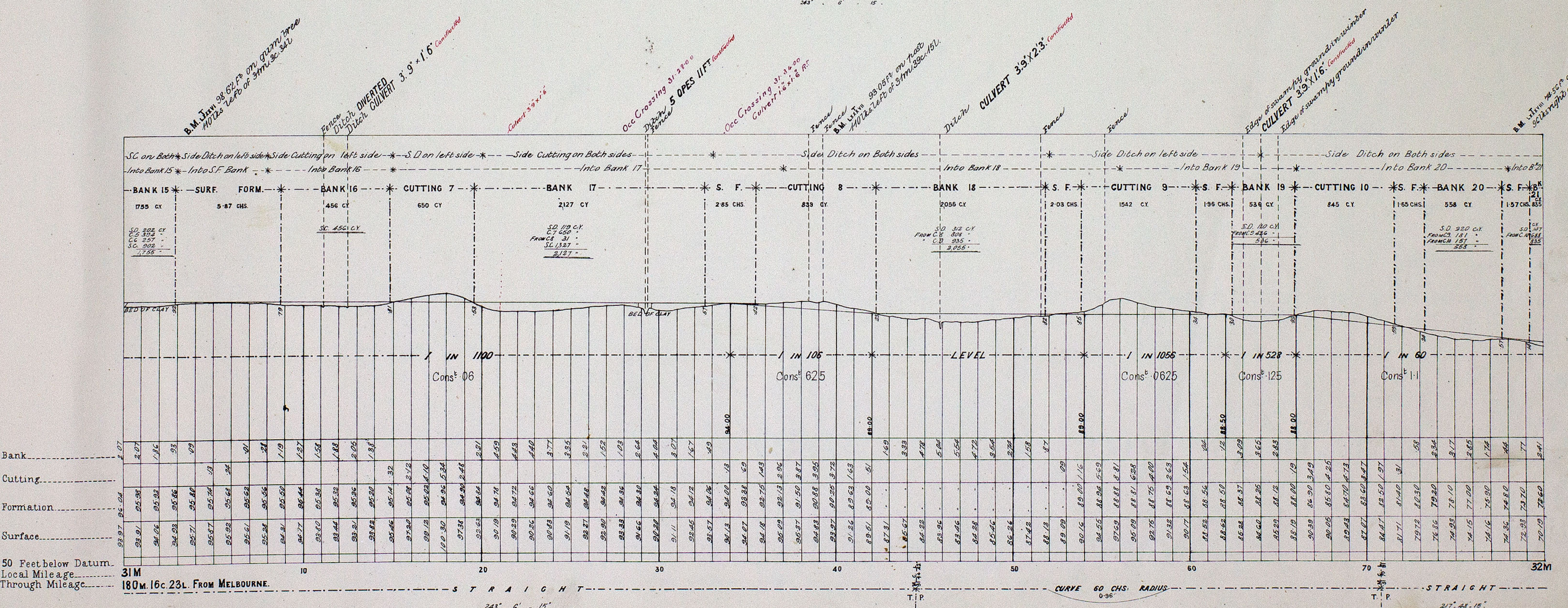
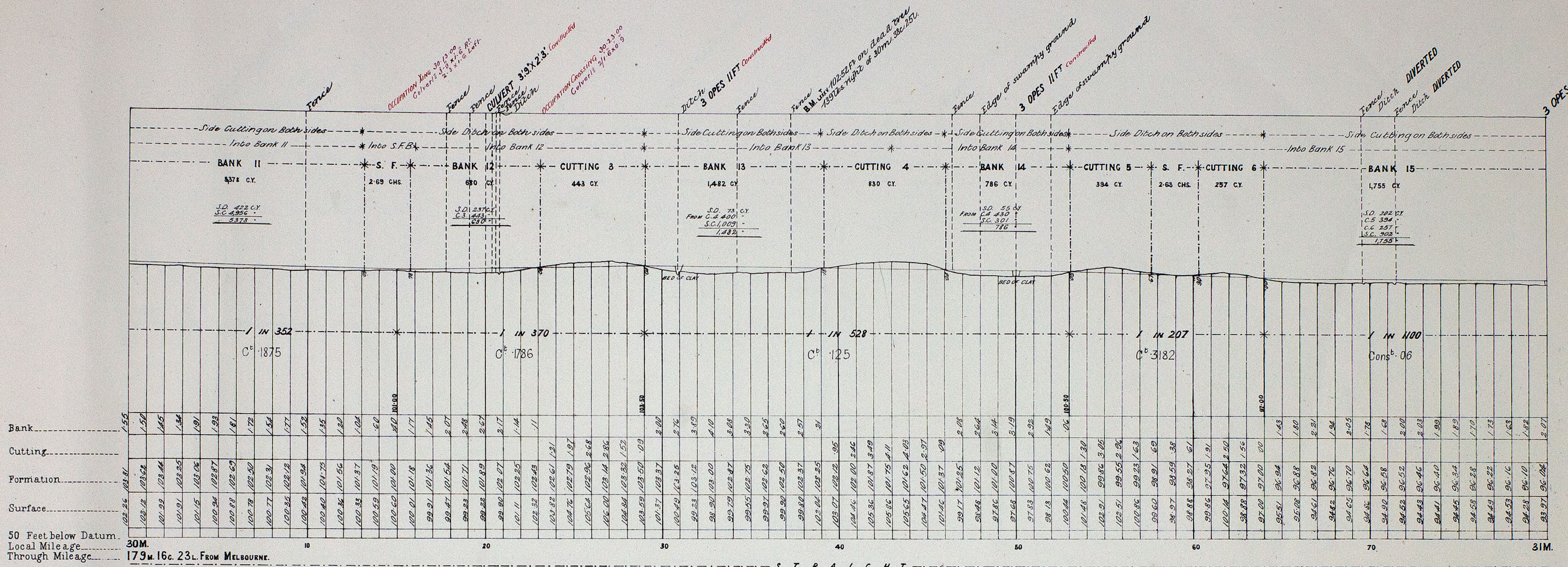
NOTE - Contractors must form their own judgment as to the nature of the Excavations. Borings and other information shown on these Sections are derived from the Surveyors' notes but are not guaranteed as correct, and the Corporation will not incur any responsibility in respect thereof.

The figures under the description of the Curves at the bottom of the Section denote the super-elevation of the outer rail; Speed 30 miles an hour.

VICTORIAN RAILWAYS, KOROIT AND BELFAST LINE.

SCALES (HORIZONTAL 4 CHAINS TO AN INCH.
VERTICAL 40 FEET TO AN INCH.

**CONTRACT N° 2938.
N° 3.**



Note: Error of 10 lbs. in excess in change between 27m.1c. and 27m.2c. From 27m.2c. add 10 lbs. to Local Mileage to get true Mileage.

NOTE - Contractors must form their own judgment as to the nature of the Excavations. Borings and other information shown on these Sections are derived from the Surveyors' notes but are not guaranteed as correct, and the Corporation will not incur any responsibility in respect thereof.

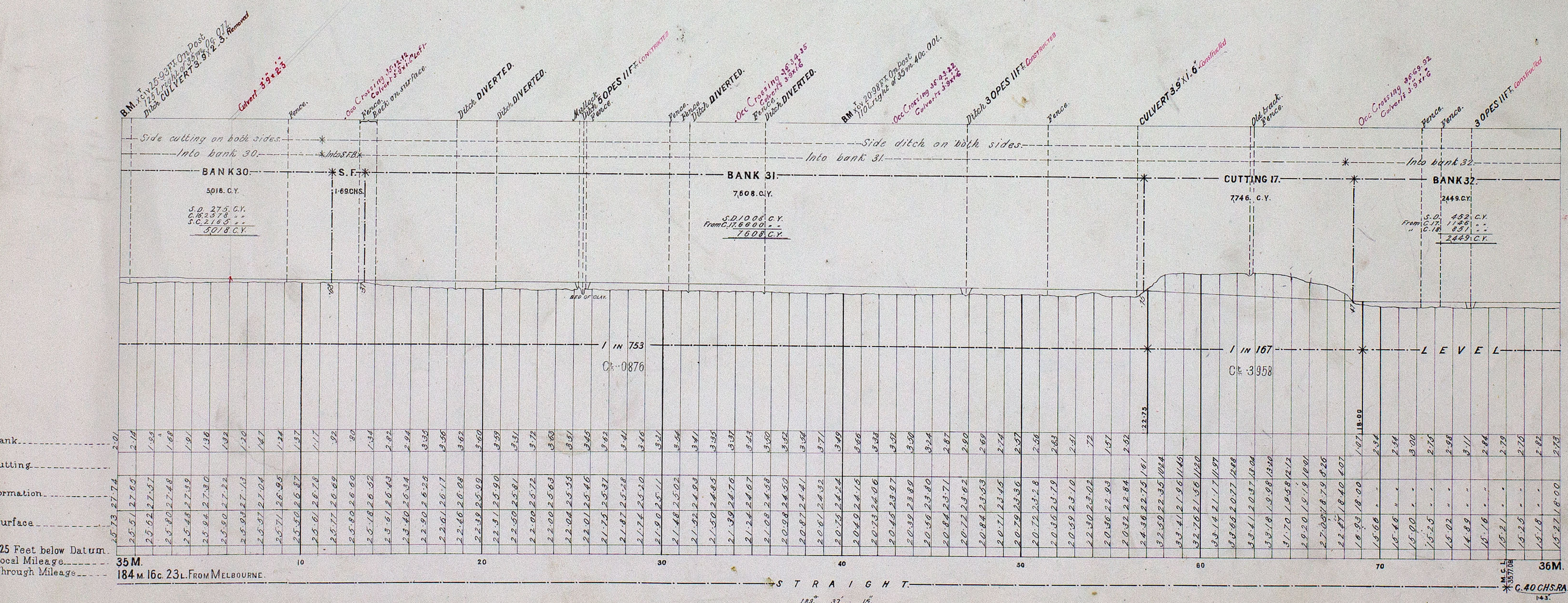
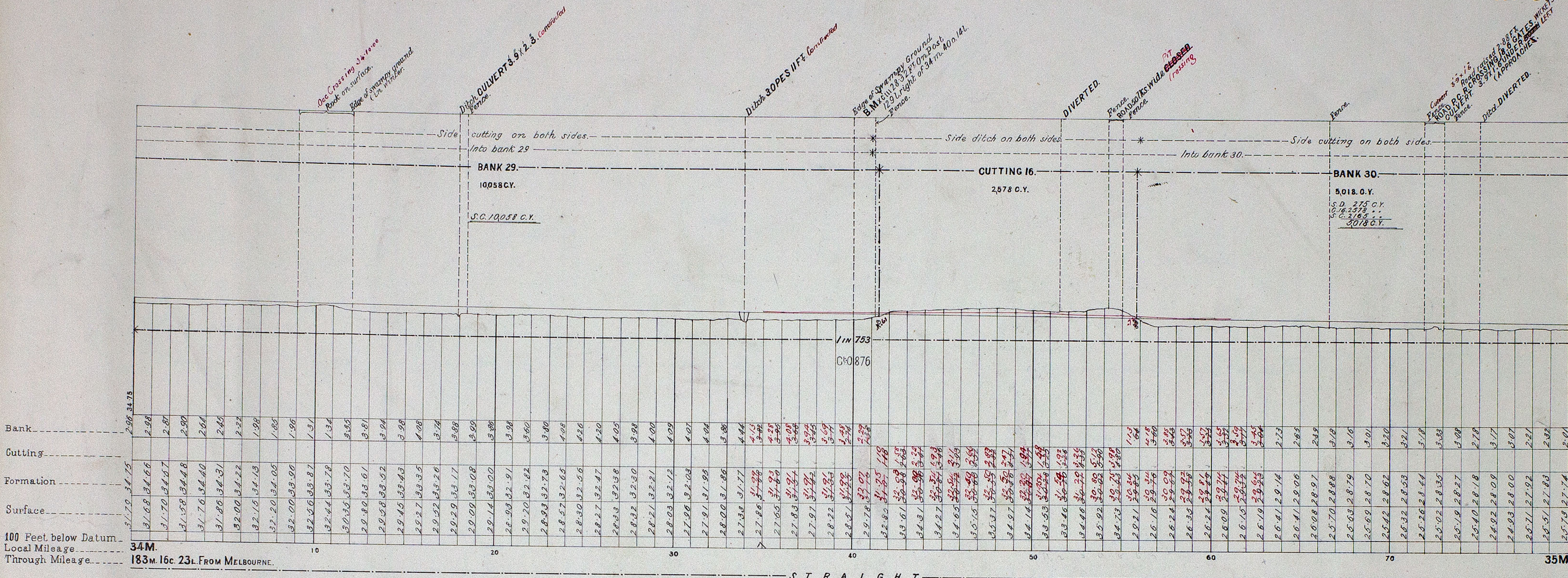
The figures under the description of the Curves at the bottom of the Section denote the super-elevation of the outer rail; Speed 30 miles an hour.

VICTORIAN RAILWAYS, KOROIT AND BELFAST LINE.

SCALES (HORIZONTAL 4 CHAINS TO AN INCH.
VERTICAL 40 FEET TO AN INCH.

CONTRACT N^o 2938.

N^o 5



Note: Error of 10 LKS IN DISTANCE IN CHAINAGE BETWEEN 27M.1c. and 27M.2c. FROM 27M.2c. ADD 10 LKS TO LOCAL MILEAGE TO GET TRUE MILEAGE.

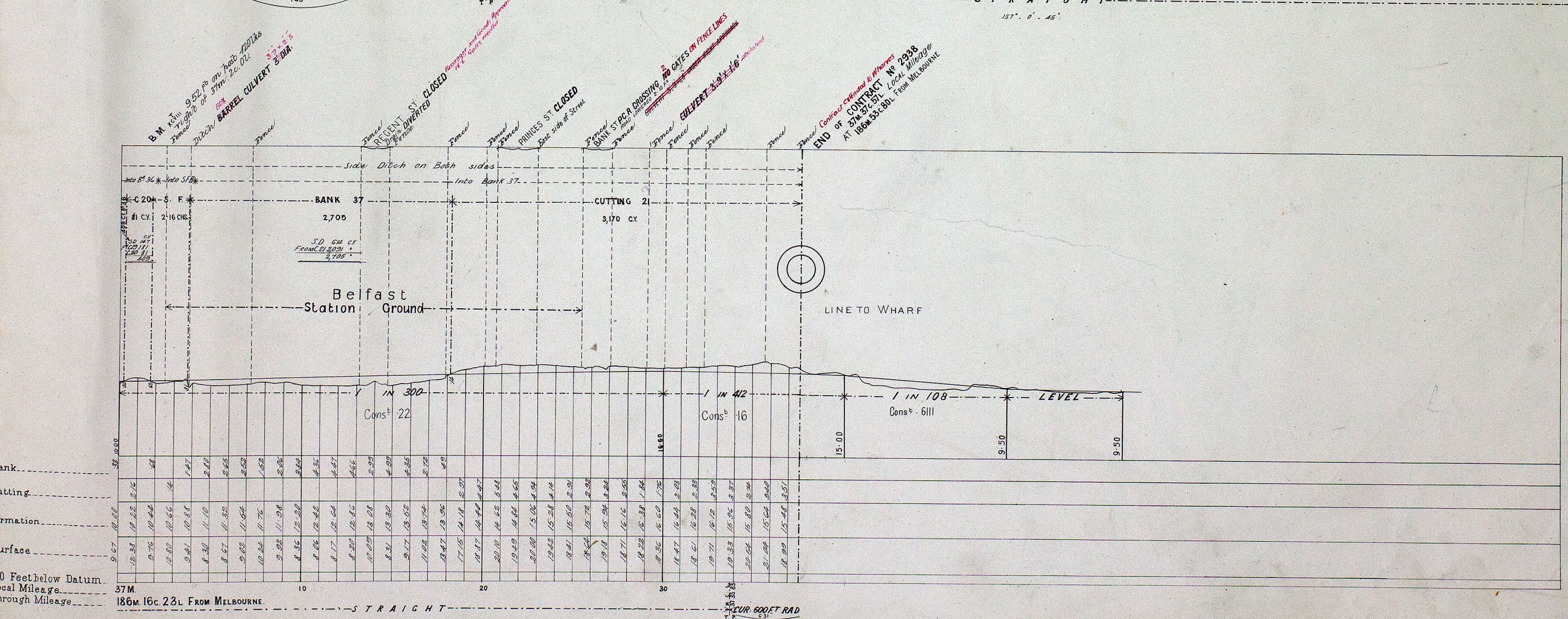
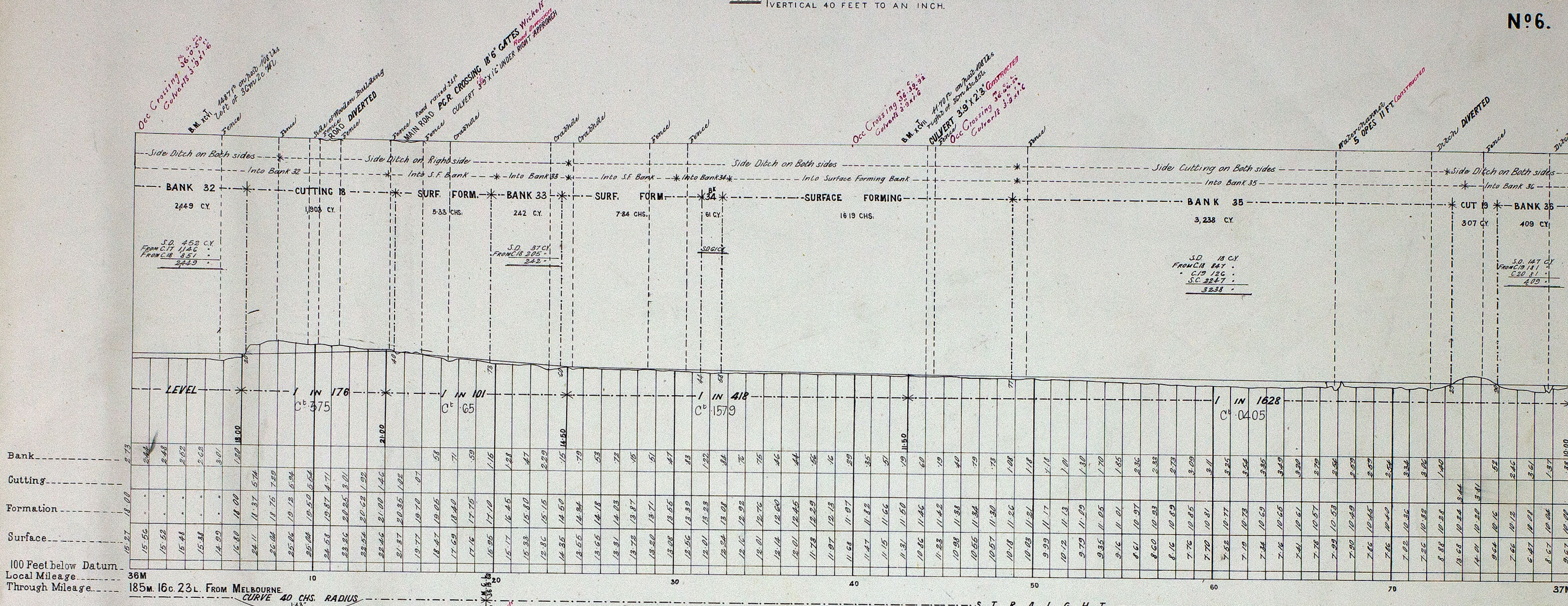
NOTE - Contractors must form their own judgment as to the nature of the Excavations, Borings and other information shown on these Sections are derived from the Surveyors' notes but are not guaranteed as correct, and the Corporation will not incur any responsibility in respect thereof.

The figures under the description of the Curves at the bottom of the Section denote the super-elevation of the outer rail; Speed 30 miles an hour.

VICTORIAN RAILWAYS, KOROIT AND BELFAST LINE.

SCALES: HORIZONTAL 4 CHAINS TO AN INCH.
VERTICAL 40 FEET TO AN INCH.

CONTRACT N^o 2938.
N^o 6.



Note: Error of 10 lbs. in excess in charge between 27m.1c and 27m.2c from 27m.2c. add 10 lbs. to Local Mileage to get true Mileage.