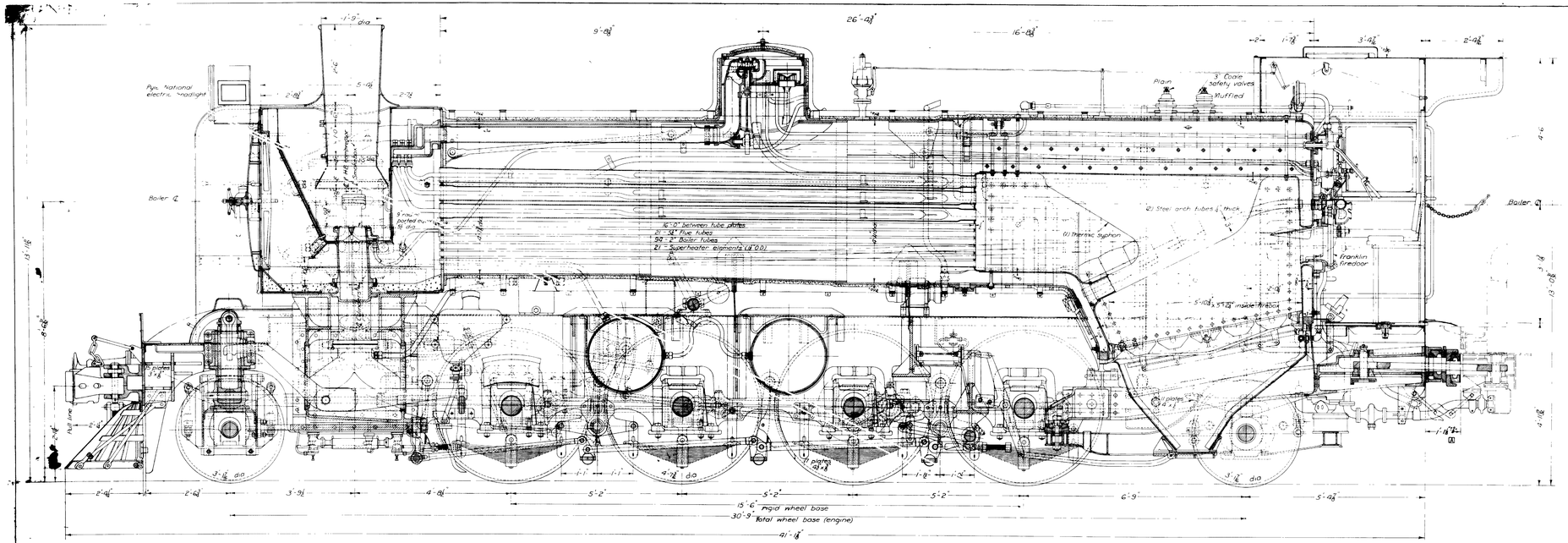

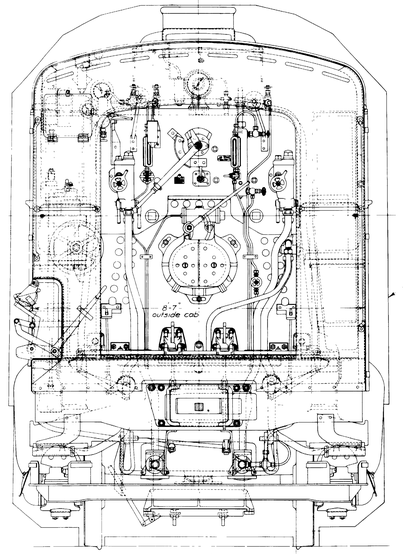

Maximum rolling stock gauge to drg 9494

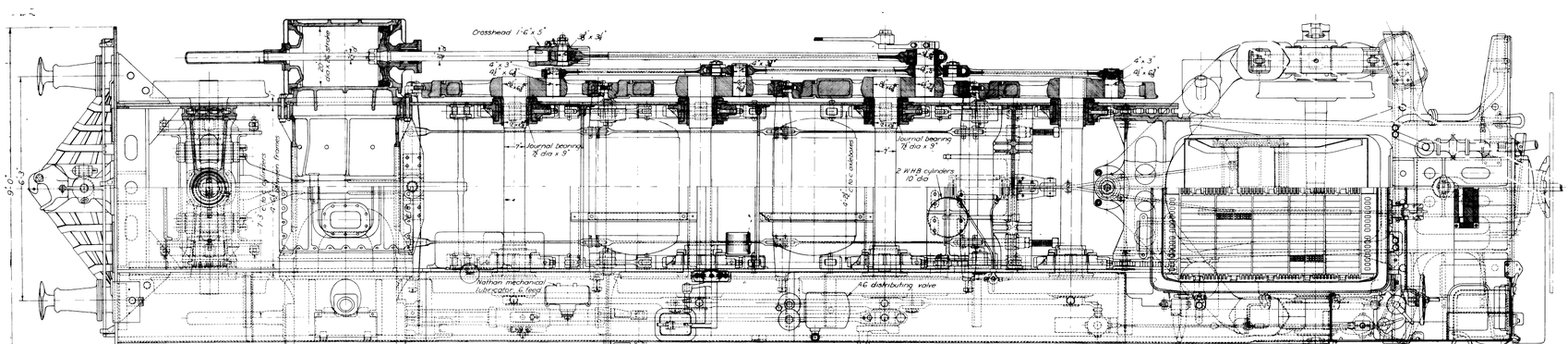

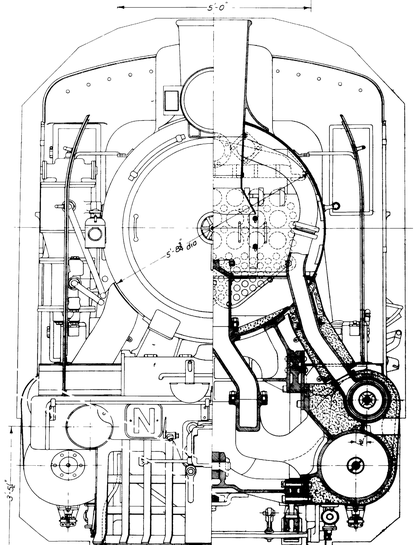

Note - This dwg applies to N class engines. Horizontal dimensions & Vertical dimensions are for engine positioning

ENGINE WHEELBASE	30' - 9"	BOILER PRESSURE	175 LB PER SQ. INCH	CYLINDERS	2 - 20" DIA × 26" STROKE
ENGINE & TENDER WHEELBASE	57' - 11⅞"	GRATE AREA	31 SQ FT	PISTON VALVES DIA	10"
TOTAL LENGTH OVER COUPLER	67' - 4⅞"	HEATING SURFACE FIREBOX	203 " "	VALVE TRAVEL	4⅜"
PULL LINES		" " TUBES	1,250 " "	LEAD	¼"
TRACTIVE EFFORT AT 85%	28,650 LB.	" " ELEMENTS	324 " "	LAP	⅞"
BOILER PRESSURE		" " TOTAL	1,777 " "	EXHAUST LAP	NIL

4	Diesel buffer dia	16-9-50	A.A.G.	Minor	
Letter	Amendment	Date	Drn	Corres	

VICTORIAN RAILWAYS
N.S.W.
LOCO CAR
ARR