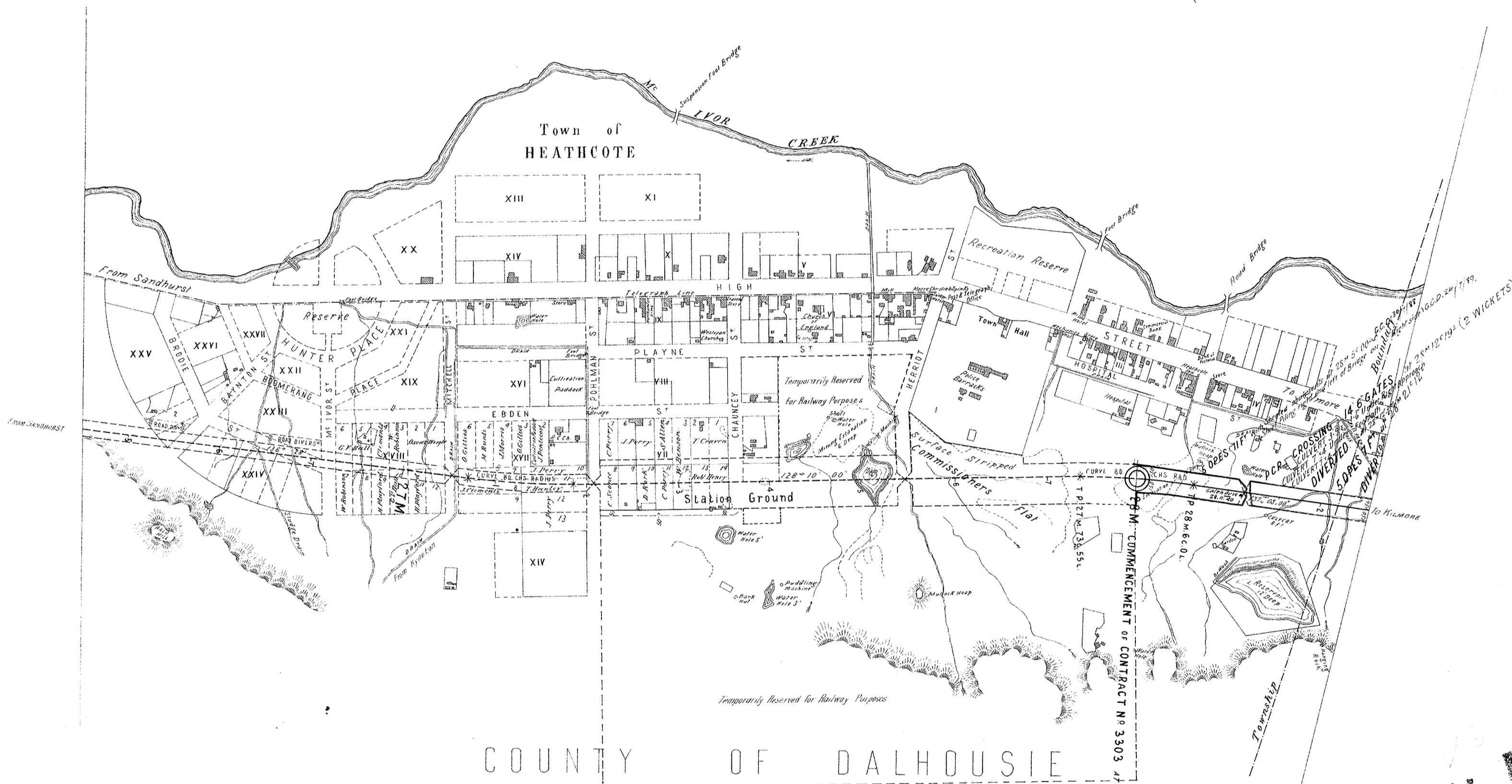


VICTORIAN RAILWAYS,
WANDONG, HEATHCOTE AND SANDHURST LINE.
(HEATHCOTE TO KILMORE)

SCALE, 10 CHAINS TO AN INCH.

CONTRACT N^o 3303
N^o 1

Parish of Heathcote



284 0 00 Local, Kilmore
734 1 00 All from Melbourne

PLAN ROOM

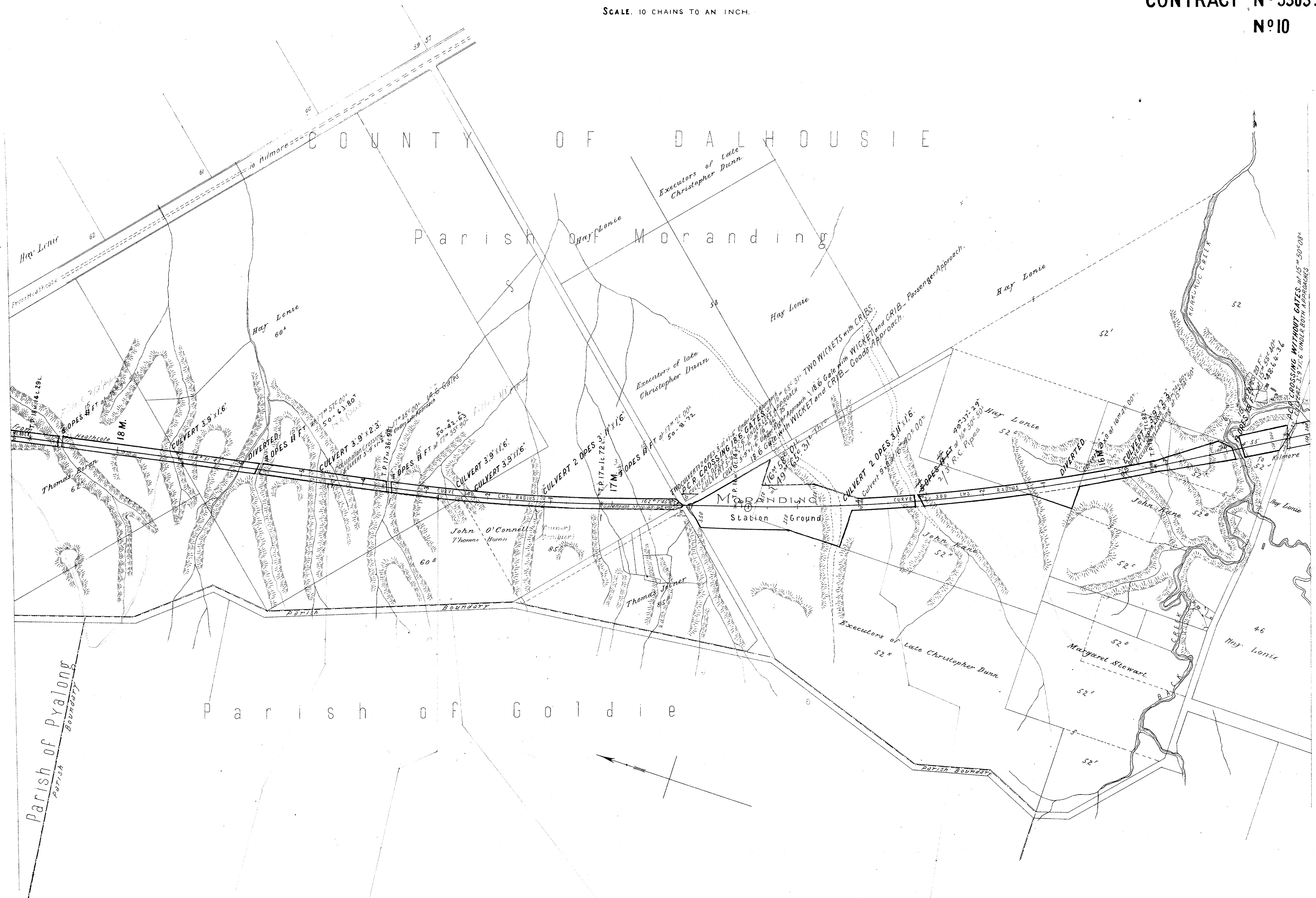
ENGINEER'S COPY.



VICTORIAN RAILWAYS, WANDONG, HEATHCOTE AND SANDHURST LINE. (HEATHCOTE TO KILMORE)

SCALE, 10 CHAINS TO AN INCH.

CONTRACT N^o 3303.
N^o 10



VICTORIAN RAILWAYS,
WANDONG, HEATHCOTE AND SANDHURST LINE.
 (HEATHCOTE TO KILMORE)
 SCALE: 10 CHAINS TO AN INCH.

CONTRACT N^o 3303
N^o 12



VICTORIAN RAILWAYS,
WANDONG, HEATHCOTE AND SANDHURST LINE.
(HEATHCOTE TO KILMORE)

SCALE: 10 CHAINS TO AN INCH.

CONTRACT N° 3303
N° 13



VICTORIAN RAILWAYS, WANDONG, HEATHCOTE AND SANDHURST LINE. (HEATHCOTE TO KILMORE)

SCALE, 10 CHAINS TO AN INCH.

CONTRACT N^o 3303
N^o 2

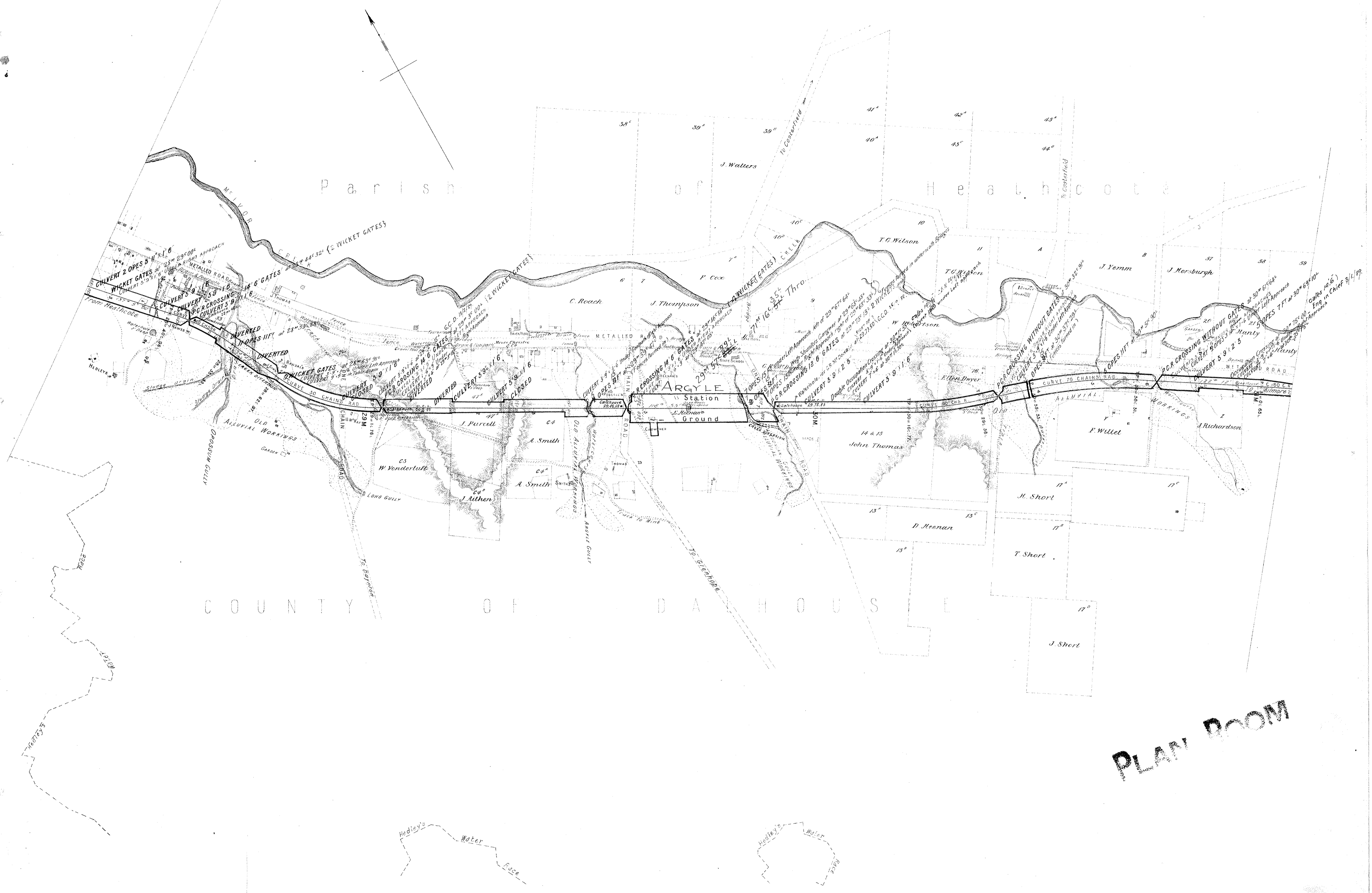


CANCELLED

VICTORIAN RAILWAYS, WANDONG, HEATHCOTE AND SANDHURST LINE. (HEATHCOTE TO KILMORE)

SCALE, 10 CHAINS TO AN INCH.

CONTRACT N^o 3303.
N^o 2*.



PLAN ROOM

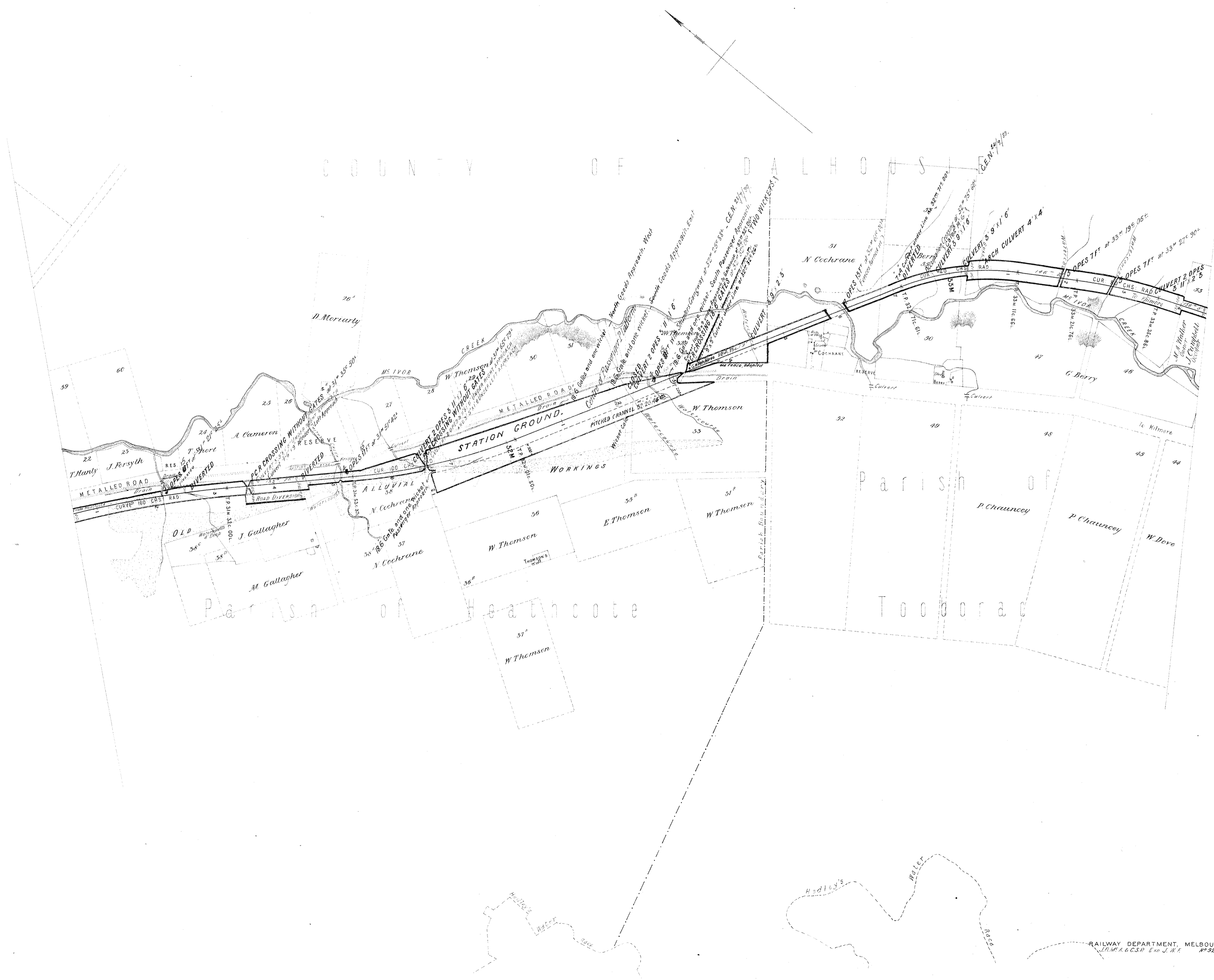
VICTORIAN RAILWAYS, WANDONG, HEATHCOTE AND SANDHURST LINE.

(HEATHCOTE TO KILMORE)

SCALE, 10 CHAINS TO AN INCH.

CONTRACT N^o 3303

N^o 3



VICTORIAN RAILWAYS, WANDONG, HEATHCOTE AND SANDHURST LINE. (HEATHCOTE TO KILMORE)

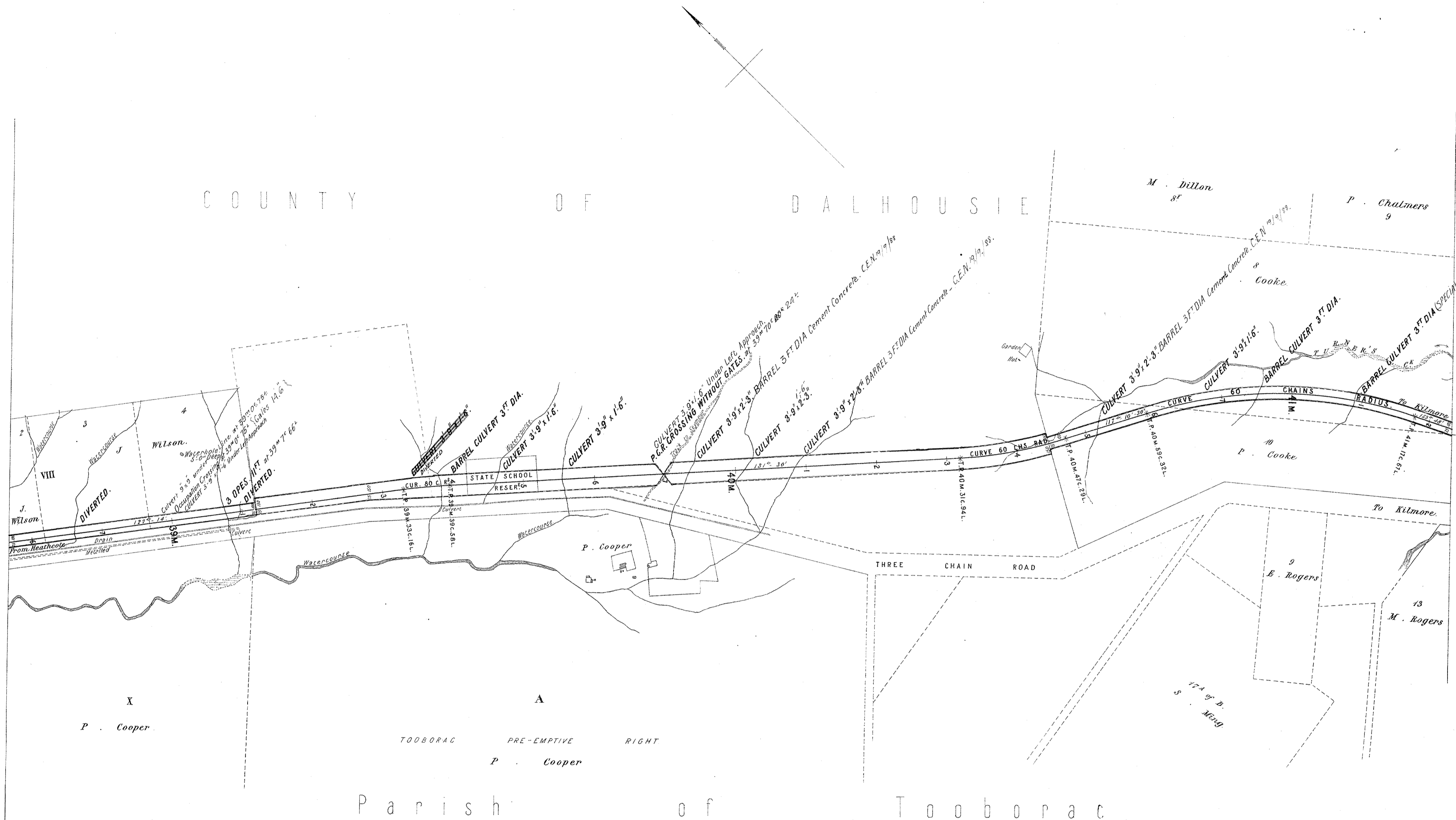
SCALE, 10 CHAINS TO AN INCH.

CONTRACT N^o 3303
N^o 4



VICTORIAN RAILWAYS,
 WANDONG, HEATHCOTE AND SANDHURST LINE.
 (HEATHCOTE TO KILMORE)
 SCALE. 10 CHAINS TO AN INCH.

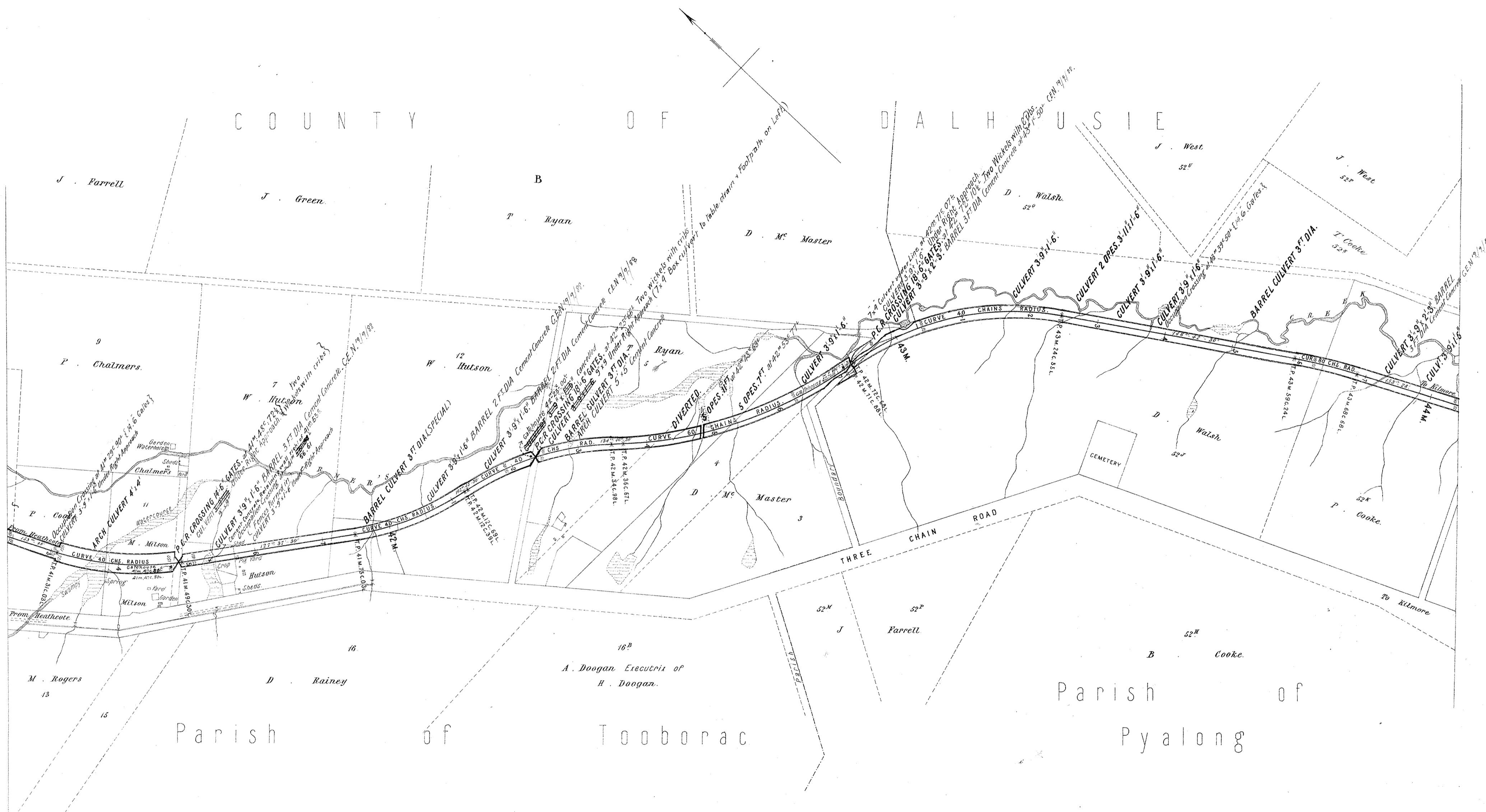
CONTRACT N^o 3303
 N^o 6



VICTORIAN RAILWAYS,
WANDONG, HEATHCOTE AND SANDHURST LINE.
 (HEATHCOTE TO KILMORE)

SCALE, 10 CHAINS TO AN INCH.

CONTRACT N° 3303
 N° 7



VICTORIAN RAILWAYS, WANDONG, HEATHCOTE AND SANDHURST LINE. (HEATHCOTE TO KILMORE)

SCALE: 10 CHAINS TO AN INCH.

CONTRACT N^o 3303
N^o 9

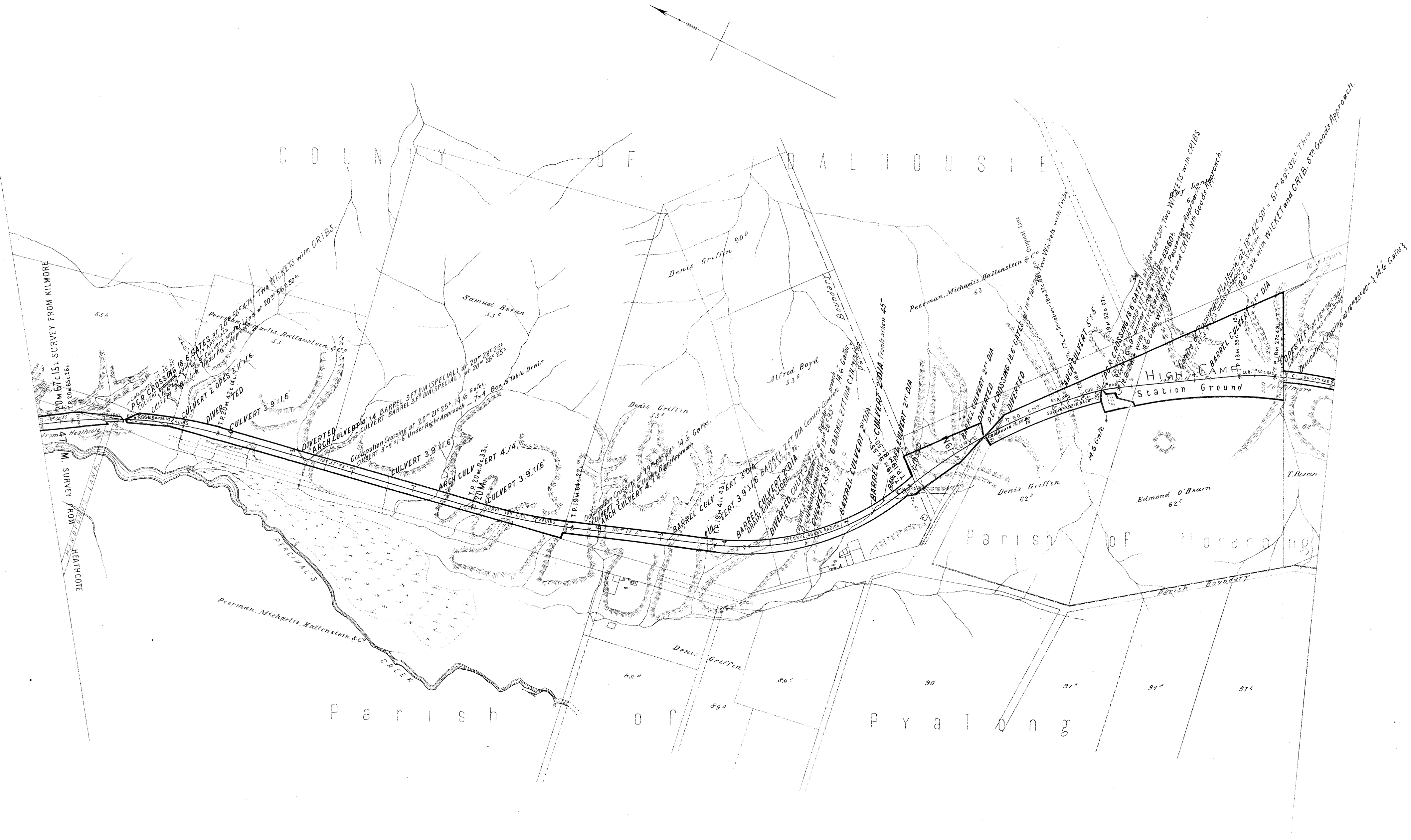


CANCELLED

VICTORIAN RAILWAYS, WANDONG, HEATHCOTE AND SANDHURST LINE. (HEATHCOTE TO KILMORE)

SCALE, 10 CHAINS TO AN INCH.

CONTRACT N^o 3303
N^o 9*



J. J. P.

VICTORIAN RAILWAYS.

WANDONG, HEATHCOTE AND SANDHURST LINE.

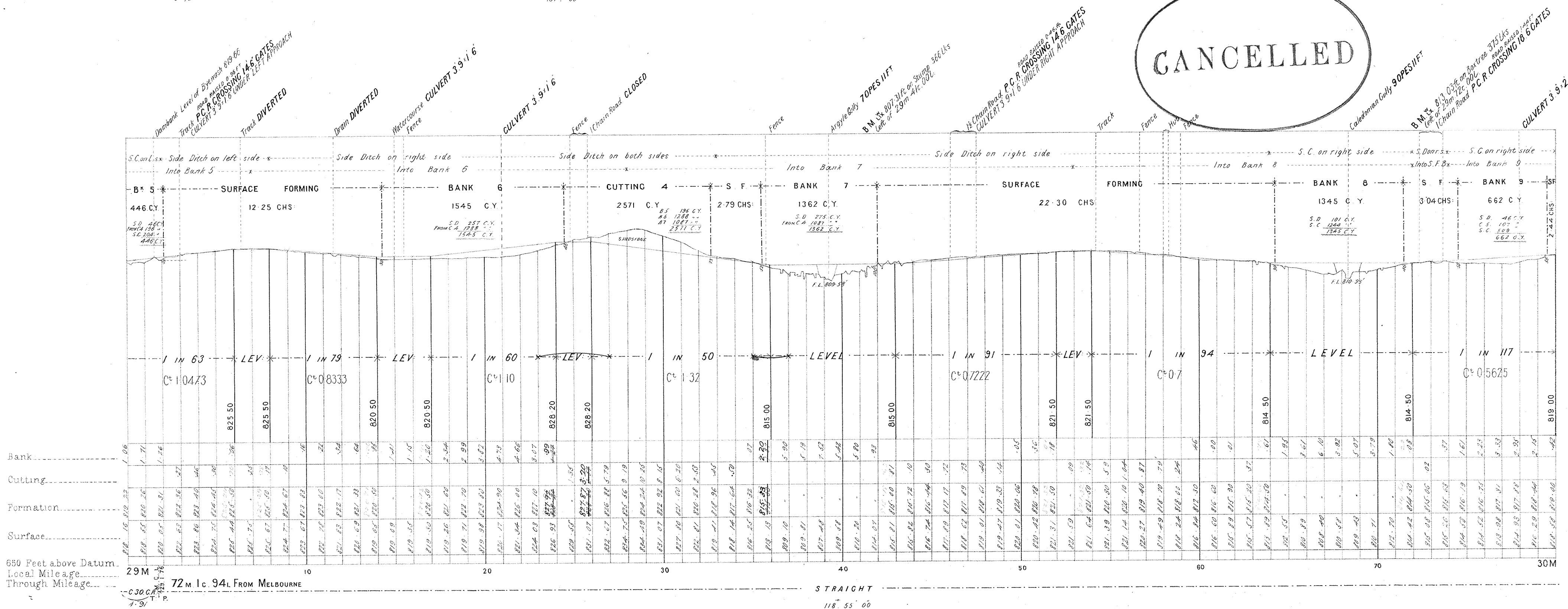
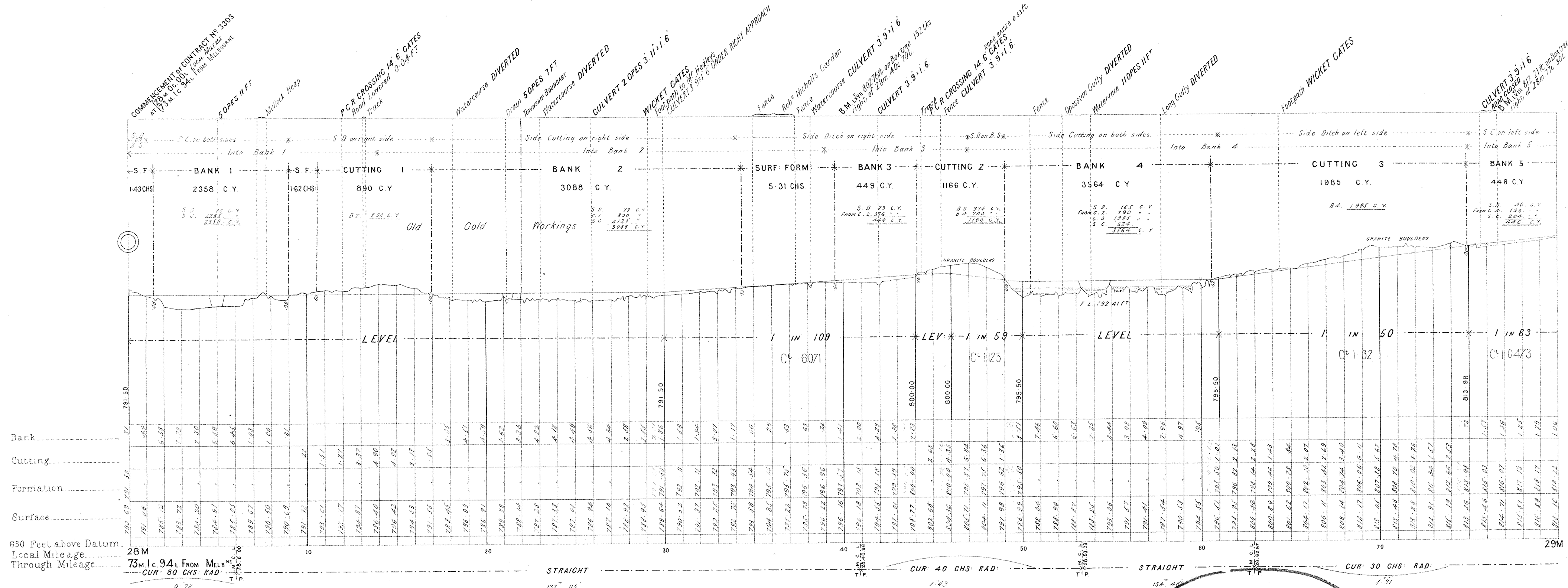
(HEATHCOTE TO KILMORE)

CONTRACT N^o 3303.
N^o 1.

NOTE: Contractors must form their own judgment as to the nature of the Excavation Bearings and other information shown on these Sections are derived from the Surveyors' notes but are not guaranteed as correct, and the Corporation will not incur any responsibility in respect thereof.

The figures under the description of the Curves at the bottom of the Section denote the super-elevation of the outer rail; Speed 30 miles an hour.

SCALES: (HORIZONTAL 4 CHAINS TO AN INCH
VERTICAL 40 FEET TO AN INCH.



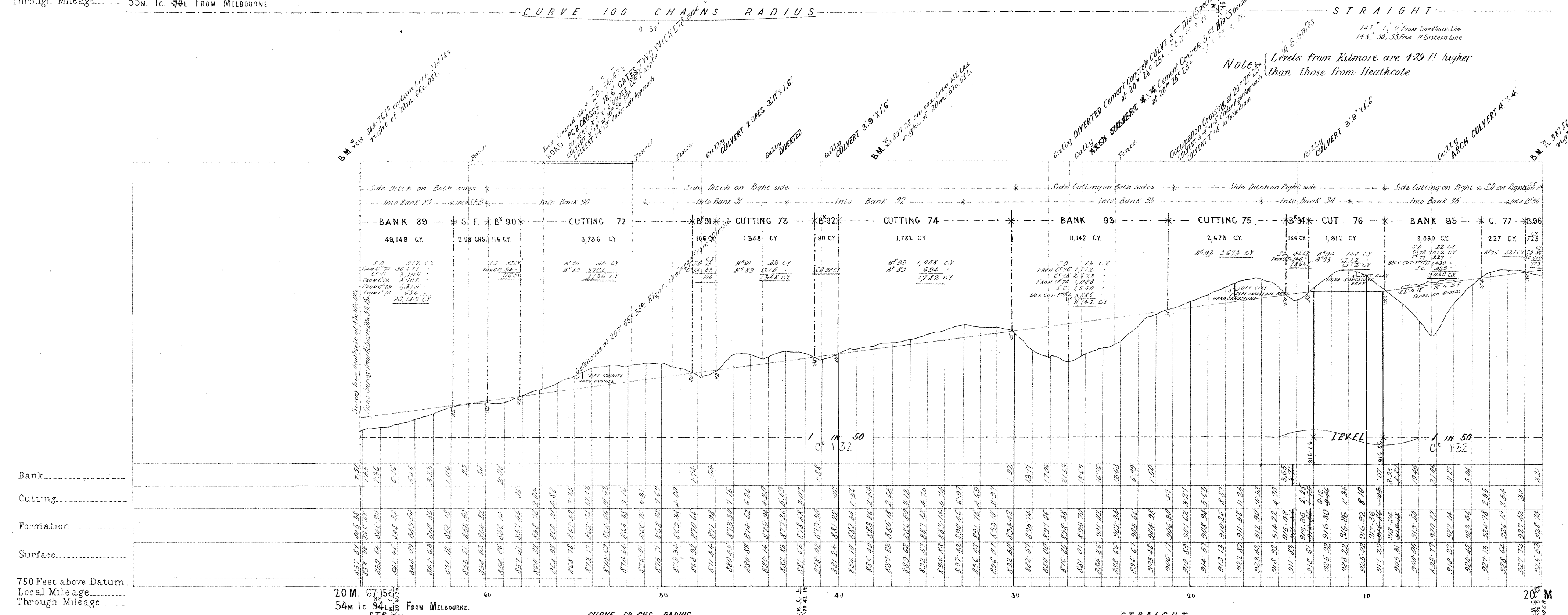
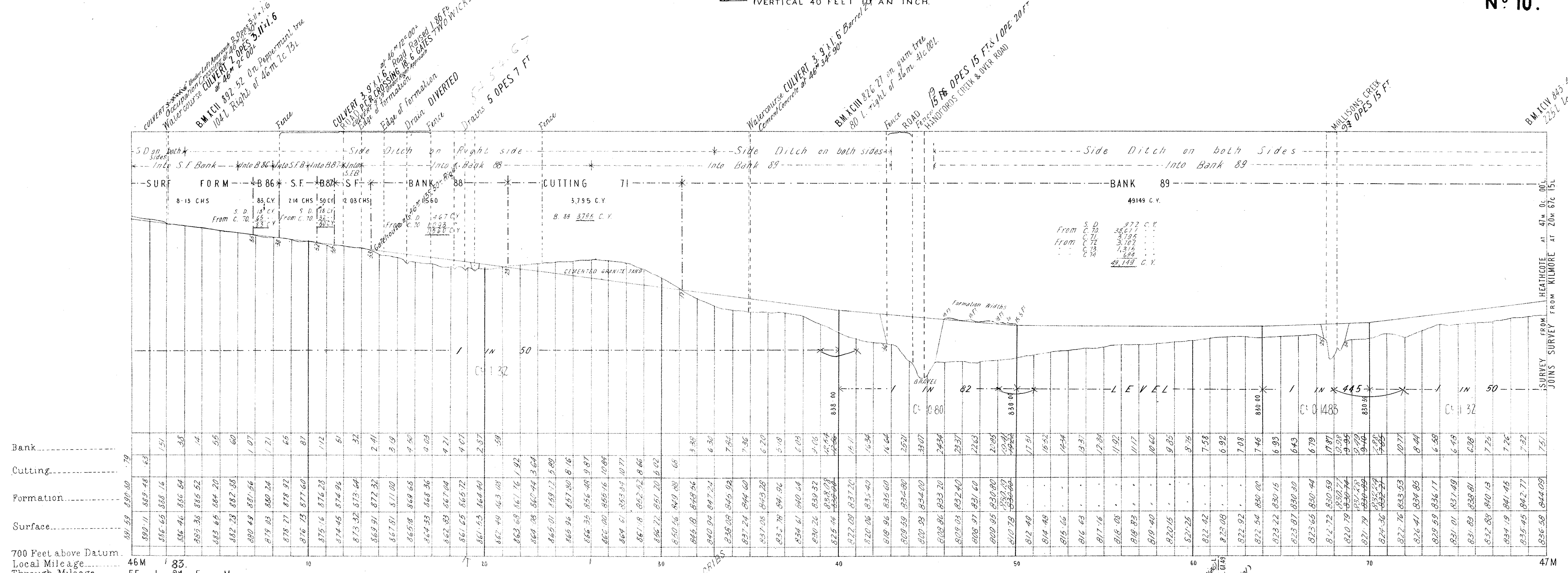
VICTORIAN RAILWAYS, WANDONG, HEATHCOTE AND SANDHURST LINE. (HEATHCOTE TO KILMORE)

**CONTRACT No 3303
No 10.**

NOTE - Contractors must form their own judgment as to the nature of the Excavations, Burings and other information shown on these Sections are derived from the Surveyors' notes but are not guaranteed as correct, and the Corporation will not incur any responsibility in respect thereof.

The figures under the description of the Curves at the bottom of the Section denote the super-elevation of the outer rail; Speed 30 miles an hour.

SCALES HORIZONTAL 4 CHAINS TO AN INCH
VERTICAL 40 FEET TO AN INCH



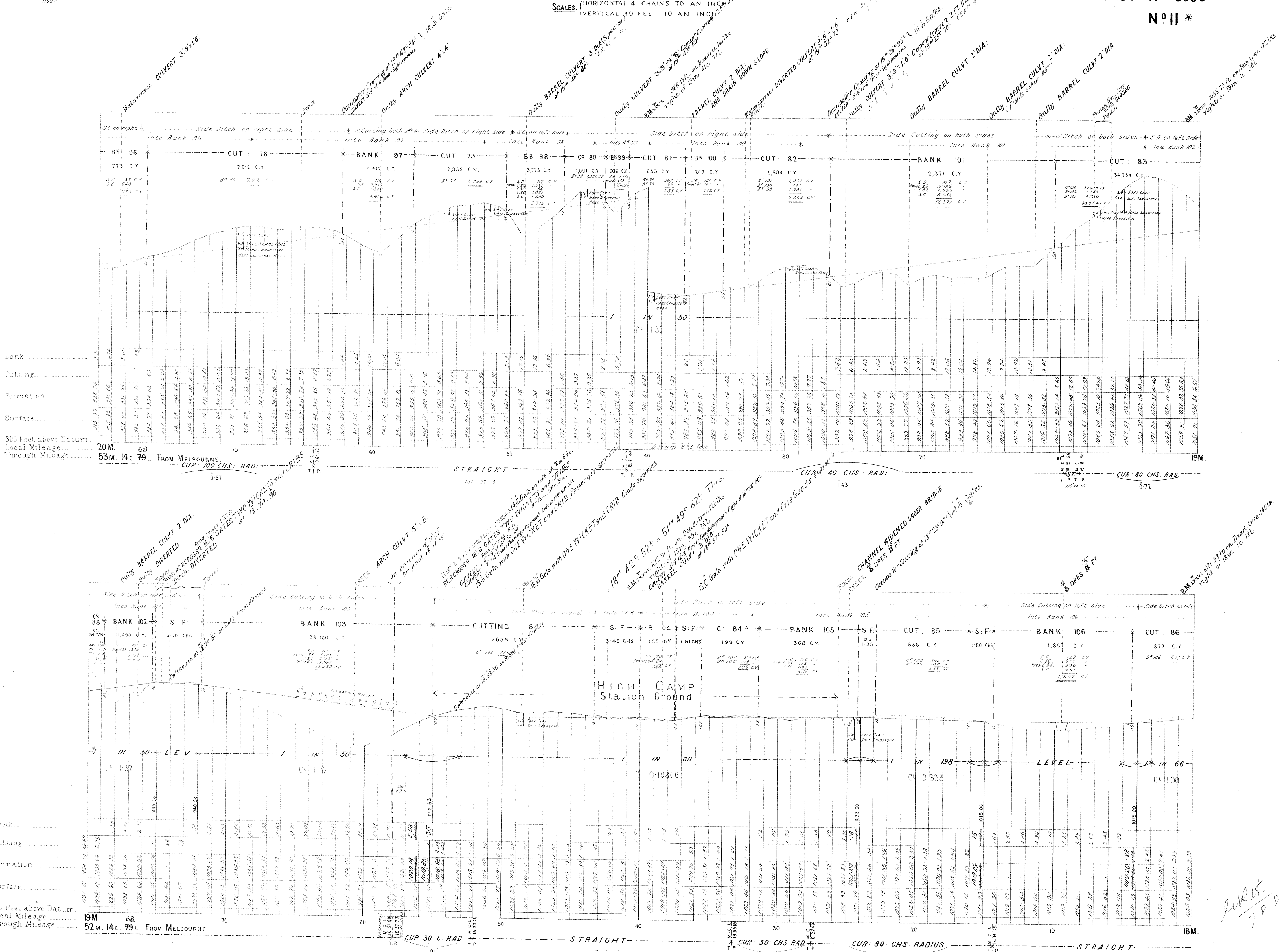
NOTE - Contractors must form their own judgment as to the nature of the Excavations, Retainings and other information shown on these Sections are derived from the Surveyors' notes but are not guaranteed as correct, and the Corporation will not incur any responsibility in respect thereof.

The figures under the description of the Curves at the bottom of the Section denote the super-elevation of the outer rail, speed 30 miles an hour.

VICTORIAN RAILWAYS, WANDONG, HEATHCOTE AND SANDHURST LINE. (HEATHCOTE TO KILMORE)

SCALES - (HORIZONTAL 4 CHAINS TO AN INCH)
(VERTICAL 40 FEET TO AN INCH)

CONTRACT N^o 3303
N^o 11 *



NOTE - From 15 57 77 on Deviation or 18 57 38 on Original Line deduced 11/2s from local used through mileage

Handwritten:
Correct
7.5.99

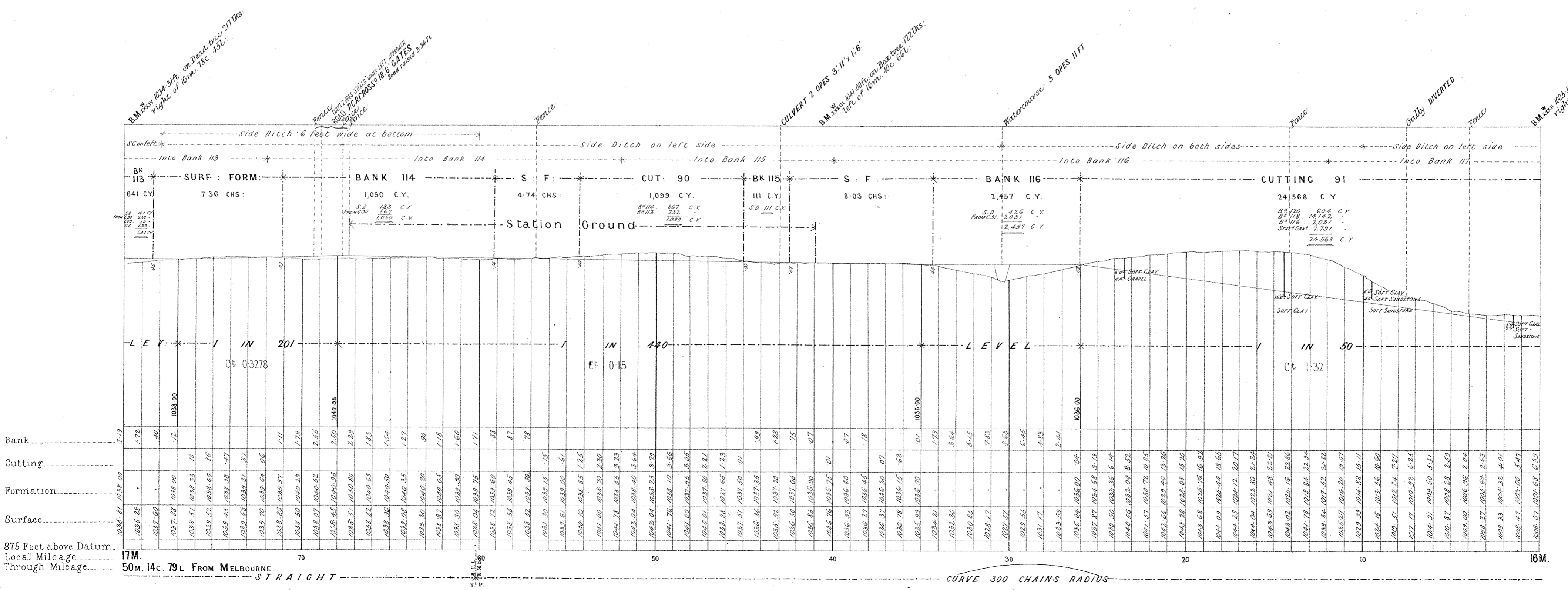
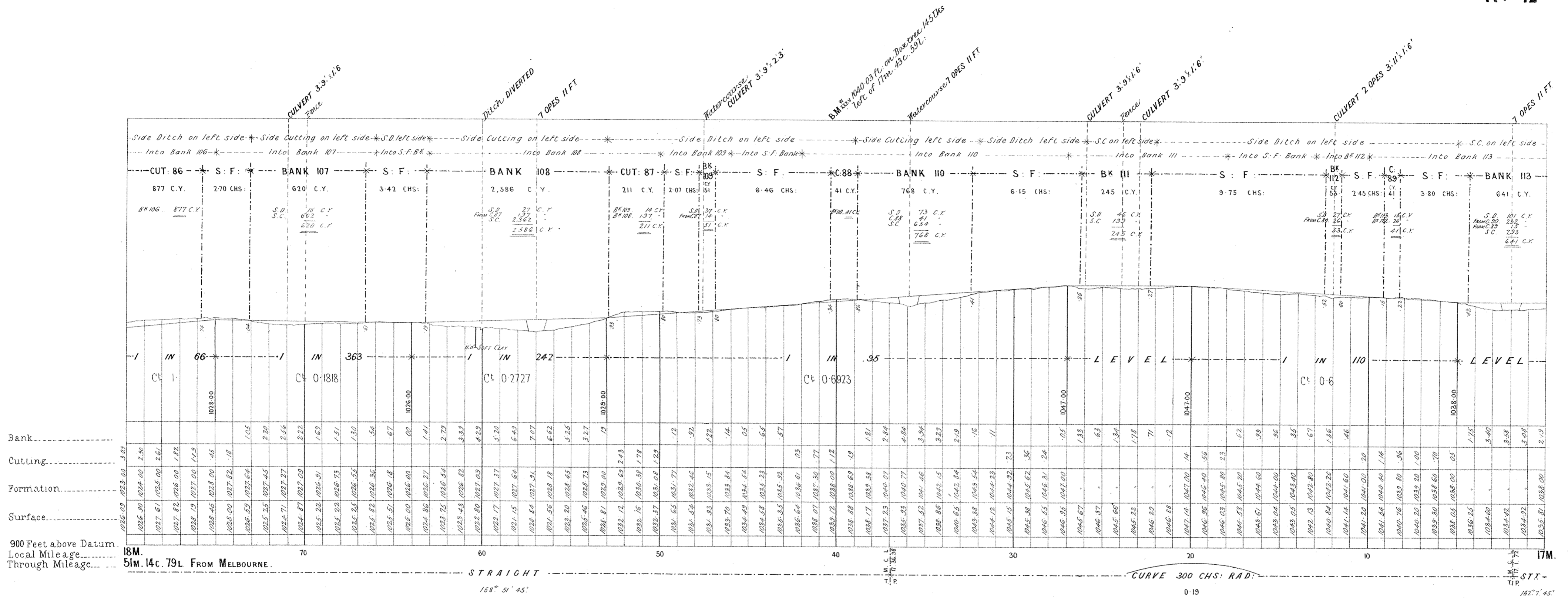
NOTE—Contractors must form their own judgment as to the nature of the Excavations, Borings and other information shown on these Sections are derived from the Surveyors' notes but are not guaranteed as correct, and the Corporation will not incur any responsibility in respect thereof.

The figures under the description of the Curves at the bottom of the Section denote the super-elevation of the outer rail; Speed 30 miles an hour.

VICTORIAN RAILWAYS, WANDONG, HEATHCOTE AND SANDHURST LINE. (HEATHCOTE TO KILMORE)

**CONTRACT N^o 3303
N^o 12**

SCALES (HORIZONTAL 4 CHAINS TO AN INCH
VERTICAL 40 FEET TO AN INCH)



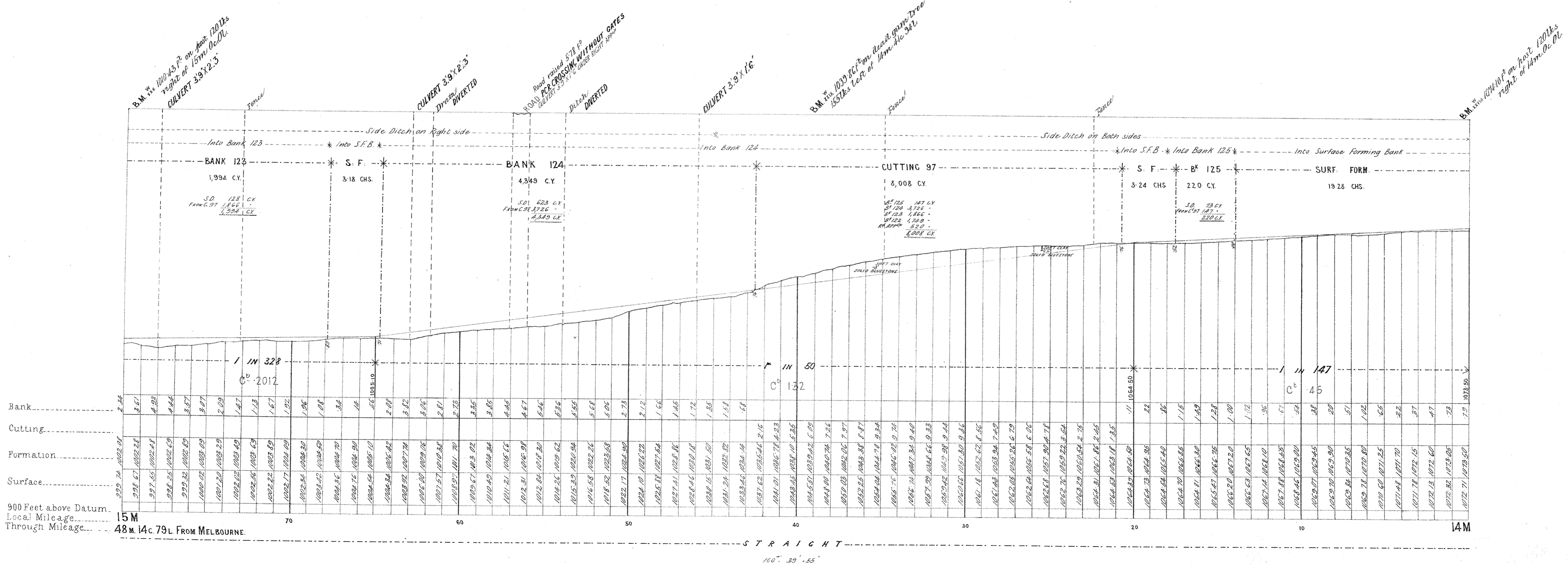
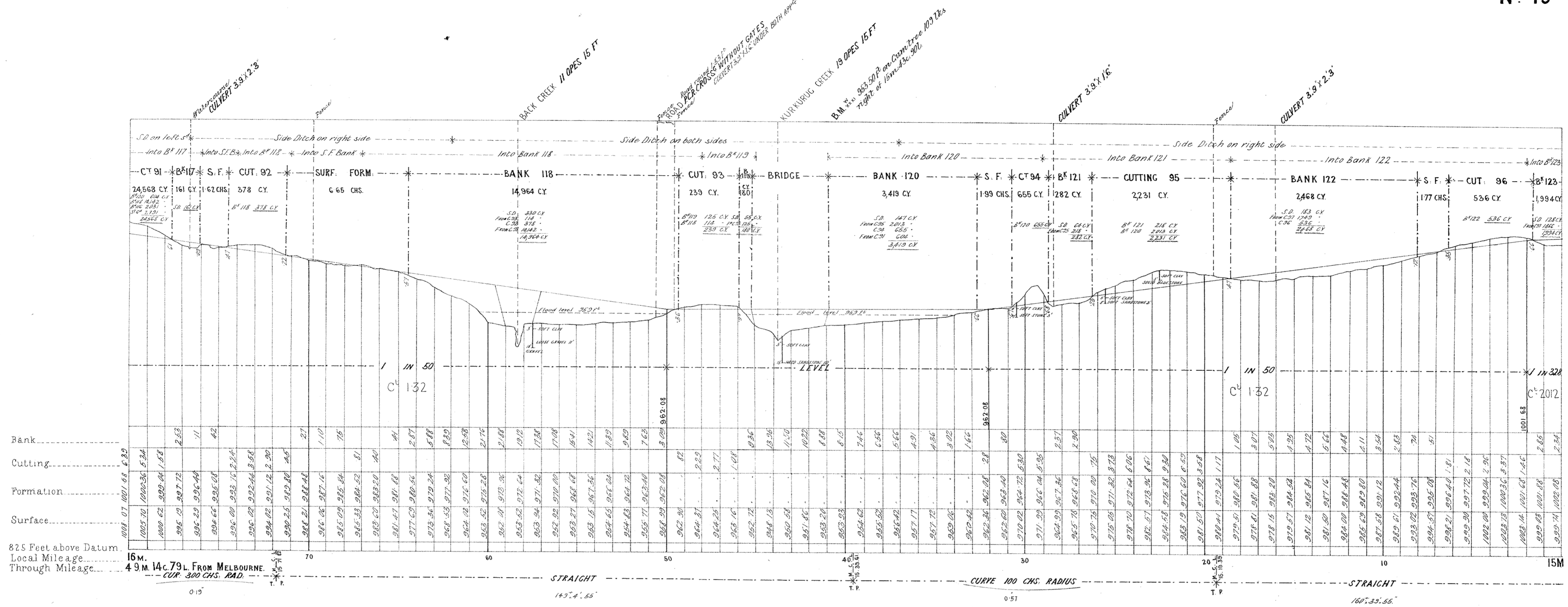
NOTE—Contractors must form their own judgment as to the nature of the Excavations, Borings and other information shown on these Sections are derived from the Surveyors' notes but are not guaranteed as correct, and the Corporation will not incur any responsibility in respect thereof.

The figures under the description of the Curves at the bottom of the Section denote the super-elevation of the outer rail; Speed 30 miles an hour.

VICTORIAN RAILWAYS, WANDONG, HEATHCOTE AND SANDHURST LINE. (HEATHCOTE TO KILMORE)

SCALES (HORIZONTAL 4 CHAINS TO AN INCH
VERTICAL 40 FEET TO AN INCH)

**CONTRACT N^o 3303
N^o 13**



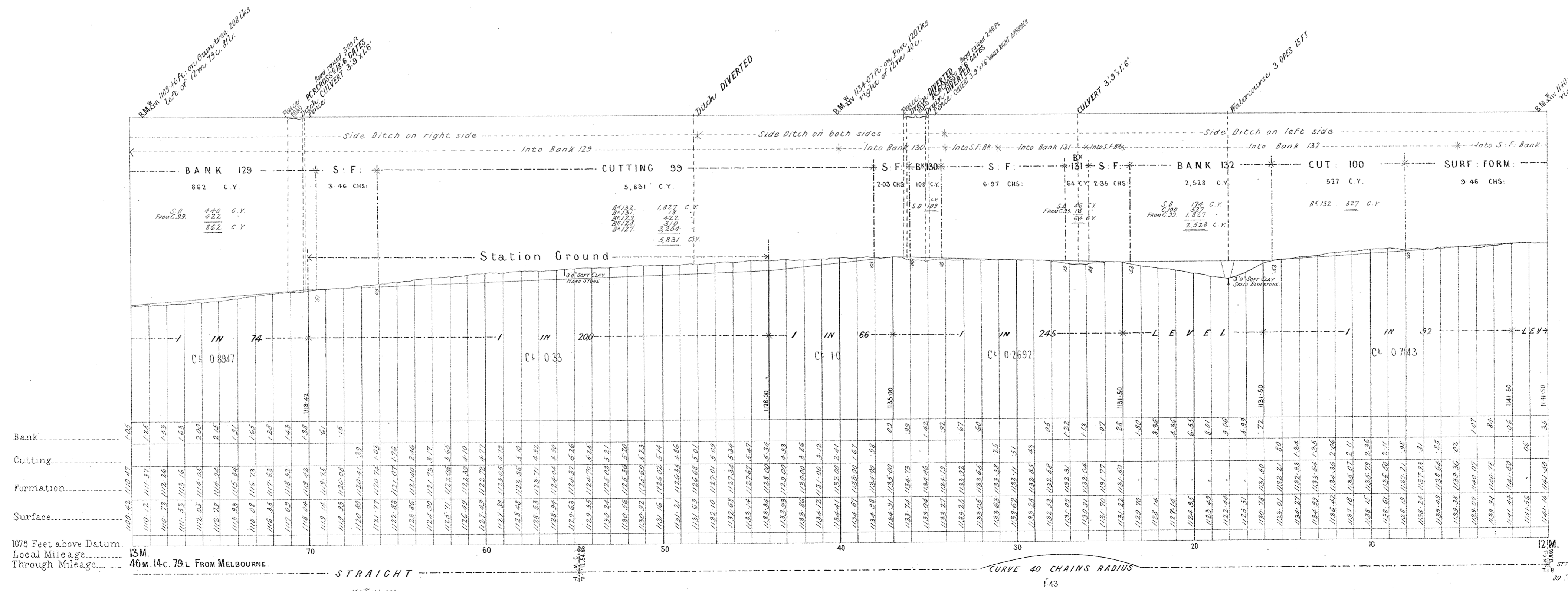
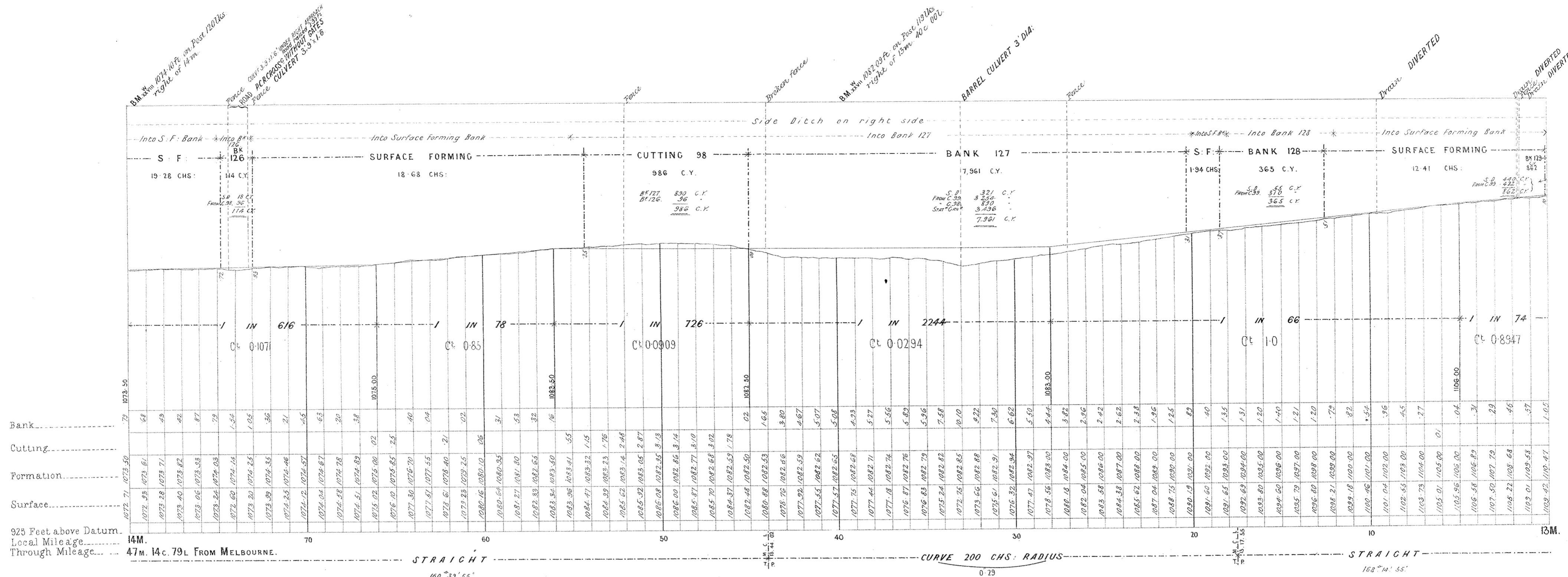
VICTORIAN RAILWAYS, WANDONG, HEATHCOTE AND SANDHURST LINE. (HEATHCOTE TO KILMORE)

**CONTRACT N^o 3303
N^o 14**

NOTE: Contractors must form their own judgment as to the nature of the excavations, borings and other information shown on these sections are derived from the Surveyors' notes but are not guaranteed as correct, and the Corporation will not incur any responsibility in respect thereof.

The figures under the description of the Curves at the bottom of the Section denote the super-elevation of the outer rail; Speed 30 miles an hour.

SCALES: HORIZONTAL 4 CHAINS TO AN INCH
VERTICAL 40 FEET TO AN INCH.



VICTORIAN RAILWAYS, WANDONG, HEATHCOTE AND SANDHURST LINE.

(HEATHCOTE TO KILMORE)

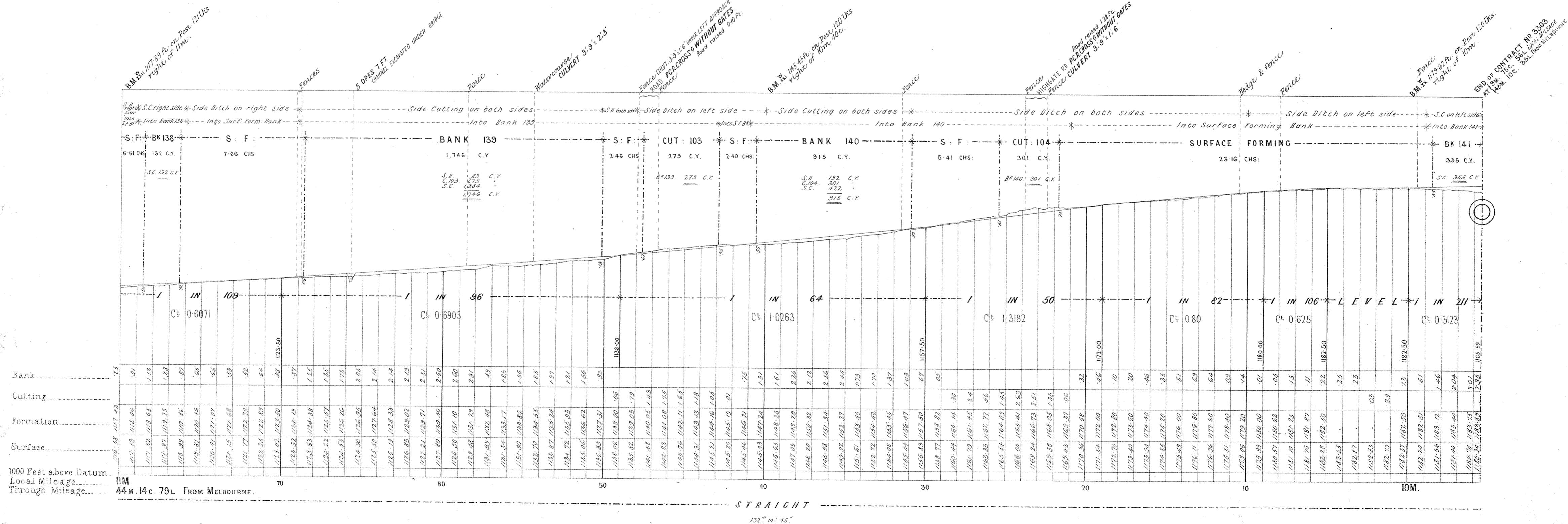
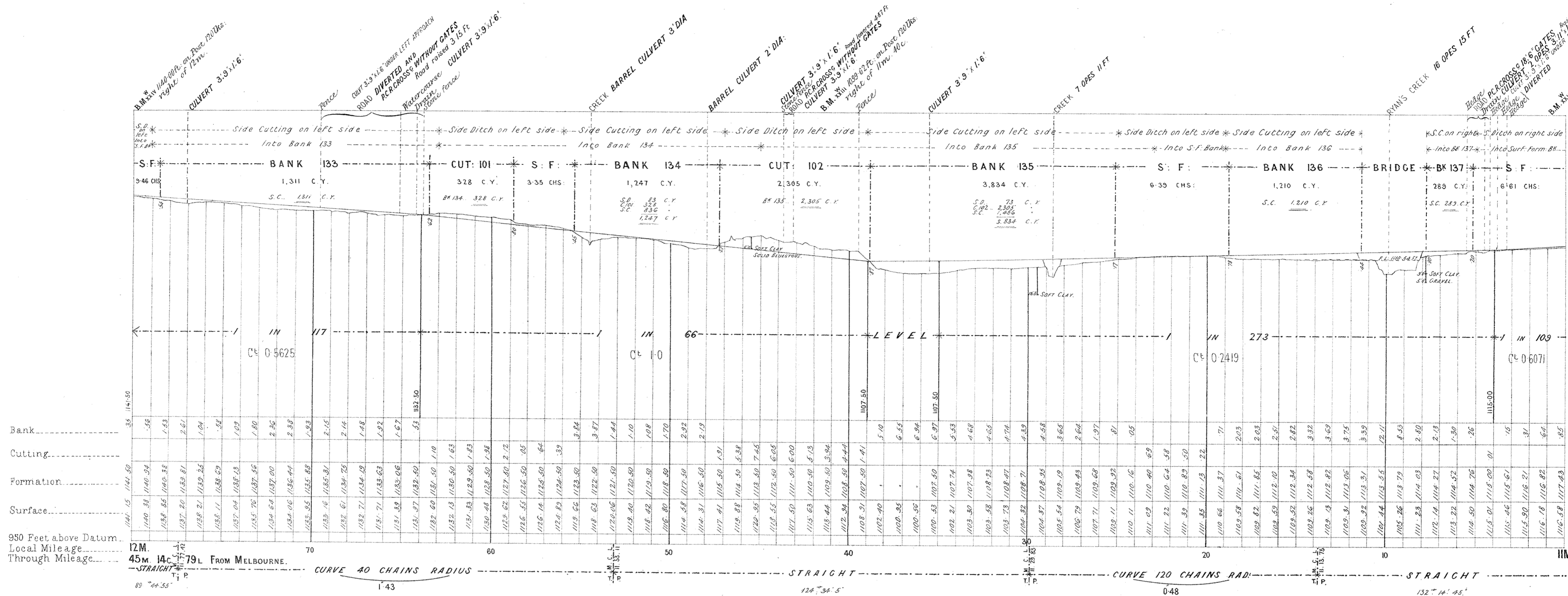
SCALES: HORIZONTAL 4 CHAINS TO AN INCH.
VERTICAL 40 FEET TO AN INCH.

CONTRACT No 3303

No 15

NOTE: Contractors must form their own judgment as to the nature of the Excavations, Borings and other information shown on these Sections are derived from the Surveyors' notes but are not guaranteed as correct, and the Corporation will not incur any responsibility in respect thereof.

The figures under the description of the Curves at the bottom of the Section denote the super-elevation of the outer rail; Speed 30 miles an hour.



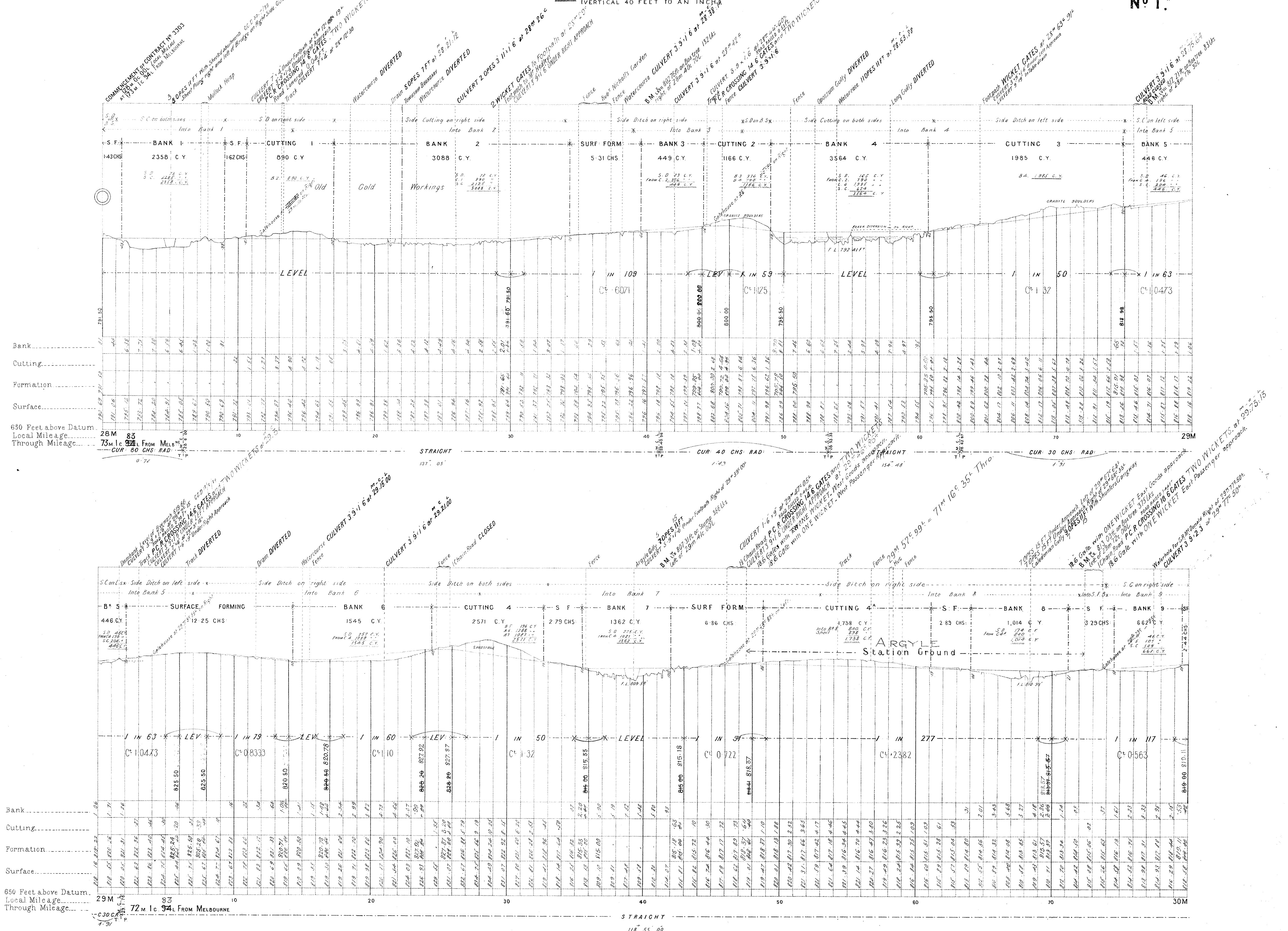
NOTE—Contractors must form their own judgment as to the nature of the Excavations, Burrows and other information shown on these Sections are derived from the Surveyors' notes but are not guaranteed as correct, and the Corporation will not incur any responsibility in respect thereof.

The figures under the description of the Curves at the bottom of the Section denote the super-elevation of the outer rail; Speed 30 miles per hour.

VICTORIAN RAILWAYS, WANDONG, HEATHCOTE AND SANDHURST LINE. (HEATHCOTE TO KILMORE)

**CONTRACT N° 3303.
N° 1.***

SCALES (HORIZONTAL 4 CHAINS TO AN INCH
VERTICAL 40 FEET TO AN INCH)



VICTORIAN RAILWAYS, WANDONG, HEATHCOTE AND SANDHURST LINE.

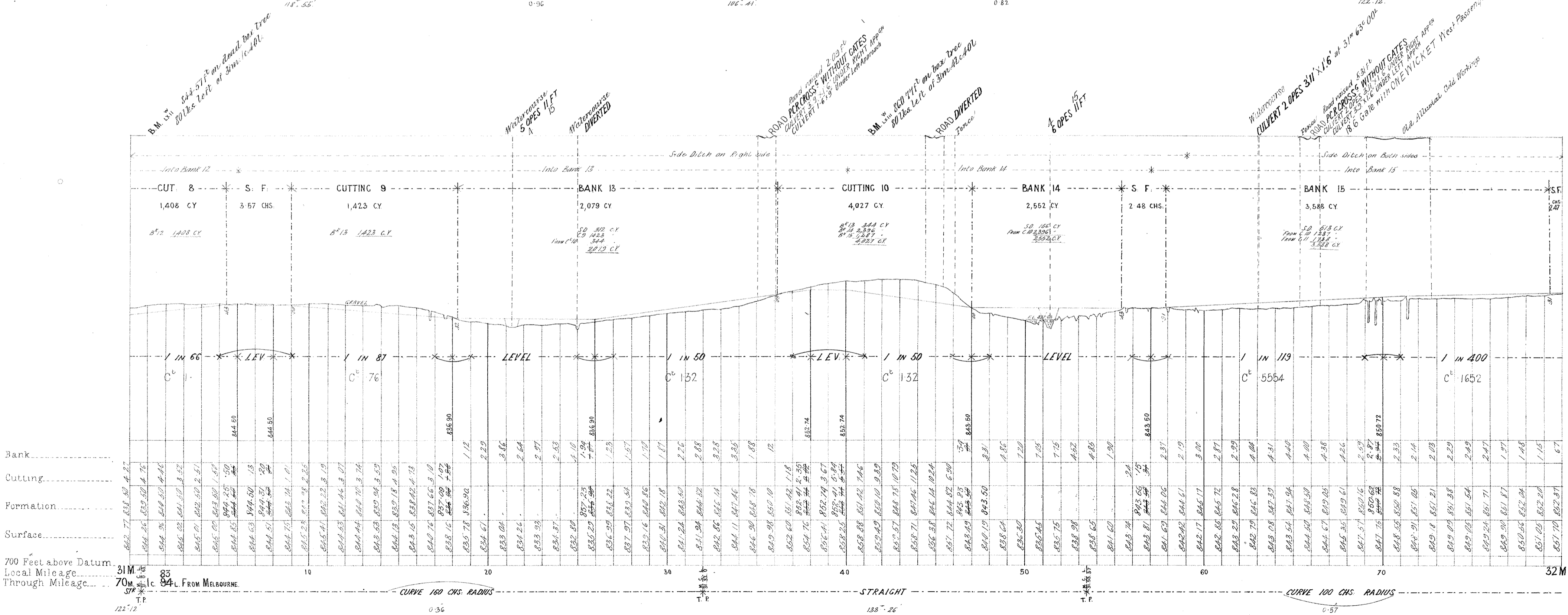
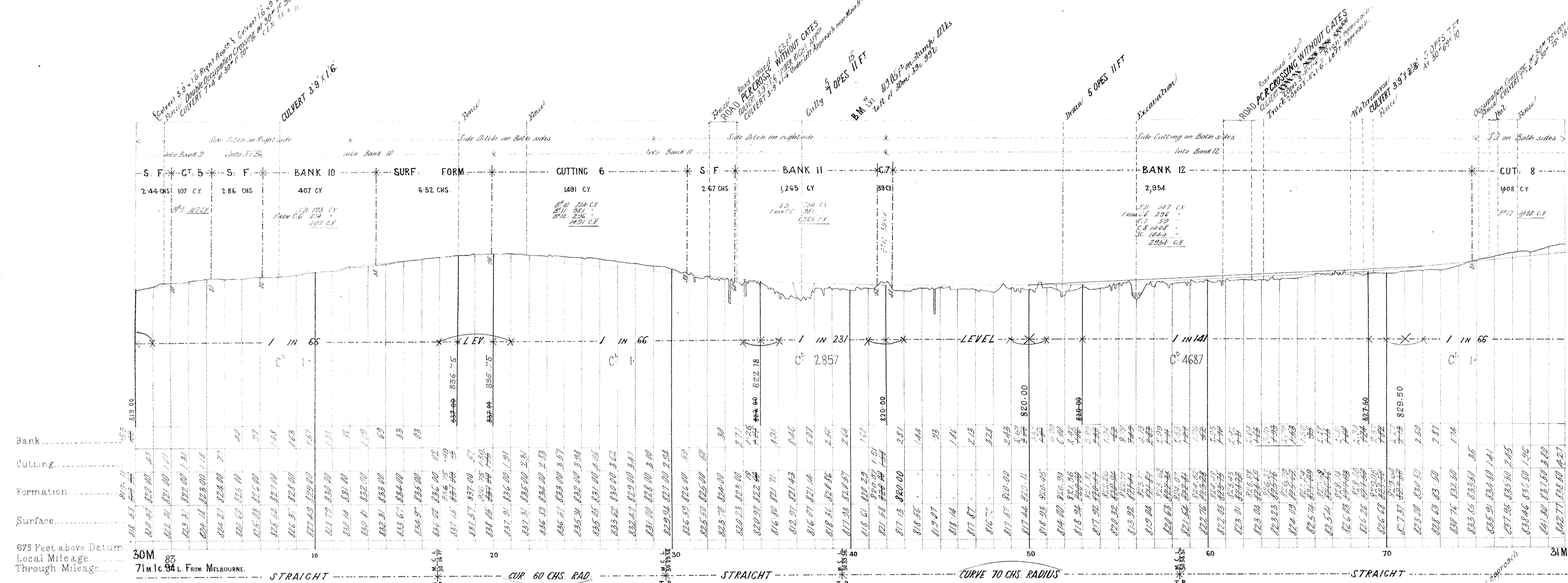
(HEATHCOTE TO KILMORE)

SCALES: HORIZONTAL 4 CHAINS TO AN INCH
VERTICAL 40 FEET TO AN INCH.

CONTRACT N^o 3303
N^o 2

NOTE: Contractors must form their own judgment as to the nature of the excavations, borrowings and other information shown on these sections, and the Corporation will not incur any responsibility in respect thereof.

The figures under the description of the Curves at the bottom of the Section denote the super-elevation of the water rail, speed 30 miles an hour.



VICTORIAN RAILWAYS, WANDONG, HEATHCOTE AND SANDHURST LINE. (HEATHCOTE TO KILMORE)

CONTRACT N^o 3303
N^o 3

NOTE—Contractors must form their own judgment as to the nature of the locations, bearings and other information shown on these sections are derived from the Surveyors' notes but are not guaranteed as correct, and the Corporation will not incur any responsibility in respect thereof.

The figures under the description of the Curves at the bottom of the section denote the super-elevation of the outer rail; Speed 30 miles an hour.

SCALES (HORIZONTAL 4 CHAINS TO AN INCH
VERTICAL 40 FEET TO AN INCH)

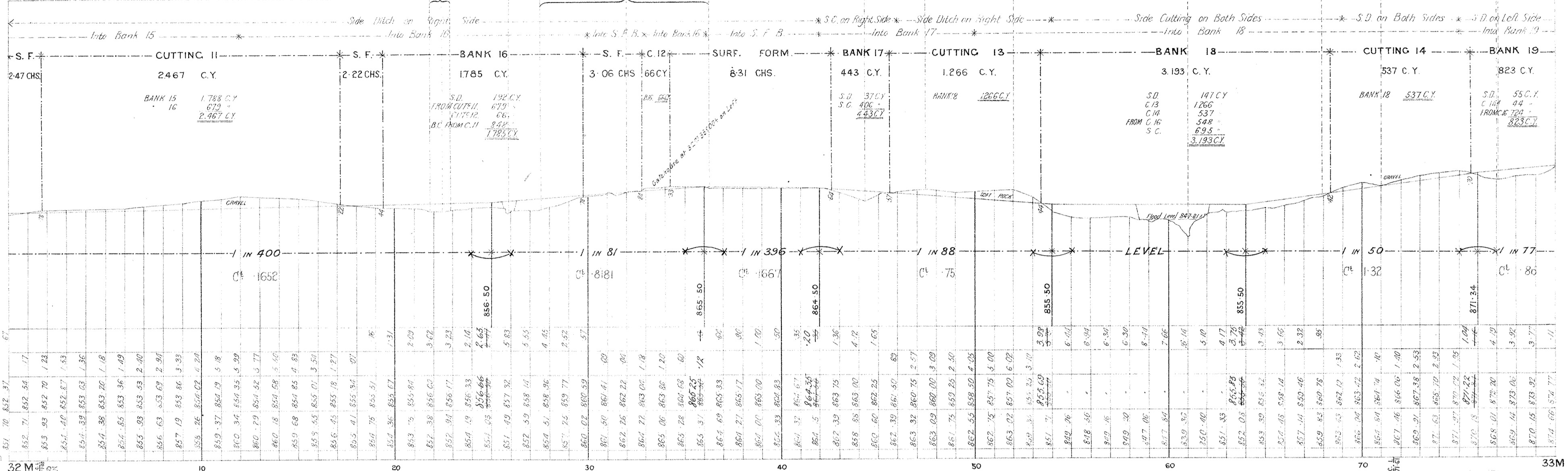
BM 500 807 1/4 FT on Red Earth
8 1/2 Chain from 200+30.267

R6 Gate-Wicket West Goods Approach

R6 Gate-Wicket East Goods Approach

R6 Gate-Wicket in Fence on Right of 300+200-42
SINGLE WICKET 2 OPES 3 1/2 FT
3 1/2 FT WICKET
R6 Gate-Wicket in Fence on Right of 300+200-42
SINGLE WICKET 2 OPES 3 1/2 FT
3 1/2 FT WICKET

R6 Gate-Wicket in Fence on Right of 300+200-42
SINGLE WICKET 2 OPES 3 1/2 FT
3 1/2 FT WICKET



725 Feet above Datum
Local Mileage
Through Mileage

32 Mile 94 L FROM MELBOURNE
CURVE 40 CHAINS RADIUS
1:43

STRAIGHT 117' 13"
CUR 40 CHS. RAD. 1:43


BM 500 800 8 1/2 FT on Dead Tree
8 1/2 Chain from 200+30.267
Watercourse
Fence
Watercourse ARCH CULVERT 4 x 4
Watercourse CULVERT 5' x 1'6"

Watercourse 5 OPES 7 FT of 300+195.064
Watercourse 5 OPES 7 FT
Watercourse CULVERT 2 OPES 3 1/2 x 2 1/2
Watercourse 8 1/2 x 3 1/2 FT on Strong
150' x 4 1/2' at 300+200.501
Watercourse CULVERT 3' x 1'6"

Watercourse CULVERT 2 OPES 3 1/2 x 1'6"

Watercourse 3' x 3'6" RC.P.
3 OPES 1'6"

BM 500 800 8 1/2 FT on Red Earth
8 1/2 Chain from 200+30.267



750 Feet above Datum
Local Mileage
Through Mileage

33 Mile 94 L FROM MELBOURNE
CURVE 40 CHAINS RADIUS
1:43

STRAIGHT 146' 2"
CURVE 80 CHAINS RADIUS 0:72

STRAIGHT 156' 8"
CURVE 40 CHAINS RADIUS 1:43

VICTORIAN RAILWAYS, WANDONG, HEATHCOTE AND SANDHURST LINE.

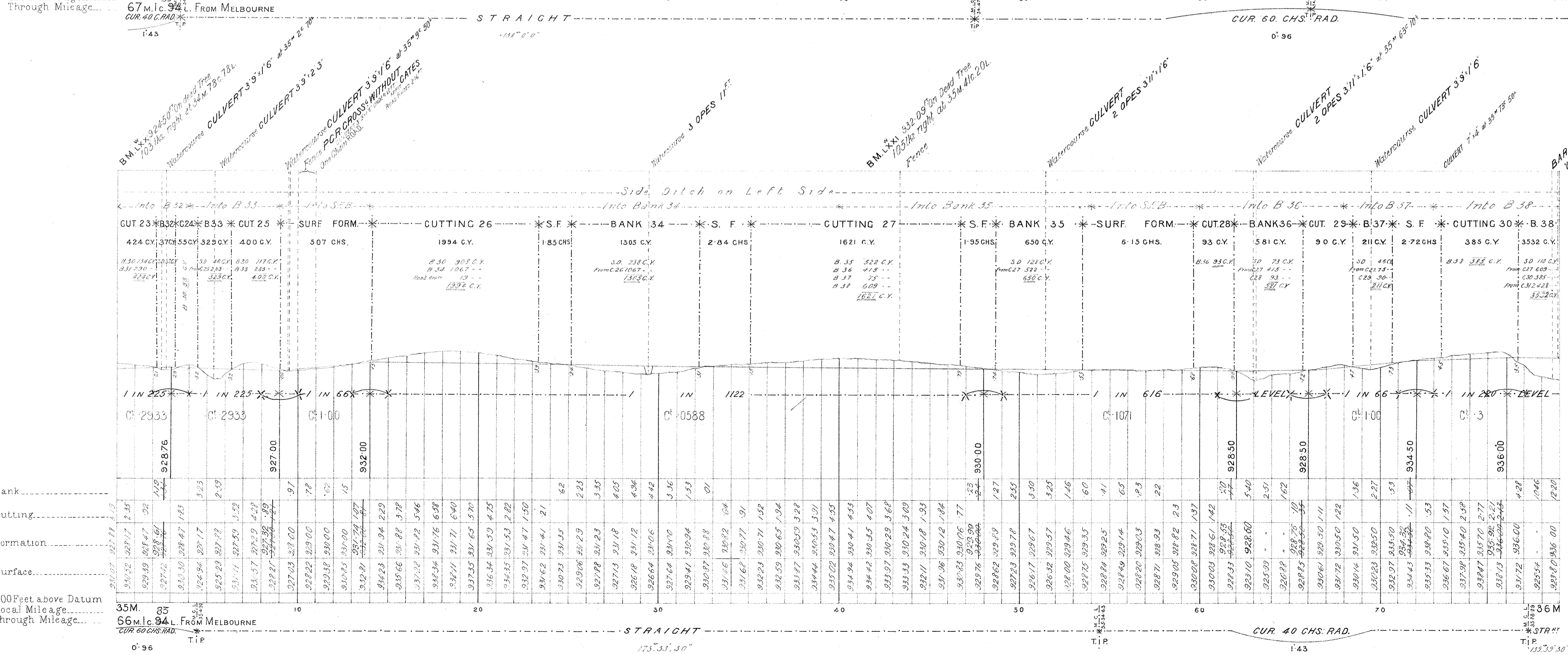
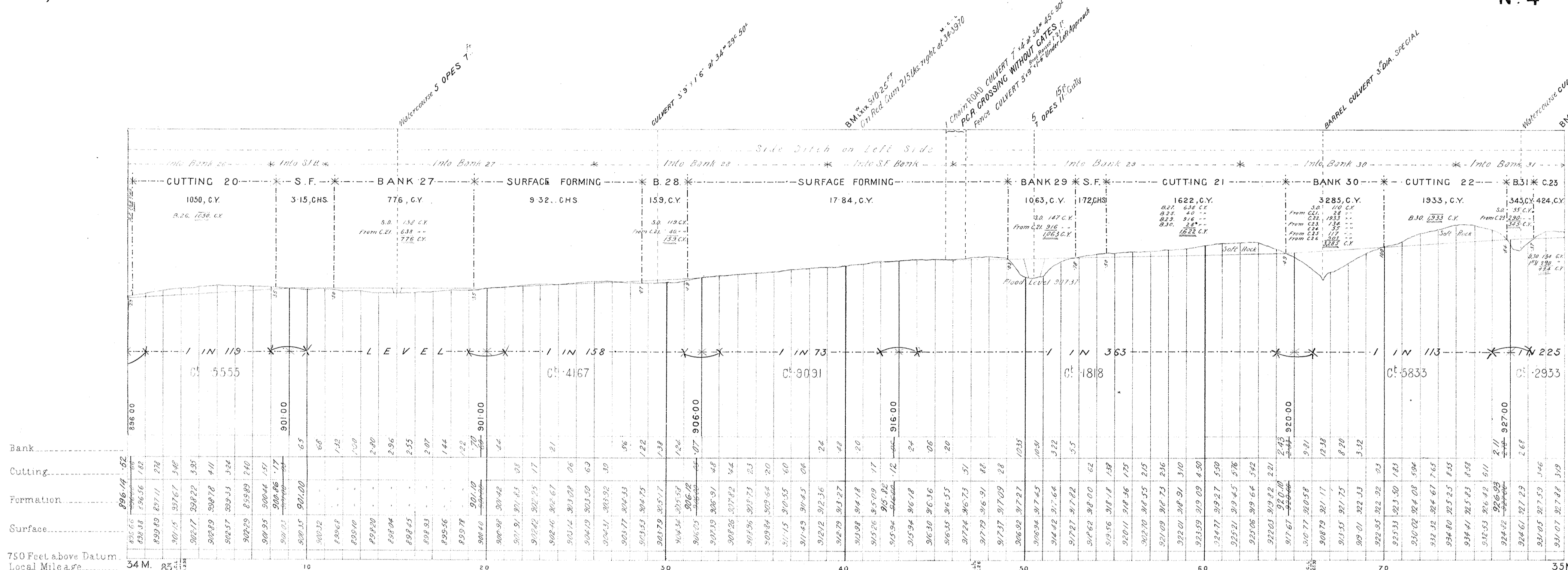
(HEATHCOTE TO KILMORE)

SCALES (HORIZONTAL 4 CHAINS TO AN INCH
VERTICAL 40 FEET TO AN INCH.)

CONTRACT N^o 3303
N^o 4

NOTE: Contractors must form their own judgment as to the nature of the Excavations, Borings and other information shown on these Sections are derived from the Surveyors' notes but are not guaranteed as correct, and the Corporation will not incur any responsibility in respect thereof.

The figures under the description of the Curves at the bottom of the Section denote the super-elevation of the outer rail; Speed 30 miles an hour.



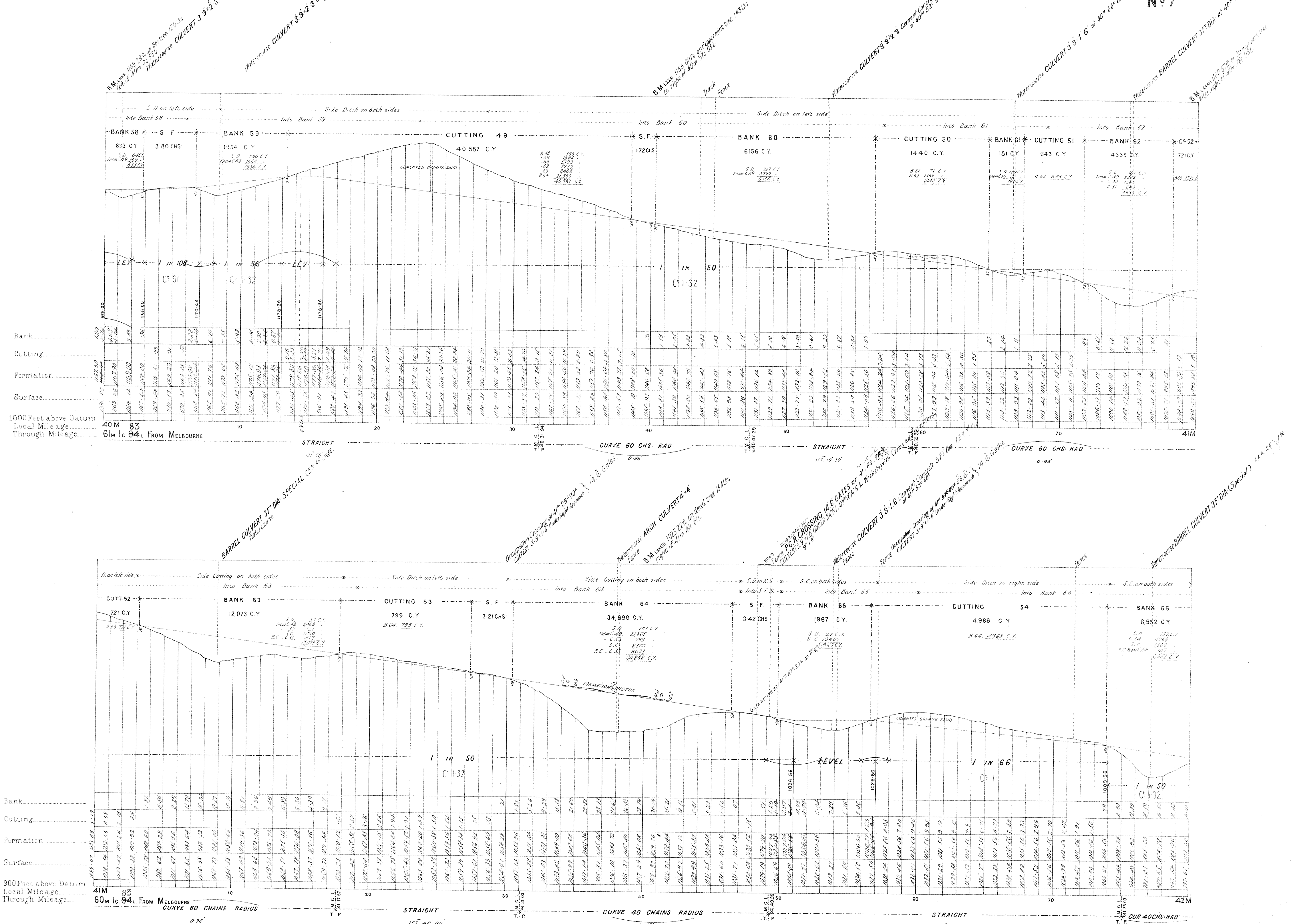
VICTORIAN RAILWAYS, WANDONG, HEATHCOTE AND SANDHURST LINE. (HEATHCOTE TO KILMORE)

CONTRACT No 3303
No 7

SCALES (HORIZONTAL 4 CHAINS TO AN INCH
VERTICAL 40 FEET TO AN INCH.)

NOTE: Contractors must form their own judgment as to the nature of the excavations, shavings and other information shown on these sections are derived from the Surveyors' notes but are not guaranteed as correct, and the Corporation will not incur any responsibility in respect thereof.

The figures under the description of the Curves at the bottom of the Section denote the super-elevation of the outer rail; Speed 30 miles an hour.




VICTORIAN RAILWAYS, WANDONG, HEATHCOTE AND SANDHURST LINE. (HEATHCOTE TO KILMORE)

**CONTRACT N° 3303
N° 8**

NOTE:—Contractors must form their own judgment as to the nature of the Elevation Bearings and other information shown on these Sections are derived from the Surveyors' notes but are not guaranteed as correct, and the Corporation will not incur any responsibility in respect thereof.

The figures under the description of the Curves at the bottom of the Section denote the super-elevation of the outer rail; Speed 30 miles an hour.

SCALES
HORIZONTAL 4 CHAINS TO AN INCH
VERTICAL 40 FEET TO AN INCH



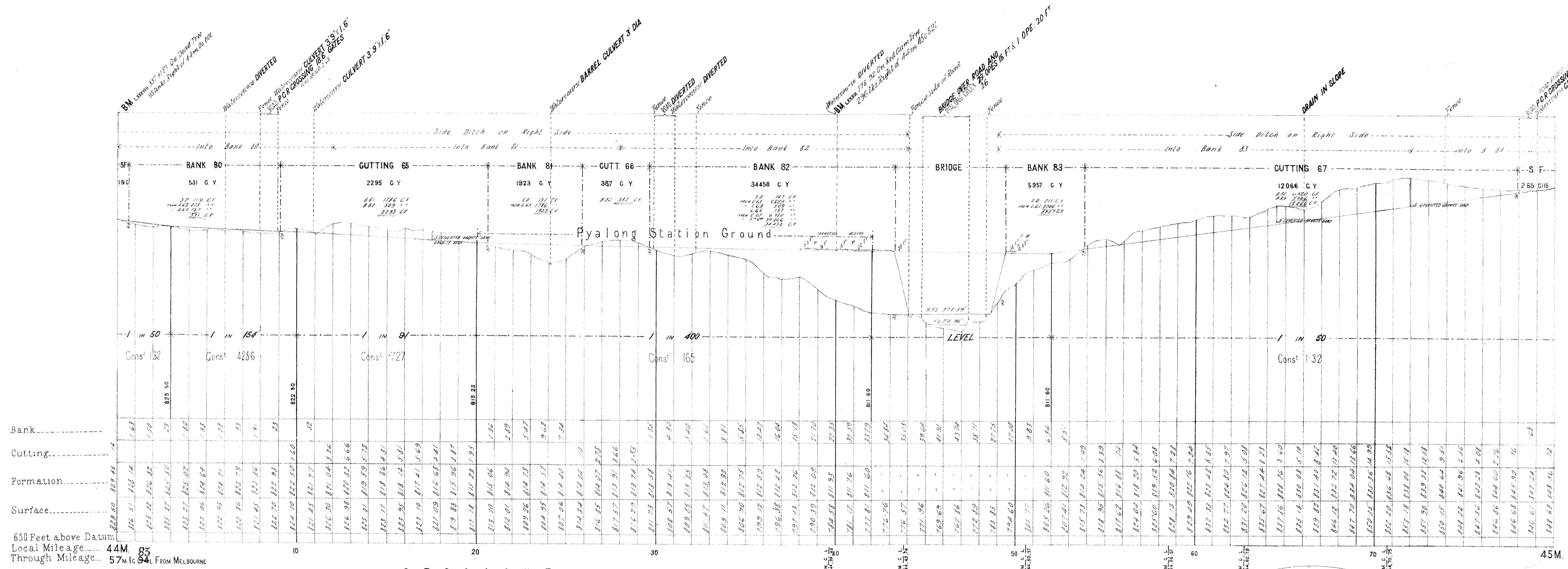
VICTORIAN RAILWAYS, WANDONG, HEATHCOTE AND SANDHURST LINE. (HEATHCOTE TO KILMORE)

CONTRACT N^o 3303.
N^o 9.

NOTE:-Contractors must form their own judgment as to the nature of the Excavations, Borings and other information shown on these Sections are derived from the Surveyors' notes but are not guaranteed as correct, and the Corporation will not incur any responsibility in respect thereof.

The figures under the description of the Curves at the bottom of the Section denote the super-elevation of the outer rail; Speed 30 miles an hour.

SCALES (HORIZONTAL 4 CHAINS TO AN INCH
VERTICAL 40 FEET TO AN INCH.



650 Feet above Datum
Local Mileage 44M 85
Through Mileage 57M to 94L FROM MELBOURNE

725 Feet above Datum
Local Mileage 45M 85
Through Mileage 56M to 94L FROM MELBOURNE

VICTORIAN RAILWAYS, WANDONG, HEATHCOTE AND SANDHURST LINE.

(HEATHCOTE TO KILMORE)

CONTRACT N^o 3303.
N^o 9*

NOTE—Contractors must form their own judgment as to the nature of the Excavations, Borrowings and other information shown on these sections are derived from the Surveyors' notes but are not guaranteed as correct, and the Corporation will not incur any responsibility in respect thereof.

The figures under the description of the Curves at the bottom of the Section denote the super-elevation of the outer rail; Speed 30 miles an hour.

SCALES (HORIZONTAL 4 CHAINS TO AN INCH
VERTICAL 40 FEET TO AN INCH)

