

# VICTORIAN RAILWAYS, CAULFIELD & FRANKSTON LINE

Scale, 10 Chains to 1 Inch.

CONTRACT N<sup>o</sup> 1377  
N<sup>o</sup> 1



we our  
for May 1881.  
The Hon. *Wm. Lyell* & *Wm. ...*



# VICTORIAN RAILWAYS, CAULFIELD & FRANKSTON LINE

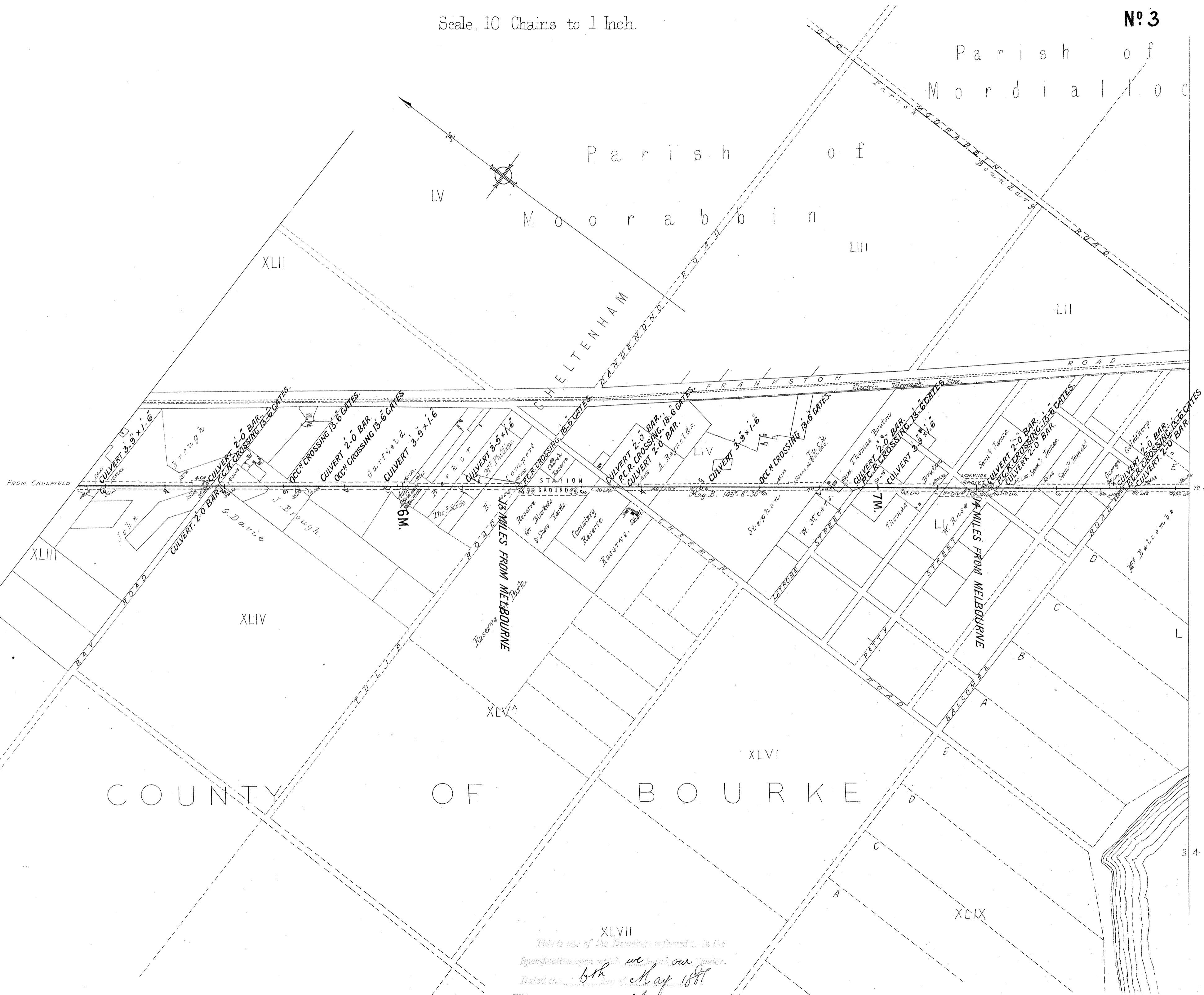
Scale, 10 Chains to 1 Inch.

CONTRACT N<sup>o</sup> 1377

N<sup>o</sup> 3

Parish of  
Mordialloc

Parish of  
Moora babin



XLVII  
This is one of the Drawings referred to in the  
Specification upon which we have our tender.  
Dated the 6th day of May 1881  
Witness to Signature  
*Thomas Williamson & Burns*

# VICTORIAN RAILWAYS, CAULFIELD & FRANKSTON LINE

Scale, 10 Chains to 1 Inch.

CONTRACT N<sup>o</sup> 1377  
N<sup>o</sup> 4



P O R T P H I L I P B A Y

This is one of the Drawings referred to in the  
Specification upon which we were employed.

Dated the 6th day of May 1881

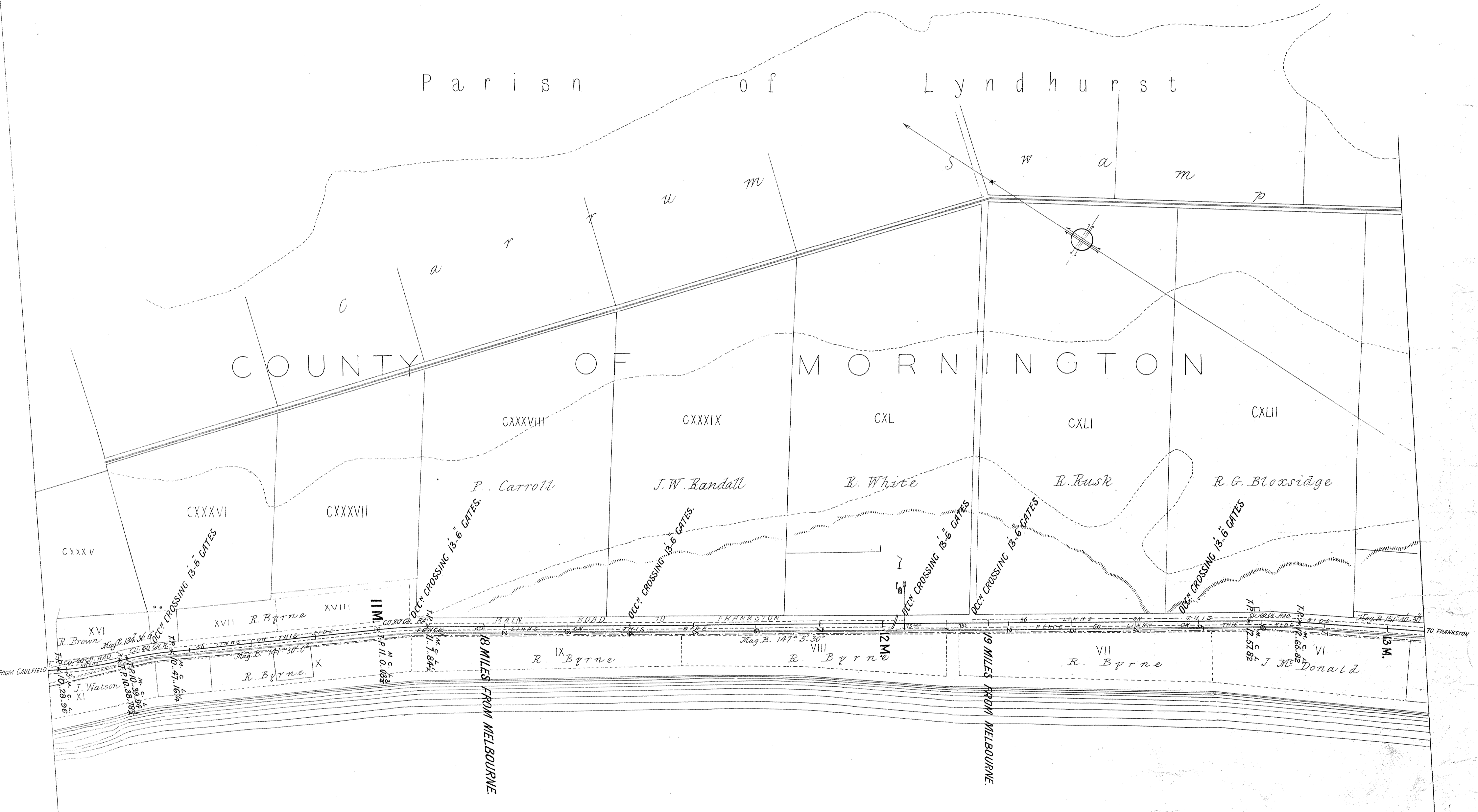
Witness to Signature

The Board of  
William and Burn

# VICTORIAN RAILWAYS, CAULFIELD & FRANKSTON LINE

Scale, 10 Chains to 1 Inch.

CONTRACT N<sup>o</sup> 1377  
N<sup>o</sup> 5

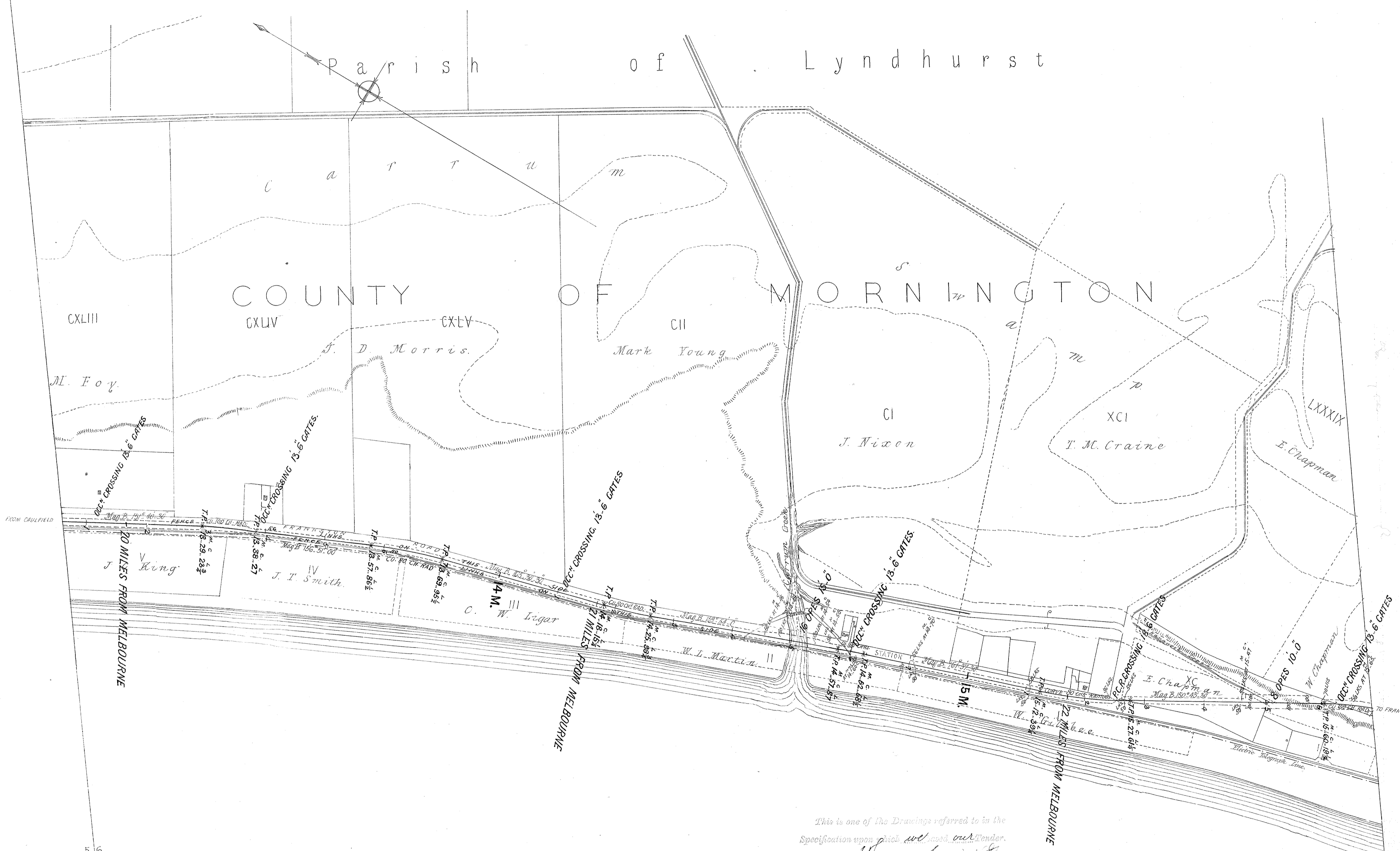


This is one of the Drawings referred to in the  
Specification upon which we based our Tender.  
Dated the 14<sup>th</sup> day of May 1881  
Witness to Signature—  
*The Hon. J. G. Thompson*

# VICTORIAN RAILWAYS, CAULFIELD & FRANKSTON LINE

Scale, 10 Chains to 1 Inch.

CONTRACT N<sup>o</sup> 1377  
N<sup>o</sup> 6

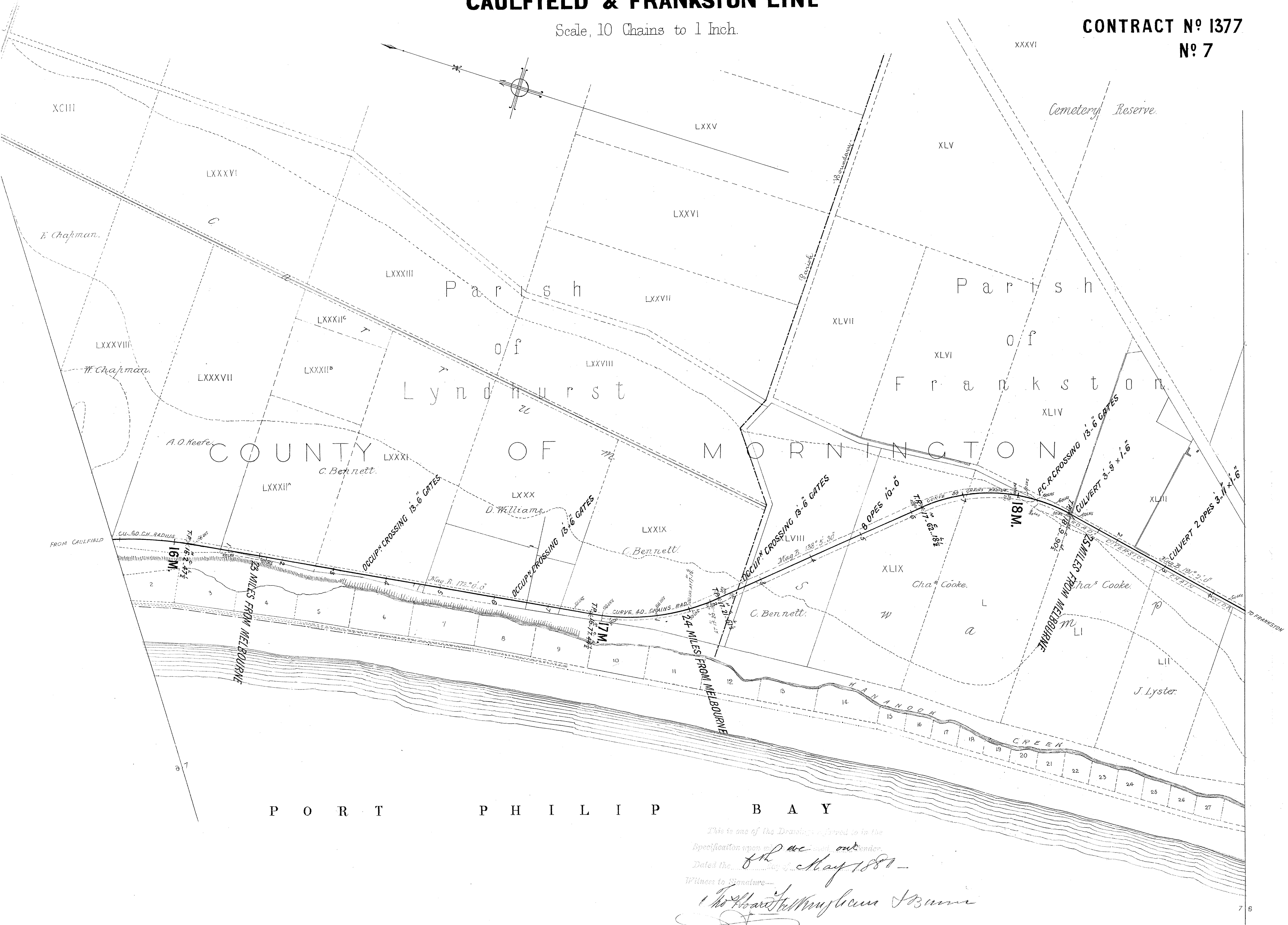


This is one of the Drawings referred to in the  
Specification upon which we made our Tender.  
Dated the 15th day of May 1881  
Witness to Signature—  
*Tho Hoare* *Wm Graham* *Sturmer*

# VICTORIAN RAILWAYS, CAULFIELD & FRANKSTON LINE

Scale, 10 Chains to 1 Inch.

CONTRACT N<sup>o</sup> 1377  
N<sup>o</sup> 7



P O R T P H I L I P B A Y

This is one of the Drawings referred to in the  
Specification upon which we issued our tender.  
Dated the 5<sup>th</sup> day of May 1881.  
Witness to Signature—  
*Thomas Henry Mungellum Staines*








# VICTORIAN RAILWAYS, CAULFIELD & FRANKSTON LINE

HORIZONTAL, 4 CHAINS TO AN INCH.  
VERTICAL, 40 FEET TO AN INCH.

CONTRACT N<sup>o</sup> 1377  
N<sup>o</sup> 10

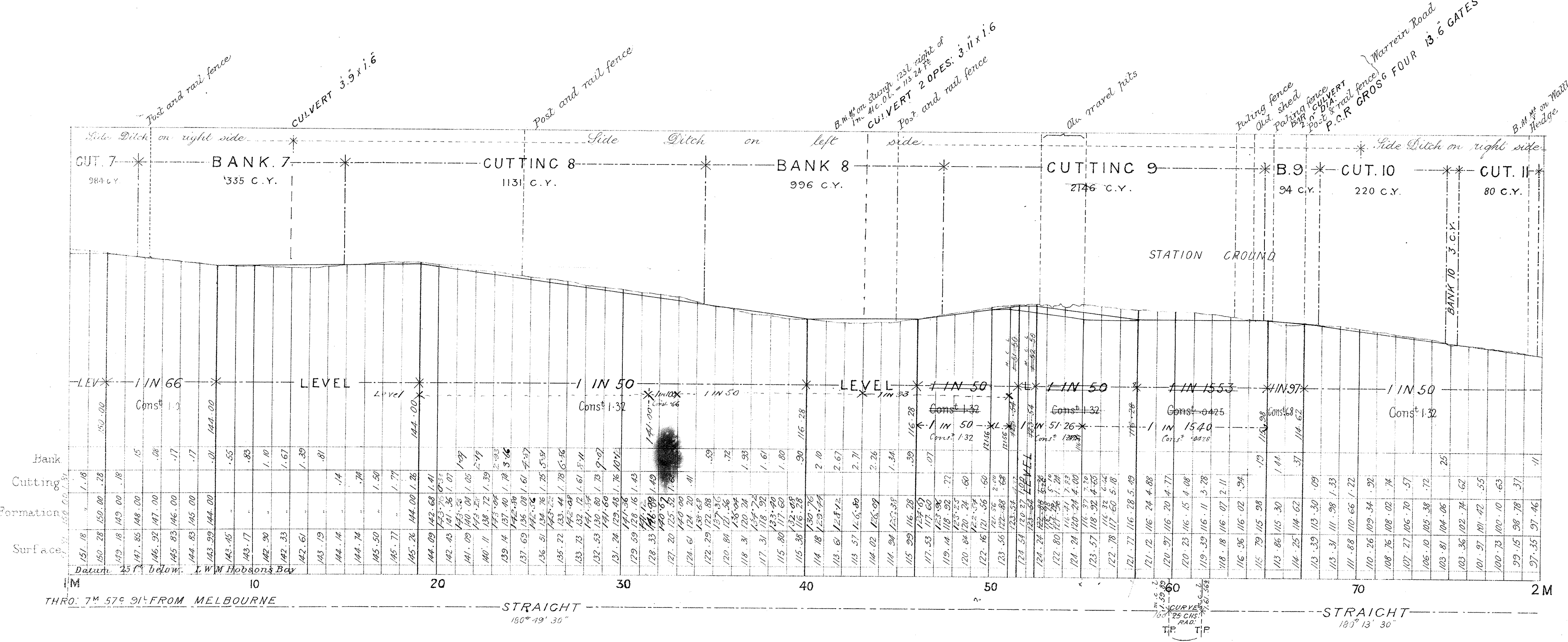
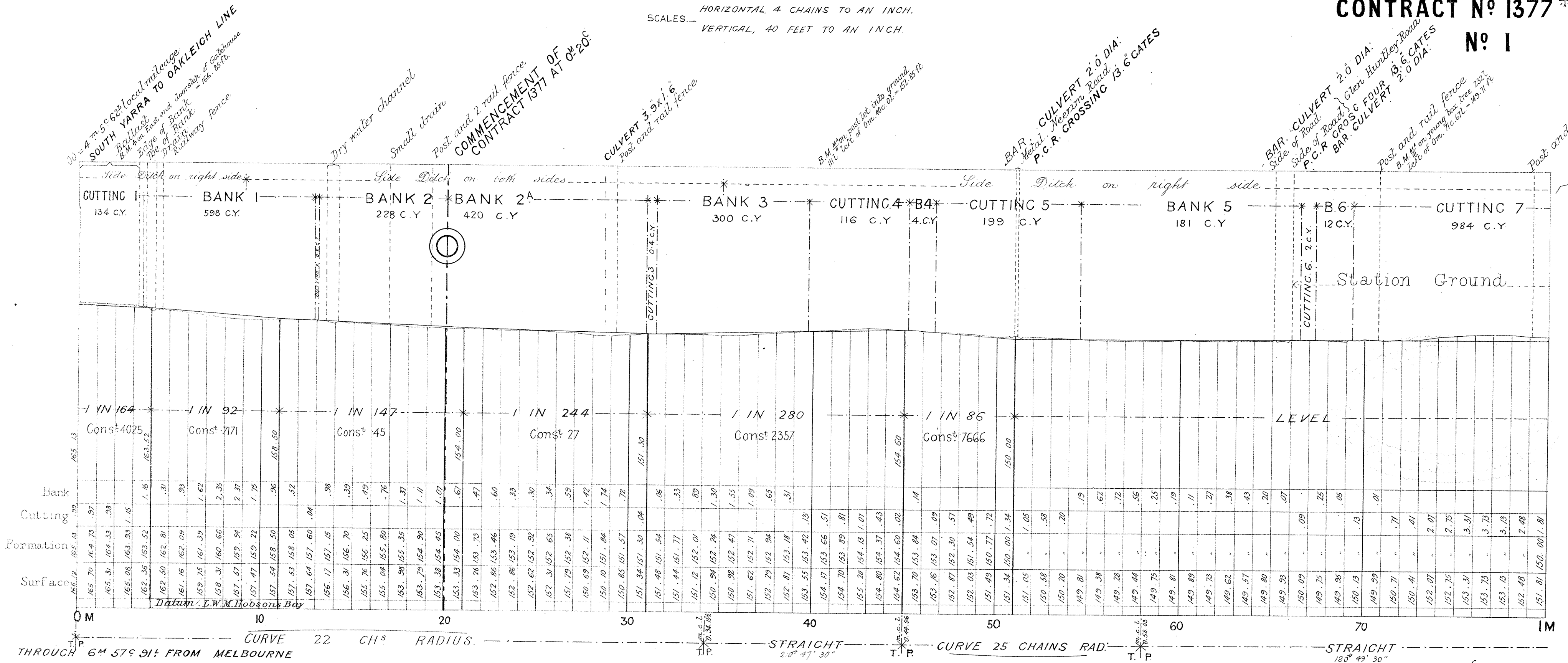


# VICTORIAN RAILWAYS, CAULFIELD & FRANKSTON LINE

HORIZONTAL, 4 CHAINS TO AN INCH.  
SCALES— VERTICAL, 40 FEET TO AN INCH

CONTRACT N<sup>o</sup> 1377 \*

N<sup>o</sup> 1

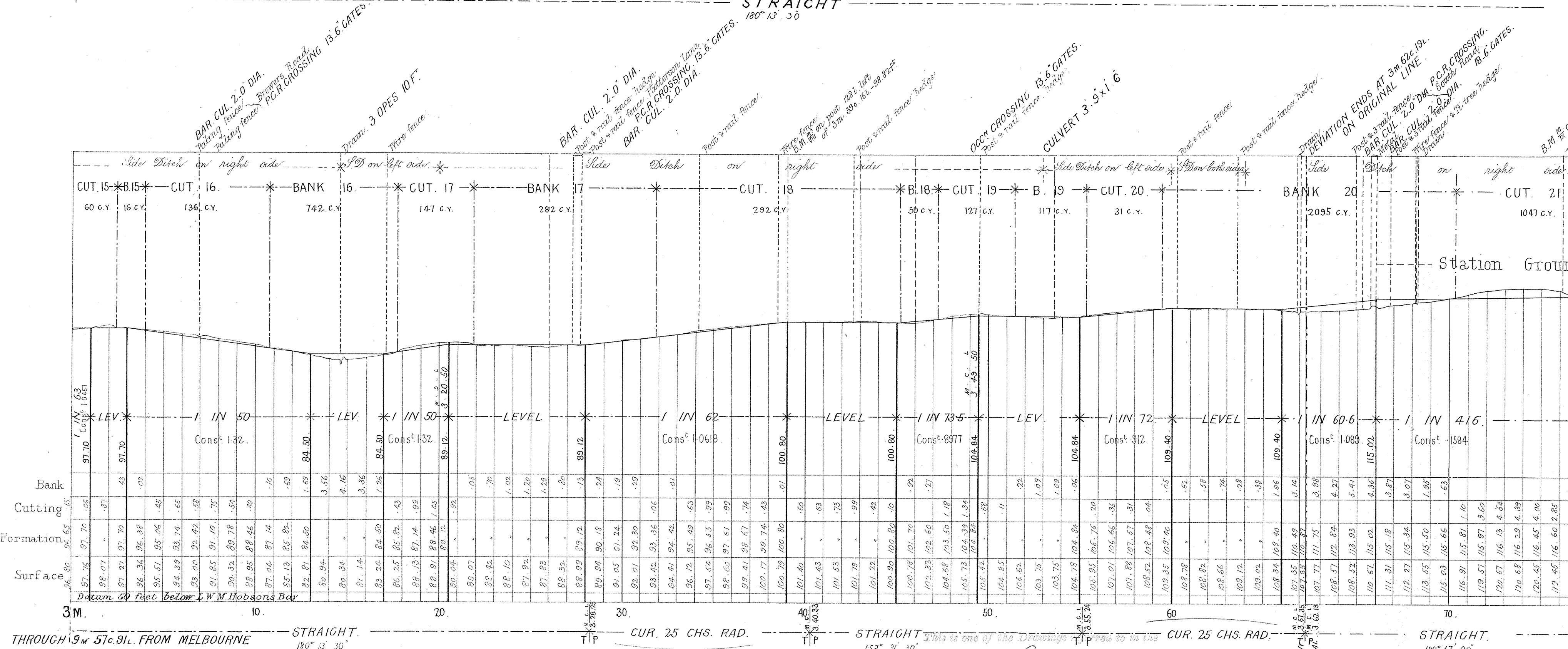
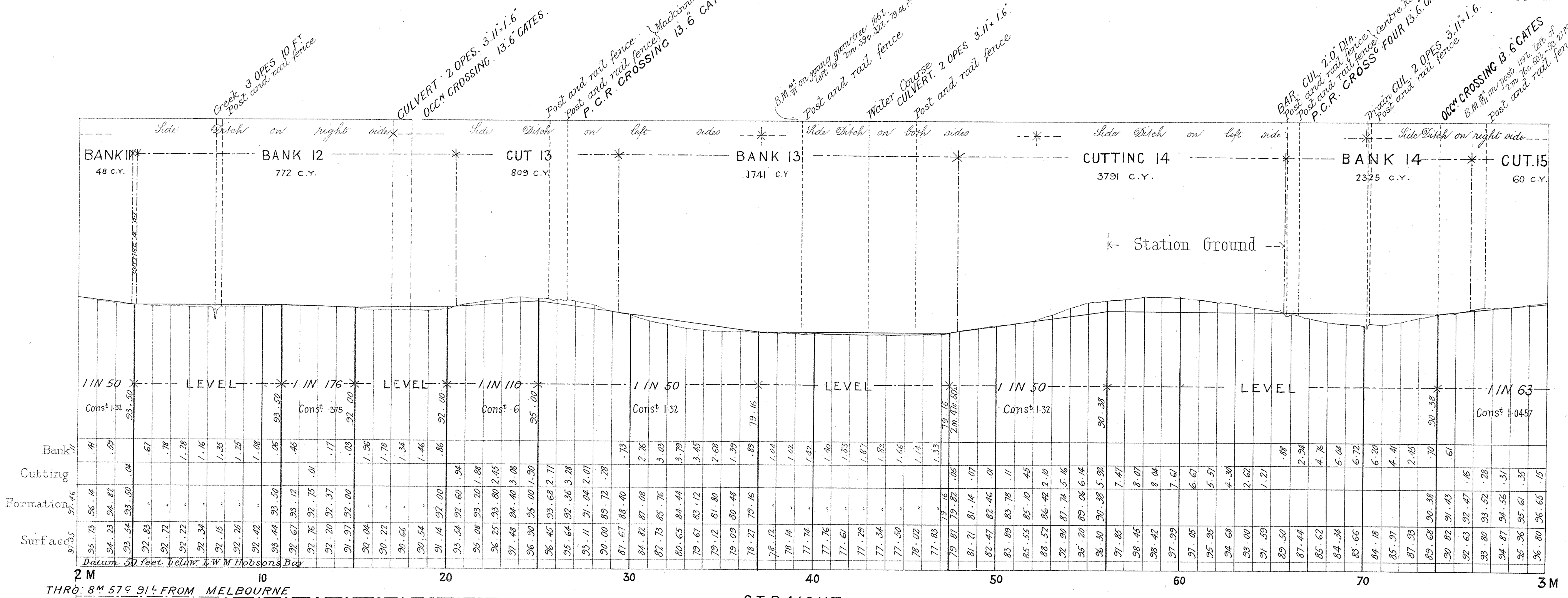


# VICTORIAN RAILWAYS, CAULFIELD & FRANKSTON LINE

CONTRACT N<sup>o</sup> 1377

N<sup>o</sup> 2

SCALES— HORIZONTAL, 4 CHAINS TO AN INCH.  
VERTICAL, 40 FEET TO AN INCH



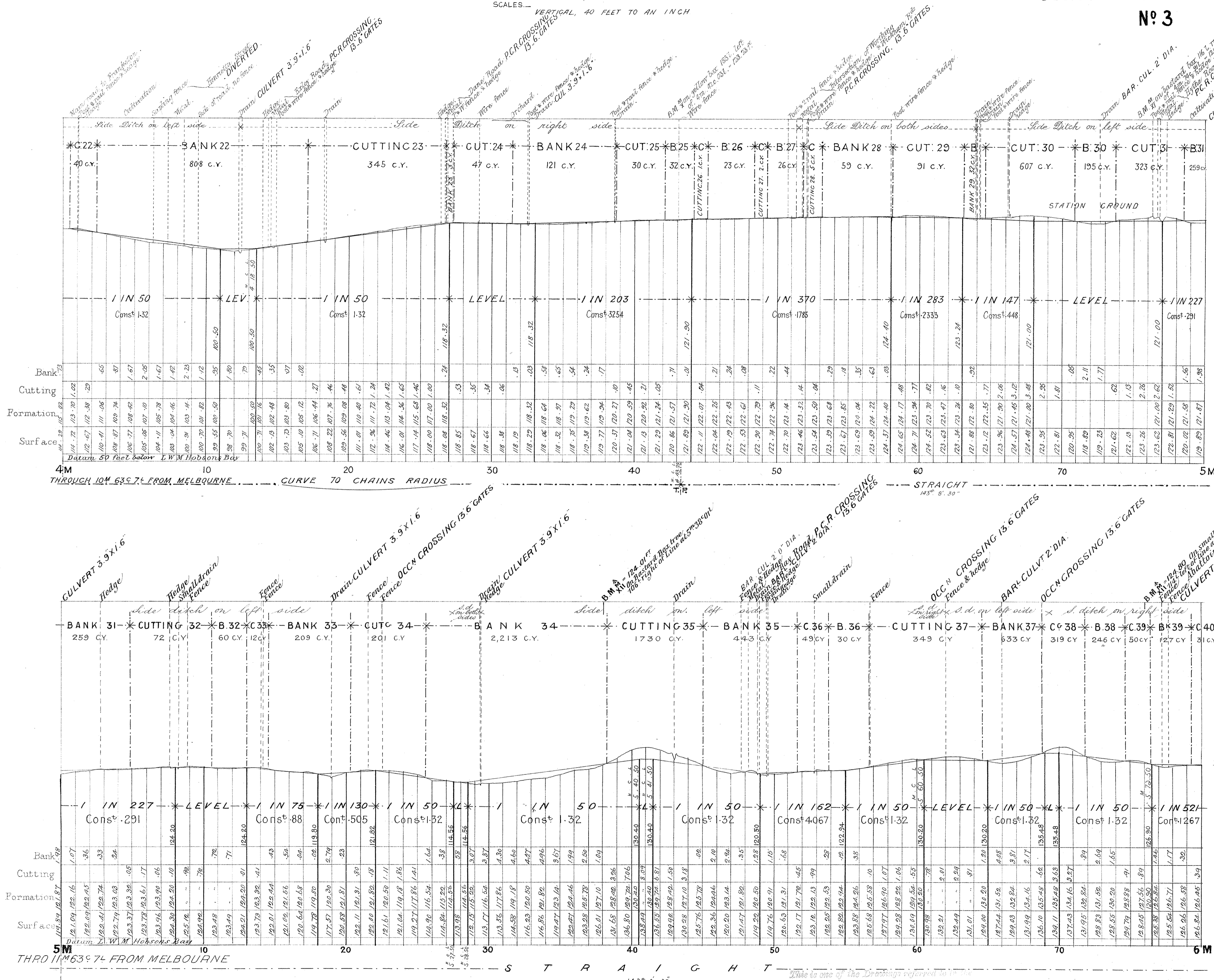
THROUGH 8" 57' 9 1/4" FROM MELBOURNE STRAIGHT 180° 13' 30" CUR. 25 CHS. RAD. STRAIGHT 152° 31' 30" CUR. 25 CHS. RAD. STRAIGHT 180° 17' 00" THRO. 10M.6

RAILWAY DEPARTMENT, MELBOURNE, APRIL 1881  
Dated the 15th day of May 1881  
Witness to signatures: *John W. ... & ...*

# VICTORIAN RAILWAYS, CAULFIELD & FRANKSTON LINE

CONTRACT N<sup>o</sup> 1377  
N<sup>o</sup> 3

SCALES— HORIZONTAL, 4 CHAINS TO AN INCH.  
VERTICAL, 40 FEET TO AN INCH



4M 10 20 30 40 50 60 70 8M  
THROUGH 10M 63.74 FROM MELBOURNE CURVE TO CHAINS RADIUS STRAIGHT  
143° 8' 30"


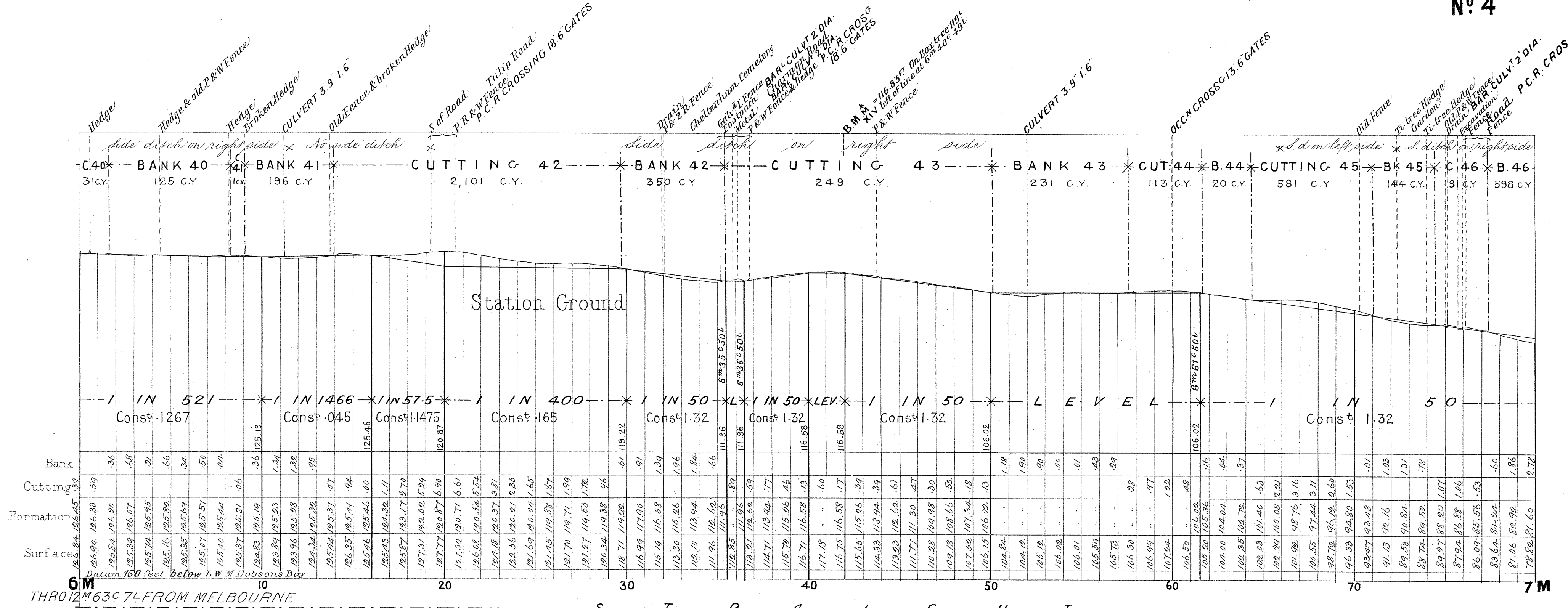
5M 10 20 30 40 50 60 70 8M  
THROUGH 10M 63.74 FROM MELBOURNE STRAIGHT  
143° 8' 30"

This is one of the Drawings referred to in the  
Specification upon which we based our tender.  
Dated the 6th day of May 1881  
Witness my hand and seal this 6th day of May 1881  
The Engineer  
RAILWAY DEPARTMENT, MELBOURNE, APRIL 1881  
N<sup>o</sup> 253

# VICTORIAN RAILWAYS, CAULFIELD & FRANKSTON LINE

CONTRACT N<sup>o</sup> 1377  
N<sup>o</sup> 4

SCALES.— HORIZONTAL, 4 CHAINS TO AN INCH.  
VERTICAL, 40 FEET TO AN INCH




This is one of the Drawings referred to in the Specification upon the 1<sup>st</sup> Tender.  
Dated the 6<sup>th</sup> day of May 1887  
Witness to Signatures John Adams & Barrow

RAILWAY DEPARTMENT, MELBOURNE, APRIL, 1881  
N<sup>o</sup> 245

# VICTORIAN RAILWAYS, CAULFIELD & FRANKSTON LINE

HORIZONTAL, 4 CHAINS TO AN INCH.  
VERTICAL, 40 FEET TO AN INCH.

CONTRACT N<sup>o</sup> 1377  
N<sup>o</sup> 5




This Home of the T...  
Specification upon which we used our...  
Dated the 15th day of May 1881  
Witness my hand & seal this 15th day of May 1881  
J. H. Stoddart  
J. H. Stoddart & Co. Engineers

RAILWAY DEPARTMENT, MELBOURNE, APRIL 1881  
N<sup>o</sup> 255.

# VICTORIAN RAILWAYS, CAULFIELD & FRANKSTON LINE

HORIZONTAL, 4 CHAINS TO AN INCH.  
VERTICAL, 40 FEET TO AN INCH.

CONTRACT NO 1377.  
No 5\*



8M  
Datum 100 feet below L.W.M Hobsons Bay  
THRO' 14" 63" 7" FROM MELBOURNE  
- C. 100 C. RAD. -  
TIP

9M  
Datum 150 feet below L.W.M Hobsons Bay  
THRO' 15" 63" 7" FROM MELB.  
- C. 80 CHS. RAD. -  
TIP


CUR. 80 CHS. RAD.  
TIP



# VICTORIAN RAILWAYS, CAULFIELD & FRANKSTON LINE

HORIZONTAL, 4 CHAINS TO AN INCH.  
SCALES.— VERTICAL, 40 FEET TO AN INCH.

CONTRACT N<sup>o</sup> 1377  
N<sup>o</sup> 6




This is one of the Drawings referred to in the  
Specification upon which we based our Tender.  
Dated the 11<sup>th</sup> day of May 1888  
Witness my Signature  
*Thos. Board* *Thos. Mayham* *J. Brown*  
RAILWAY DEPARTMENT, MELBOURNE, APRIL 1888  
N<sup>o</sup> 257

# VICTORIAN RAILWAYS, CAULFIELD & FRANKSTON LINE

SCALES.— HORIZONTAL, 4 CHAINS TO AN INCH.  
VERTICAL, 40 FEET TO AN INCH

CONTRACT N<sup>o</sup> 1377  
N<sup>o</sup> 7

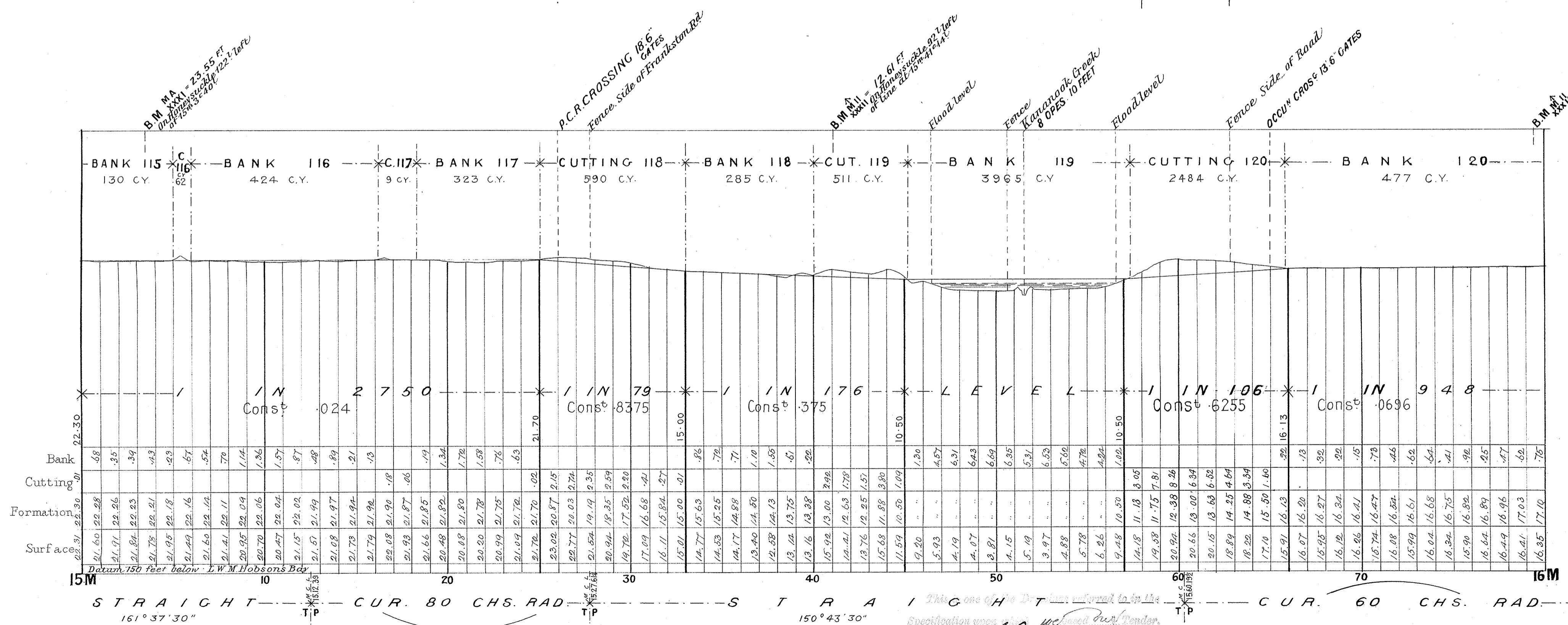
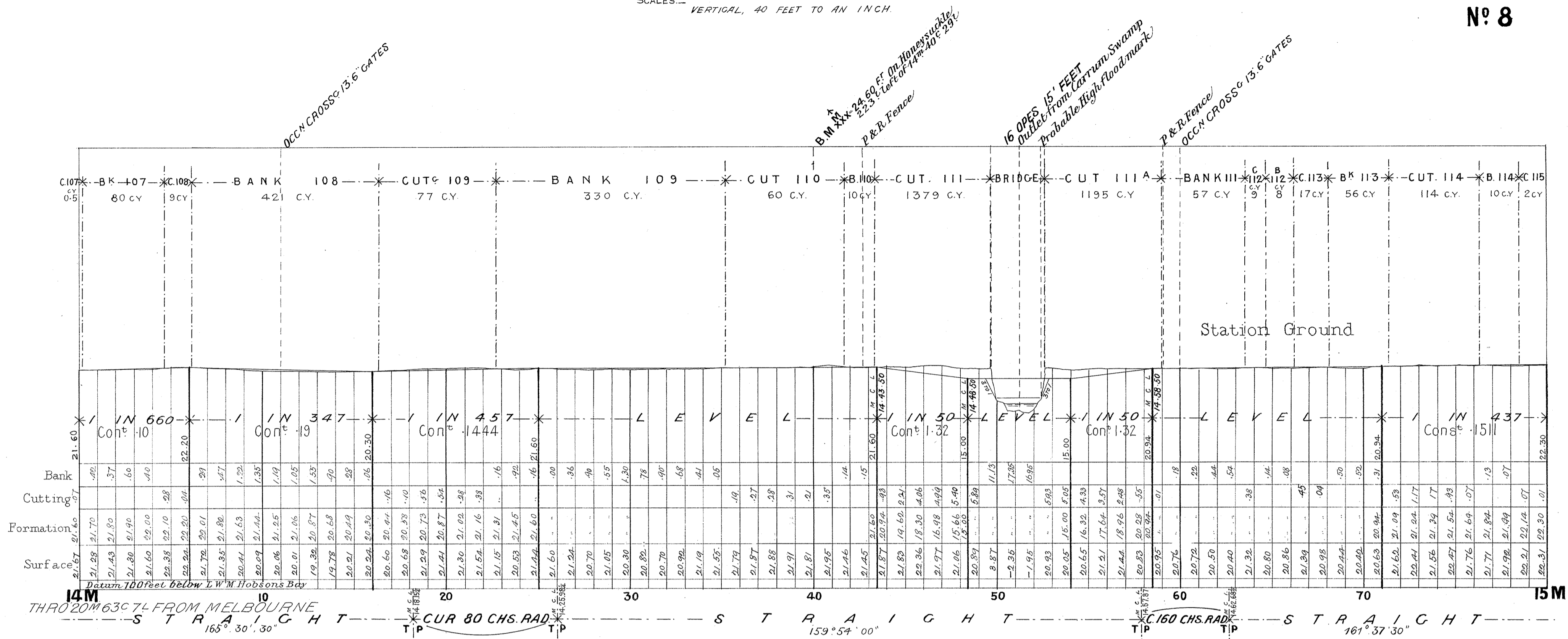


Dated this 5th day of July 1881.  
Witness to the said  
The Hon. Sir John McAlister & Co. Secy.

# VICTORIAN RAILWAYS, CAULFIELD & FRANKSTON LINE

HORIZONTAL, 4 CHAINS TO AN INCH.  
VERTICAL, 40 FEET TO AN INCH.

CONTRACT N<sup>o</sup> 1377  
N<sup>o</sup> 8



Specification upon which we used our Tender.


Dated the 21<sup>st</sup> day of May 1888

Witness to Signature  
*John Moore*

# VICTORIAN RAILWAYS, CAULFIELD & FRANKSTON LINE

**CONTRACT N<sup>o</sup> 1377  
N<sup>o</sup> 8\***


HORIZONTAL, 4 CHAINS TO AN INCH.  
VERTICAL, 40 FEET TO AN INCH



# VICTORIAN RAILWAYS, CAULFIELD & FRANKSTON LINE

HORIZONTAL, 4 CHAINS TO AN INCH.  
SCALES.— VERTICAL, 40 FEET TO AN INCH.

CONTRACT N<sup>o</sup> 1377.  
N<sup>o</sup> 9



This is one of the Drawings referred to in the Specification upon which we based our Tender.  
Dated the 6th day of May 1888  
Witness to signature  
The Engineer *John W. ...*

RAILWAY DEPARTMENT, MELBOURNE, APRIL 1881  
N<sup>o</sup> 273