


VICTORIAN RAILWAYS, BALLARAT AND BUNINYONG LINE.

SCALE, 10 CHAINS TO AN INCH

CONTRACT N^o 3099.
N^o 1.



Handwritten initials and date:
E.M.H.
27.3.88




VICTORIAN RAILWAYS, BALLARAT AND BUNINYONG LINE.

SCALE, 10 CHAINS TO AN INCH

CONTRACT N^o 3099.
N^o 2.



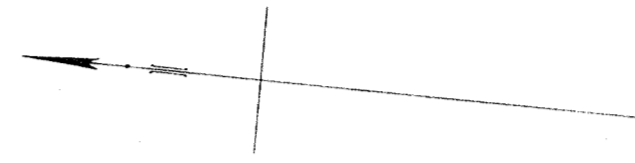
I accept this as one of the Drawings referred to in the
Specification and Conditions of Contract... We... based
our Tender Dated the 26th day of March 1885.
Signature of Contractor Lewis & Robert
Witness to Signature D Macdonald
Date 9/4/85




VICTORIAN RAILWAYS, BALLARAT AND BUNINYONG LINE.

SCALE, 10 CHAINS TO AN INCH

CONTRACT N^o3099.
N^o3.



I accept this as one of the drawings referred to in the Specification and Conditions applicable to the work, and based on my Tender Dated the 27th day of March 1888.
Signature of Contractor *Luvis Roberts*
Witness to Signature *D. Macdonald*
Date *9.4.88.*



VICTORIAN RAILWAYS, BALLARAT AND BUNINYONG LINE. Plan of Land

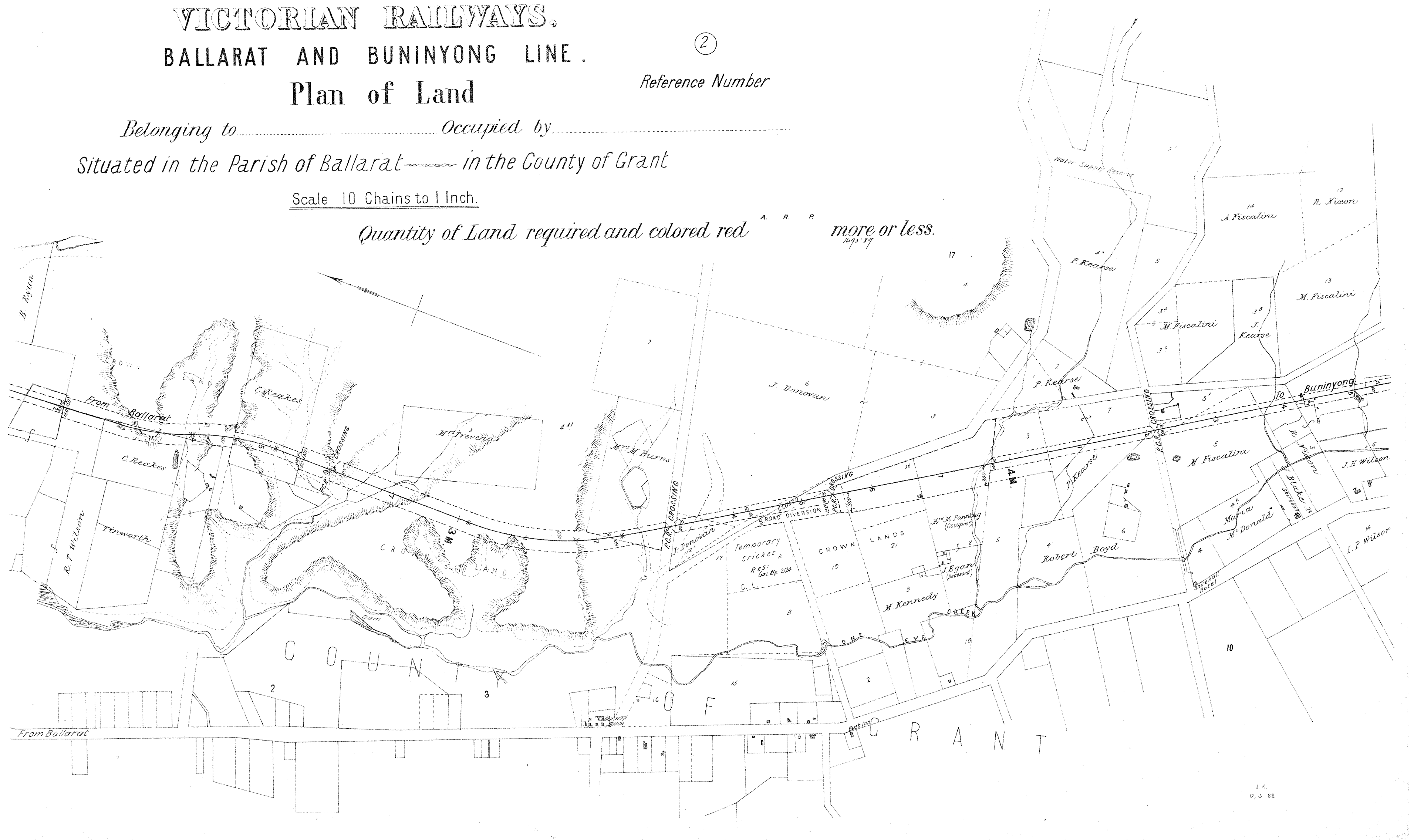
(2)

Reference Number

Belonging to..... Occupied by.....
Situating in the Parish of Ballarat..... in the County of Grant

Scale 10 Chains to 1 Inch.

Quantity of Land required and colored red more or less.
1493 87



VICTORIAN RAILWAYS, BALLARAT AND BUNINYONG LINE. Plan of Land

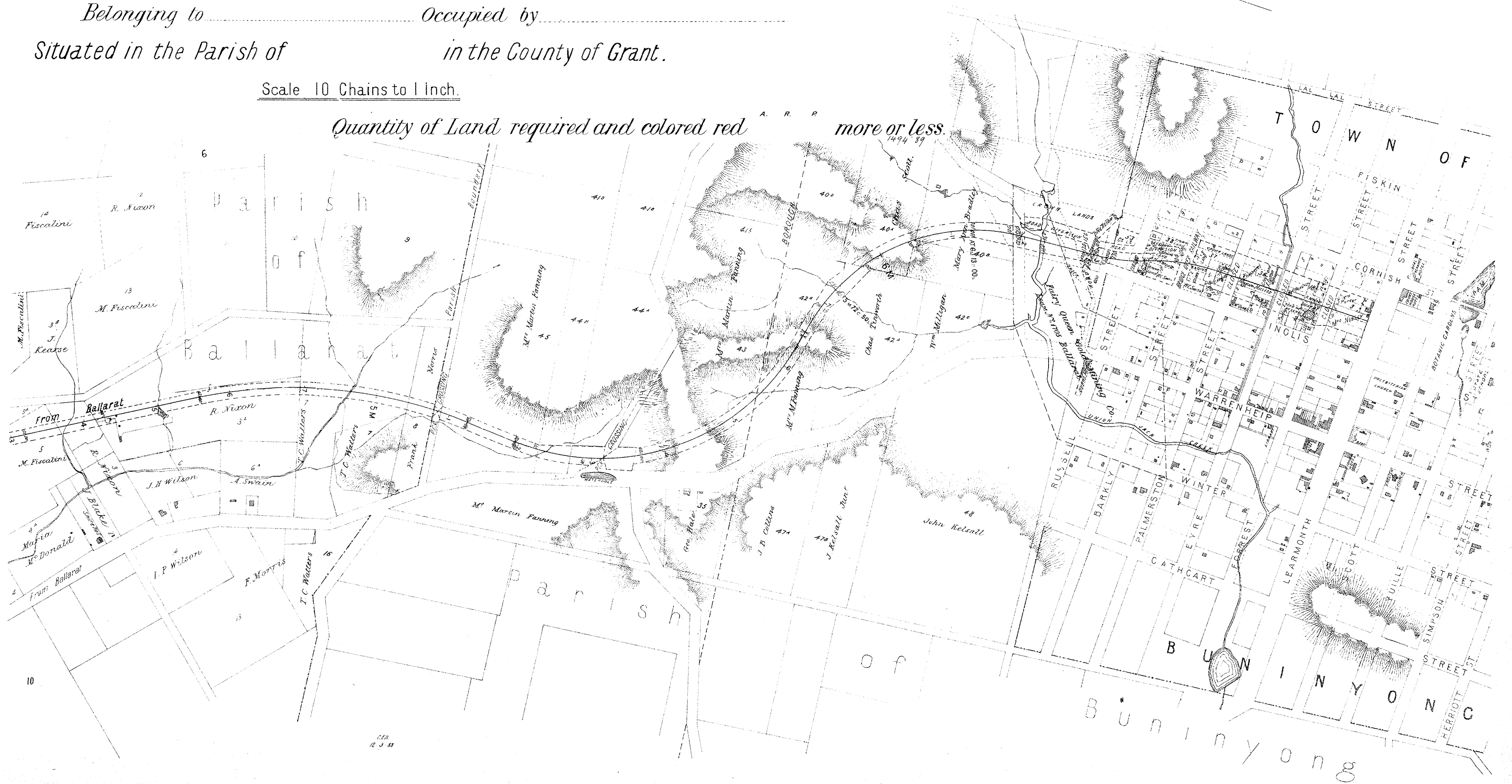
③

Reference Number

Belonging to Occupied by
Situating in the Parish of in the County of Grant.

Scale 10 Chains to 1 Inch.

Quantity of Land required and colored red more or less.



C.E.H.
12.3.83

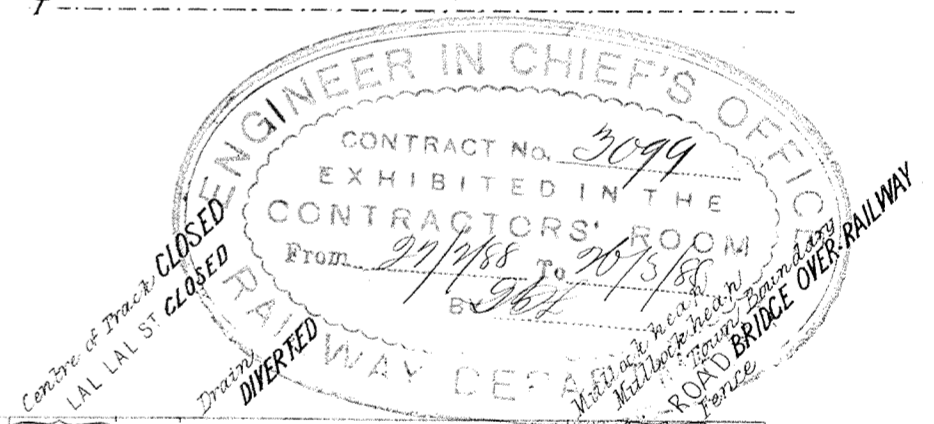
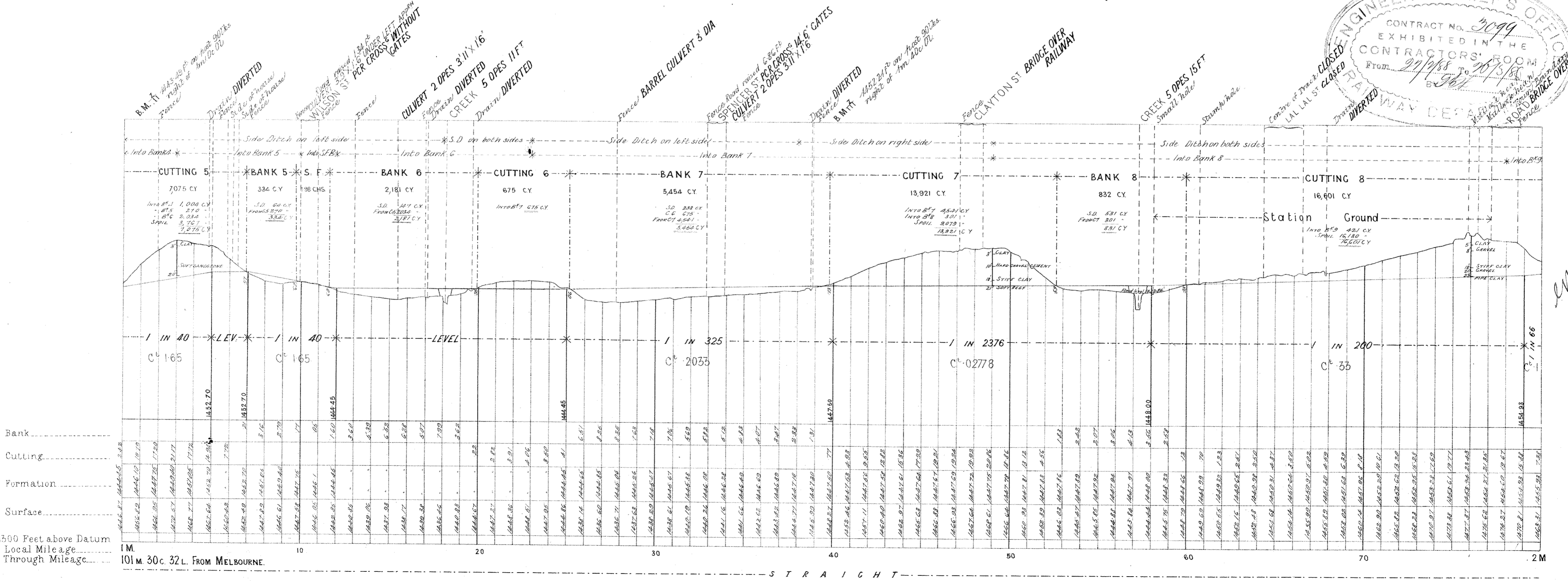
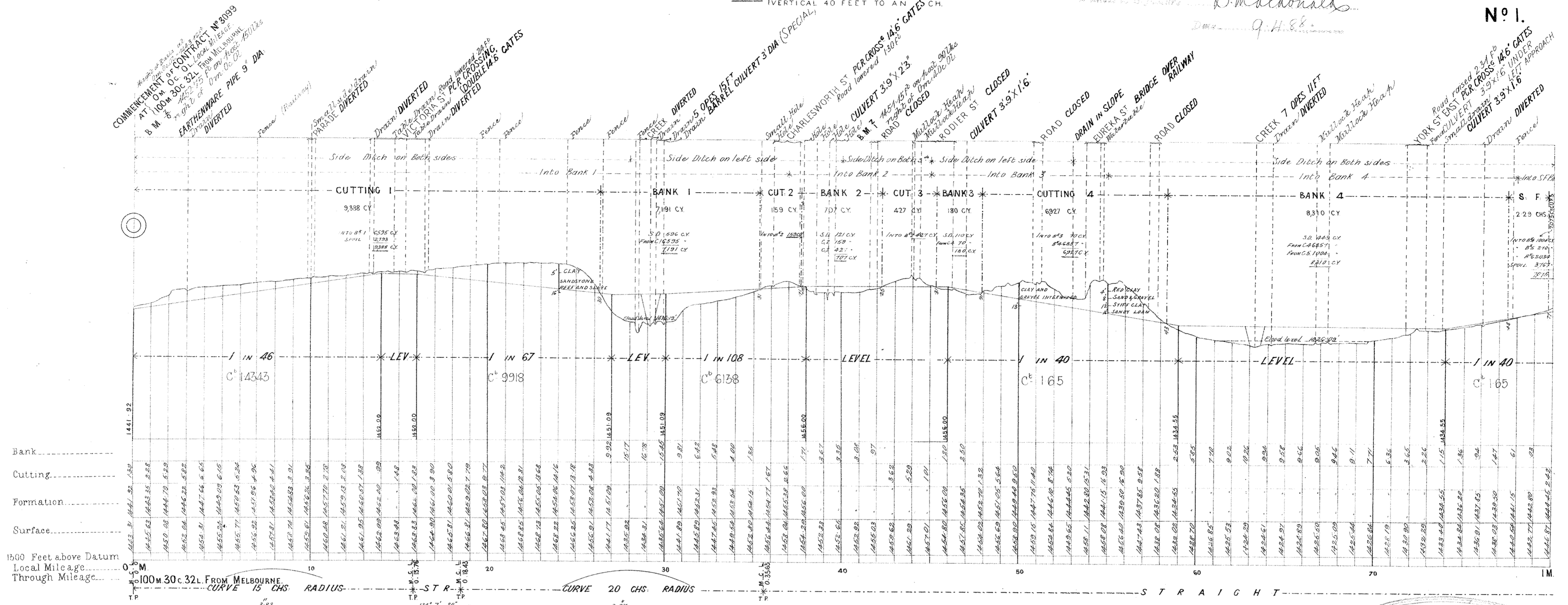
NOTE - Contractors must form their own judgment as to the nature of the excavations, borrowings and other information shown on these sections are derived from the Surveyors' notes but are not guaranteed as correct, and the Corporation will not incur any responsibility in respect thereof.

The figures under the description of the Curves at the bottom of the Section denote the super-elevation of the outer rail; Speed 30 miles an hour.

VICTORIAN RAILWAYS, BALLARAT AND BUNINYONG LINE.

SCALES (HORIZONTAL 4 CHAINS TO AN INCH.
VERTICAL 40 FEET TO AN INCH.)

17th March 1888
 Lewis & Roberts
 D. Macdonald
 G. H. E. K.
**CONTRACT NO 3099,
NO 1.**



Handwritten note: 27.2.88

NOTE - Contractors must form their own judgment as to the nature of the Excavations, Borings and other information shown on these Sections as derived from the Surveyors' notes but are not guaranteed as correct, and the Contractor will not incur any responsibility in respect thereof.


The figures under the description of the Curves at the bottom of the Section denote the super-elevation of the outer rail; Speed 30 miles an hour.

VICTORIAN RAILWAYS, BALLARAT AND BUNINYONG LINE.

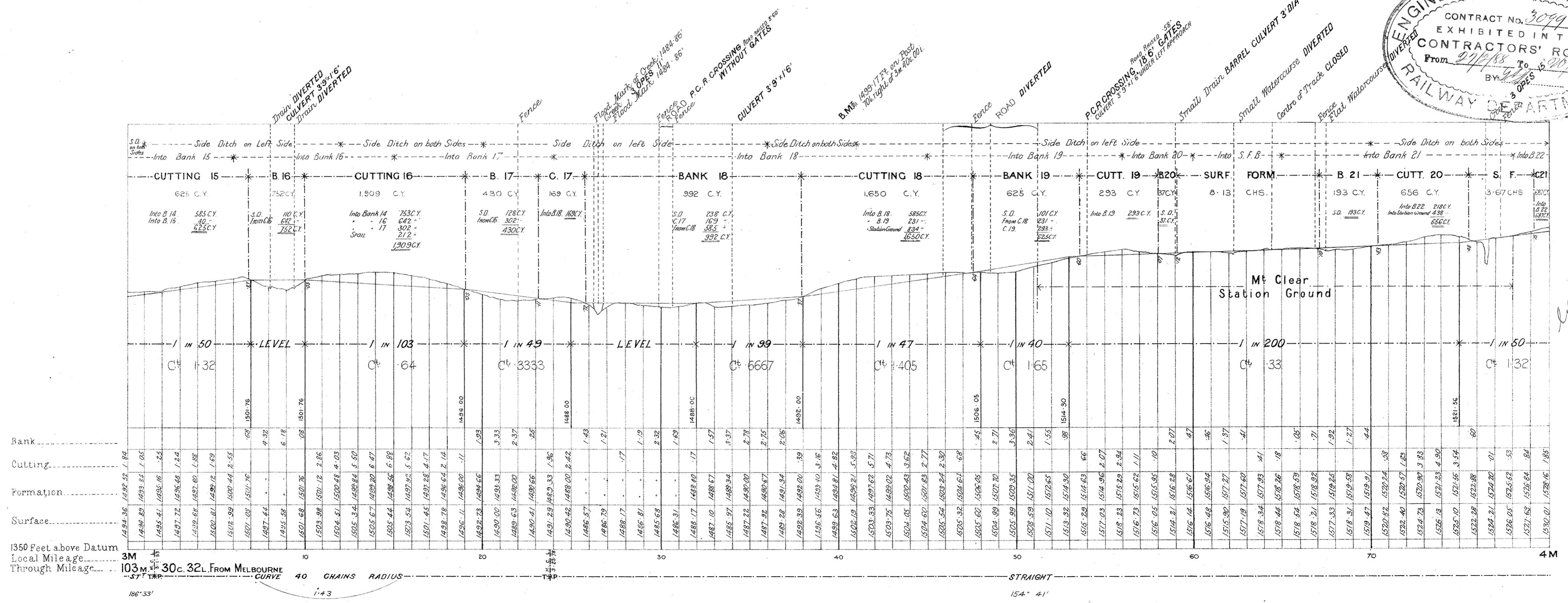
SCALES: HORIZONTAL 4 CHAINS TO AN INCH.
VERTICAL 40 FEET TO AN INCH.

W. Lewis & Robert
24th March 1888
D. McDonald
Date 9-4-88


**CONTRACT N° 3099.
N° 2.**



1325 Feet above Datum
Local Mileage..... 2M
Through Mileage..... 102M 30C 32L FROM MELBOURNE



1350 Feet above Datum
Local Mileage..... 3M
Through Mileage..... 103M 30C 32L FROM MELBOURNE



W.L.
27/1/88

VICTORIAN RAILWAYS, BALLARAT AND BUNINYONG LINE.

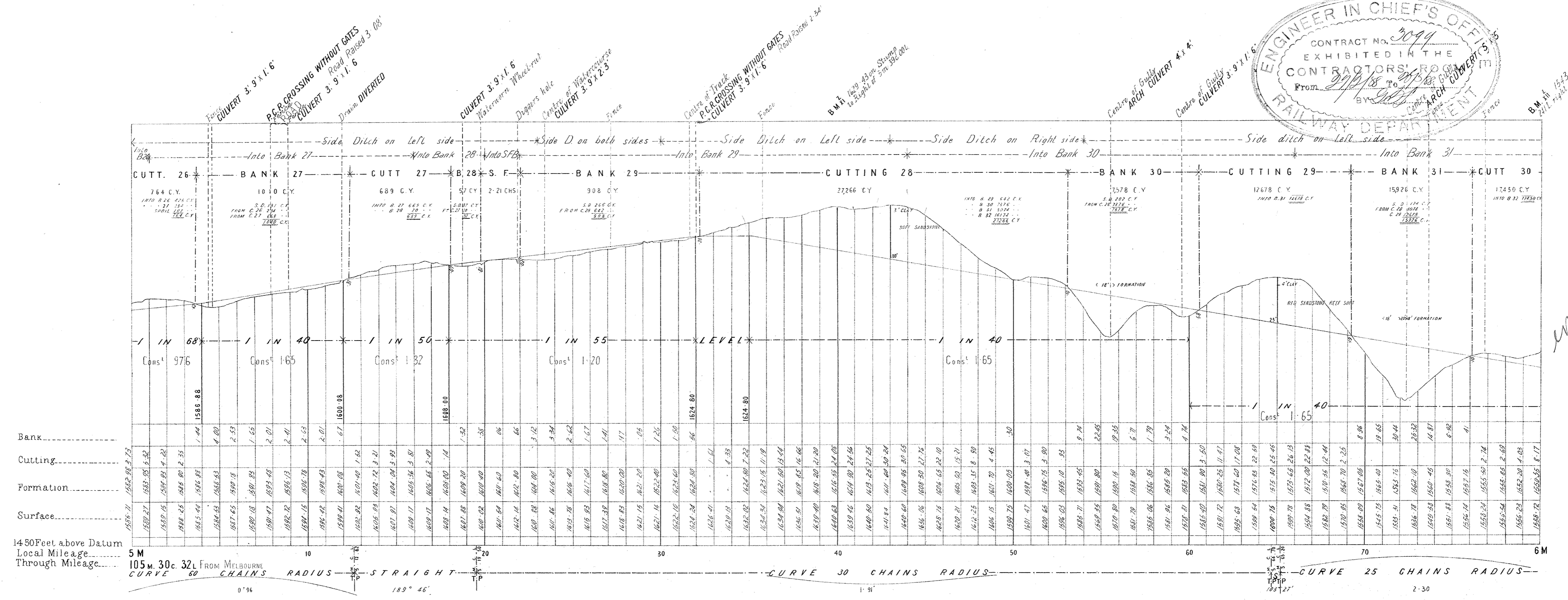
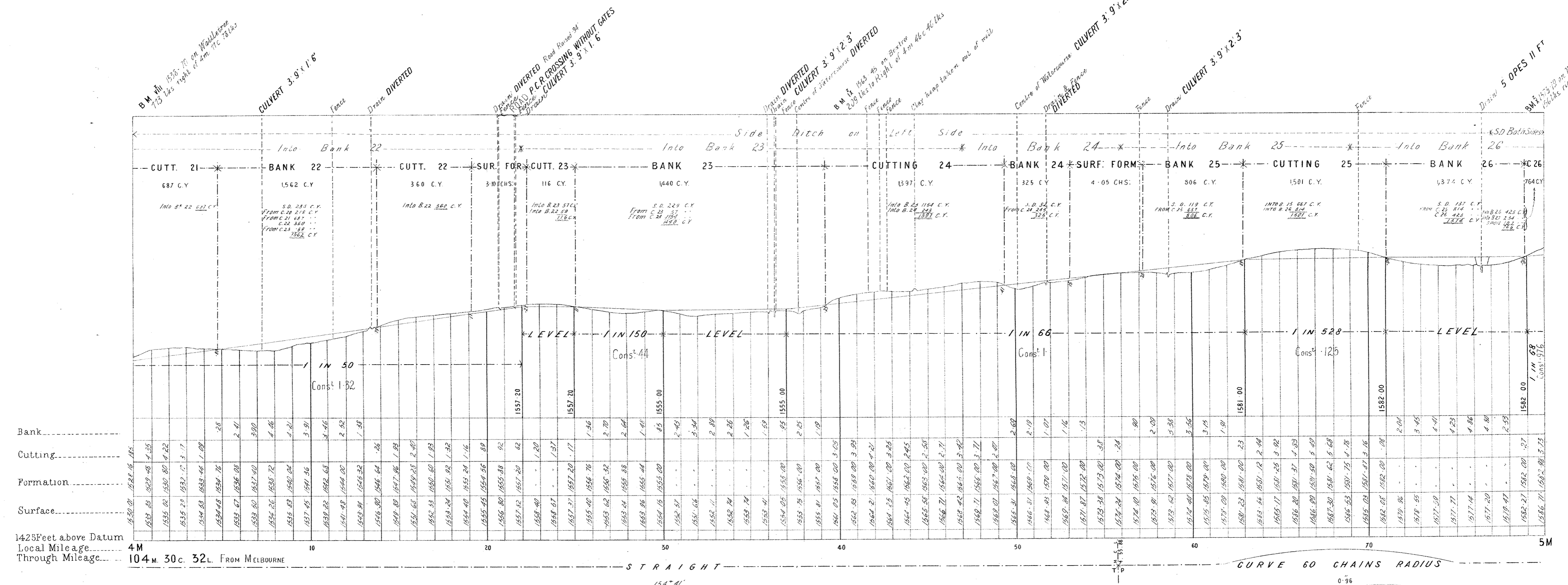
SCALES: HORIZONTAL 4 CHAINS TO AN INCH.
VERTICAL 40 FEET TO AN INCH.

We
March 1888
Lewis & Roberts
D. Macdonald
Date *9.11.88*

CONTRACT NO 3099.
NO 3.

NOTE: Contractors must form their own judgment as to the nature of the excavations, borings, and other information shown on these sections as derived from the Surveyors' notes but are not guaranteed as correct, and the Contractors will not incur any responsibility in respect thereof.

The figures under the description of the Curves at the bottom of the Section denote the super-elevation of the outer rail; Speed 30 miles an hour.



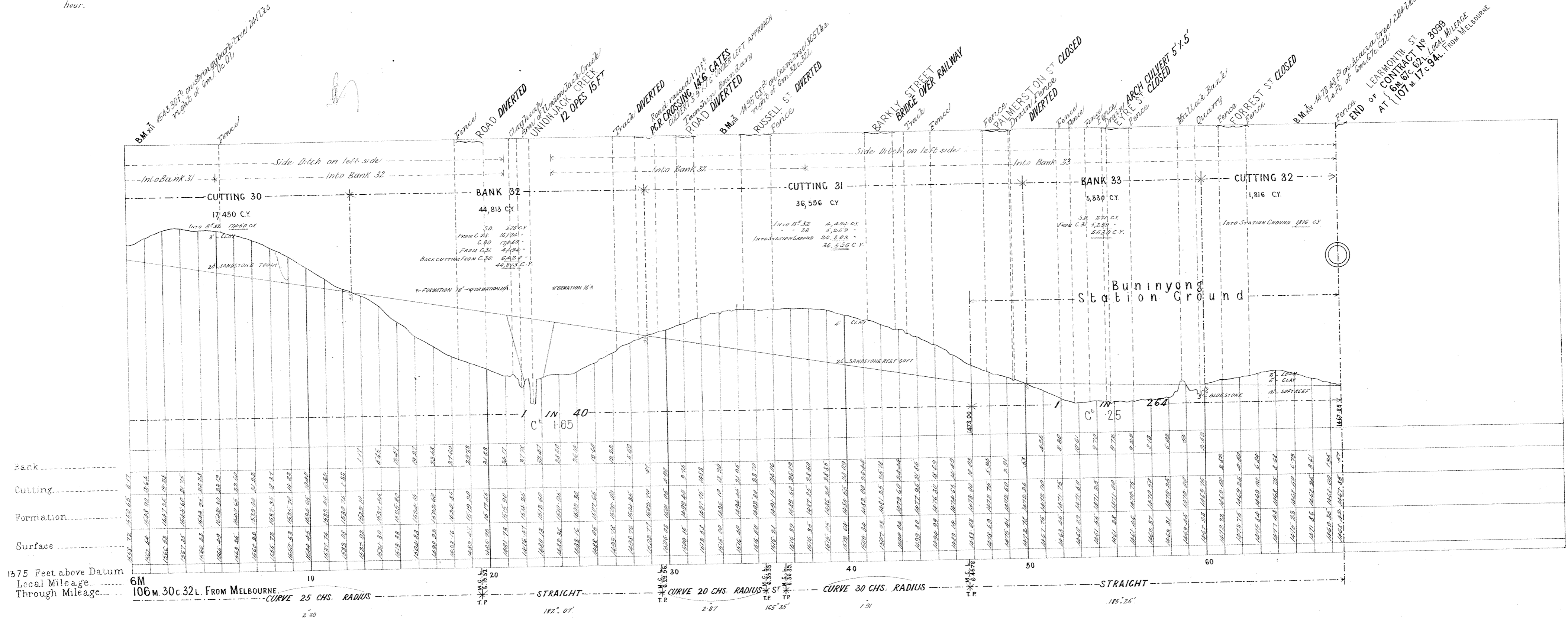
VICTORIAN RAILWAYS, BALLARAT AND BUNINYONG LINE.

CONTRACT No 3099.
No 4.

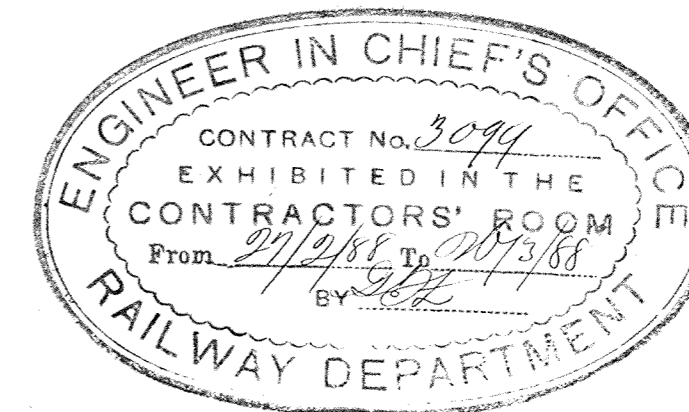
NOTE - Contractors must form their own judgment as to the nature of the Excavations. Bearings and other information shown on these Sections are derived from the Surveyors' notes but are not guaranteed as correct, and the Corporation will not incur any responsibility in respect thereof.

The figures under the description of the Curves at the bottom of the Section denote the super-elevation of the outer rail; Speed 30 miles an hour.

SCALES (HORIZONTAL 4 CHAINS TO AN INCH.
VERTICAL 40 FEET TO AN INCH.)



We accept this as one of the drawings referred to in the Specification and Conditions of Contract. We based our tender dated the 24th of March 1886.
Signature of Contractor Lewis Roberts
Witness to Signature D. Macdonald
Date 9.4.86.



Handwritten: 27/2/88