

BOARD OF LAND AND WORKS
RAILWAY CONSTRUCTION BRANCH

FRAME A: 1. Spare Lever.
2 & 7. Down Home Signals for NSW & Vic. respectively.
3, 4, 6 & 8. Spaces.
5. Duplex Lock. Keys (2) for B, C, D, E, F & G (Wards 4-6)
Out with Lever reverse. (2 & 7 then locked)
Secured by S.L. Lock (1A/111)

N.B. Home Signals cannot be cleared from Ground Frames.

NOTE - N.S.W. Roads shown thus

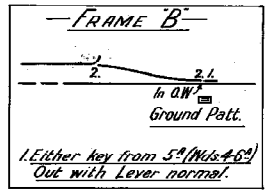
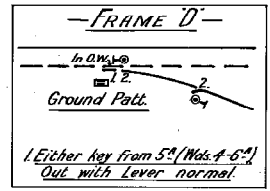
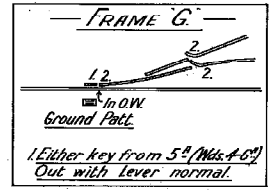
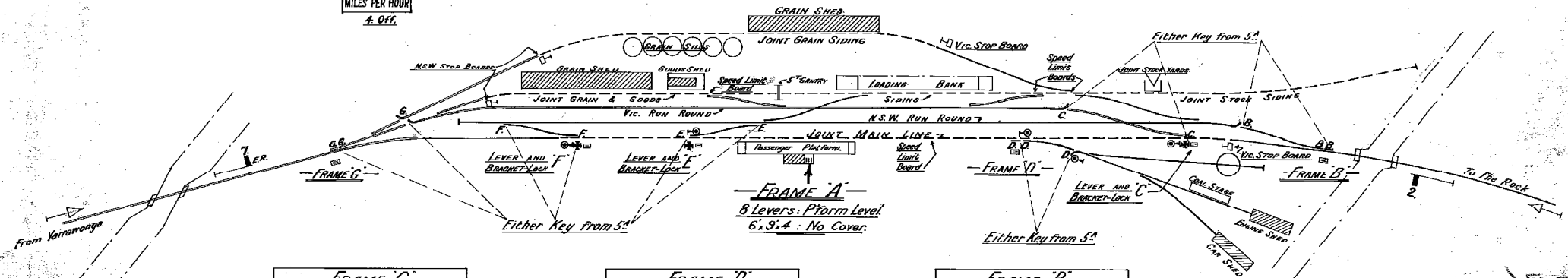
Victorian	— — — — —
Third Rail	— — — — —
Point Indicators	⊕
Bracket Locks	⊗
Ground Lever (1)	⊙
Ground Frame (2)	⊠
" " N ^o 1 Lever (keylocked) for Plunger	⊕
" " " 2 " (locked by 1) " Points	⊗

NOTICE BOARDS

VICTORIAN SHUNTING LIMIT.	N. S. W. SHUNTING LIMIT.
2. OFF.	2. OFF.

SPEED LIMIT
5
MILES PER HOUR
4. OFF.

Ordinary Train Staff for Section - Urana - Oaklands (Wards 1-3^a). Red: Round.



Amended - see 667^a of 20-7-32 attached to NSWGR-B-30/262771.
NOTE - Plan prepared in conformity with N.S.W.G.R. W.P. 667^a of 12/2/31 attached to letter (8) 376(1) of 17/2/31 rec'd by G.S.I.
Corr. - R.C. 604/30 - Sec. 7532/30.

JOINT VR & N.S.W.G.R. STATION AT			
OAKLANDS			
POINT & SIGNAL ARRANGEMENT			
- WORKING SKETCH -			
DRAWN	BY 26/3/31	CHKD	30A 3321
TRACED	W.M.C. 1/3/32	BY 10/3/32	
APPROVED	R.C. 21/3/32	RESIDING ENGINEER	NSWGR. W.P. 667 ^a