

VICTORIAN RAILWAYS

BALLARAT WEST

ADDITIONAL STATION BUILDINGS

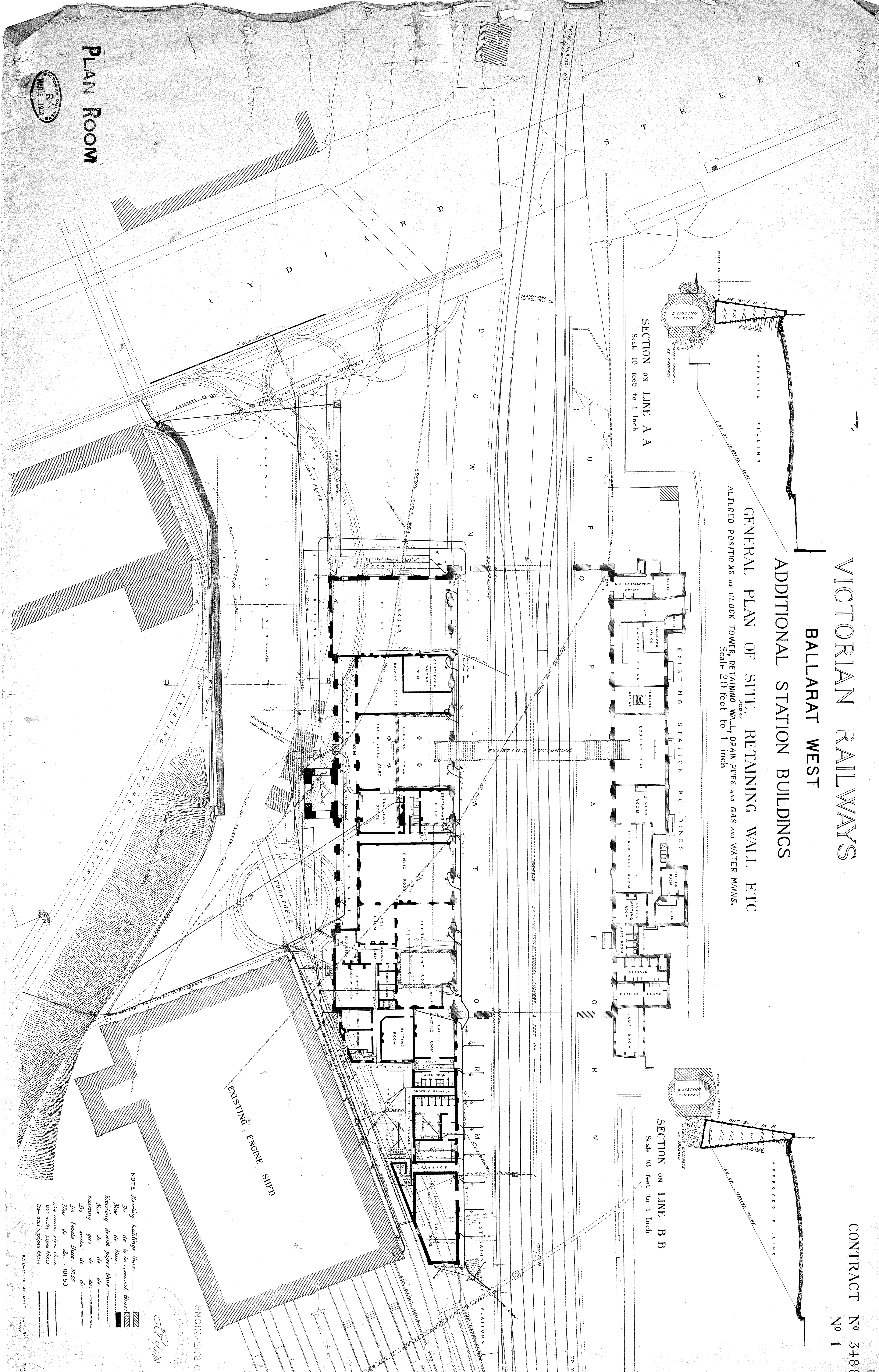
GENERAL PLAN OF SITE, RETAINING WALL ETC
AND OF
ALTERED POSITIONS OF CLOCK TOWER, RETAINING WALL, DRAIN PIPES AND GAS AND WATER MAINS.
Scale 20 feet to 1 inch

CONTRACT No 3488


No 1

SECTION ON LINE A A
Scale 10 feet to 1 inch

SECTION ON LINE B B
Scale 10 feet to 1 inch




PLAN ROOM



NOTE Existing buildings thus:—

- Do as to be removed thus:—
- Do as to be retained thus:—
- Existing drains pipes thus:—
- New drains pipes thus:—
- Existing gas thus:—
- New gas thus:—
- Existing water thus:—
- New water thus:—
- Existing sewer thus:—
- New sewer thus:—
- Existing level thus:—
- New level thus:—
- Existing level thus:—
- New level thus:—
- Existing level thus:—
- New level thus:—
- Existing level thus:—
- New level thus:—



ENGINEERS C. & M.

RAILWAYS DEPARTMENT