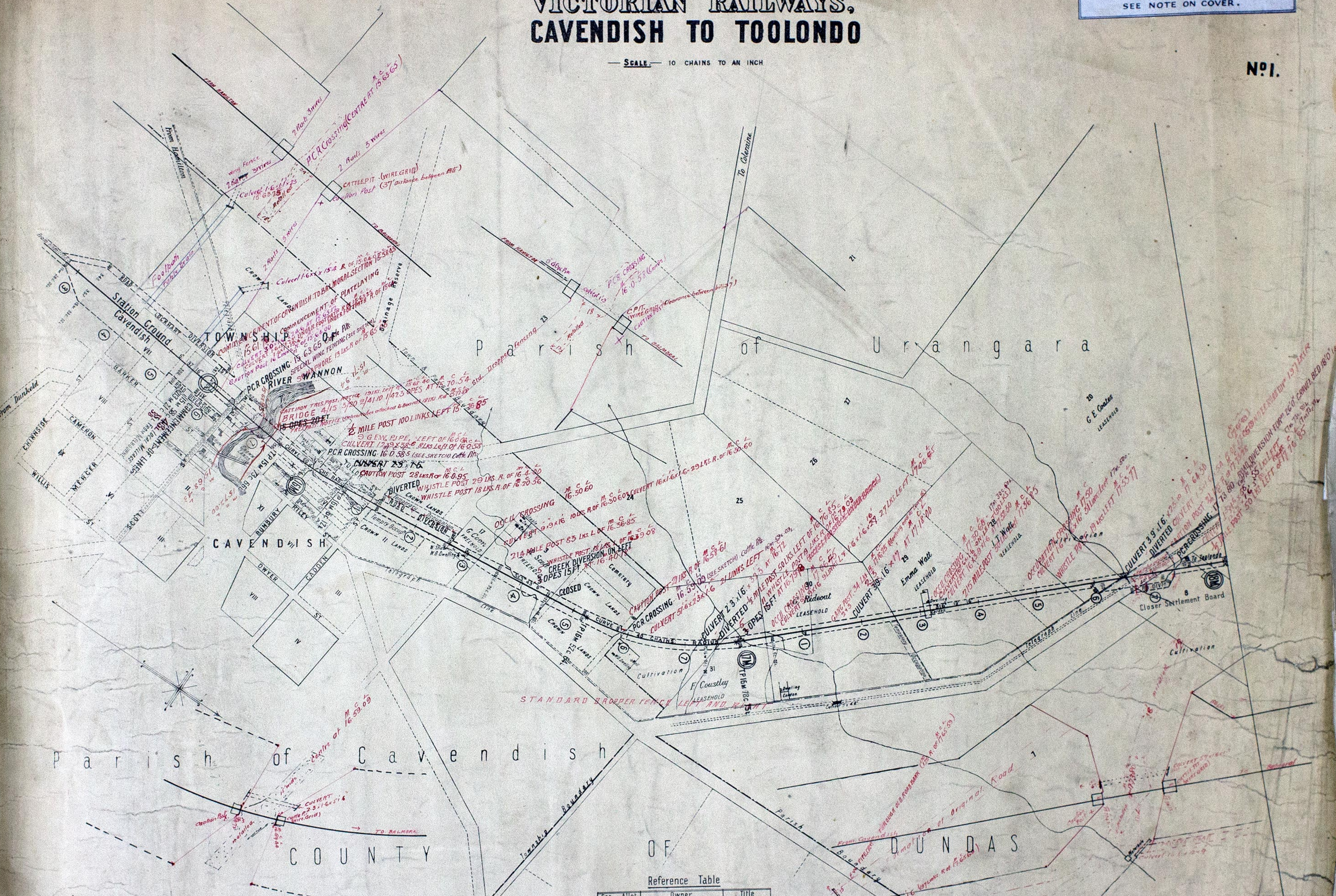


VICTORIAN RAILWAYS, CAVENDISH TO TOOLONGO

SCALE 10 CHAINS TO AN INCH

No. 1.



NOTE
from 2m 22c 04L On Deviation Deduct 43lks from Local Mileage
2m 22c 47L On Orig Survey To obtain True Mileage.

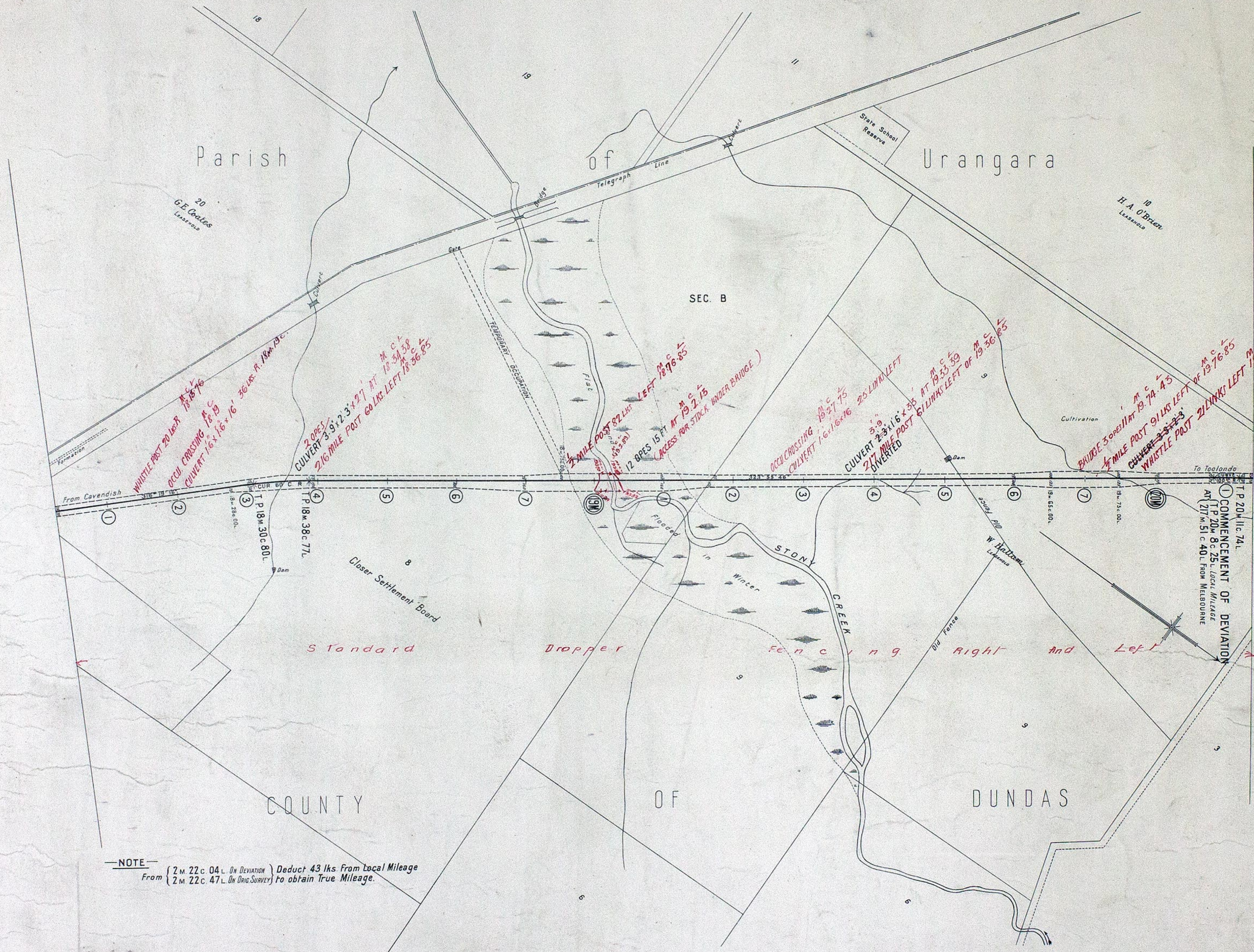
Reference Table

Sec	Allot	Owner	Title
I	123	C. Duncan	FREHOLD
	4	Exors of J Boyle	"
	567	Jane M ^r Whirter	"
X	123	Presbyterian Church	FREHOLD
	4567	Church of England	"
VI	1	E. Moon	FREHOLD
	2	J. Allison	"
	384	A. Donaldson	"
	14, 15, 17, 19, 20	R.C. Church Ann Dodsworth	"

VICTORIAN RAILWAYS, CAVENDISH TO TOOLONDO

SCALE 10 CHAINS TO AN INCH

Nº2



M. Dewby
 20/7/14

VICTORIAN RAILWAYS, CAVENDISH TO TOOLONDO

SCALE 10 CHAINS TO AN INCH

No 3



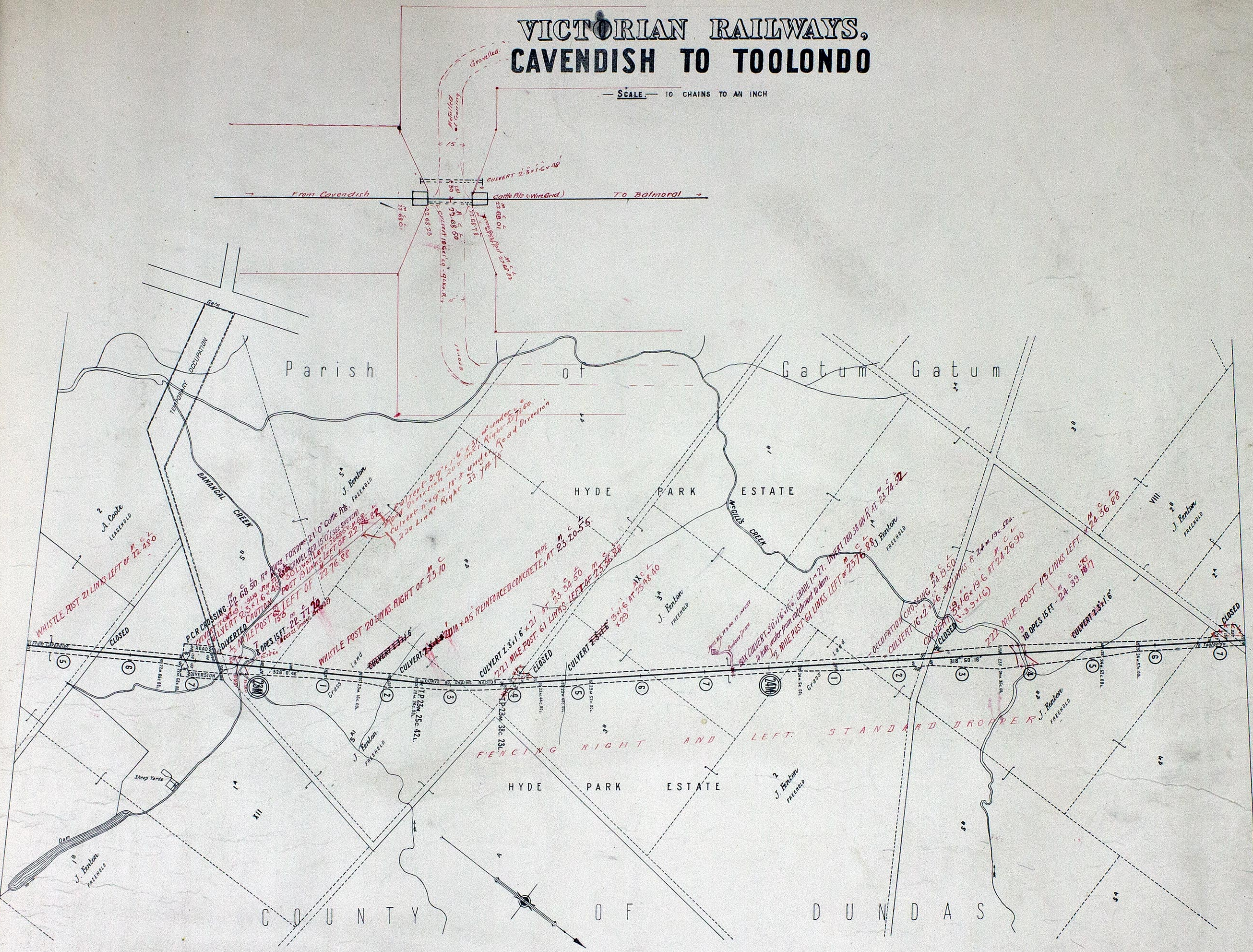
NOTE { 2m 22c 04L ON DEVIATION } Deduct 43 Links from Local Mileage
 { 2m 22c 47L ON ORIG SURVEY } To obtain True Mileage.

NOTE { 20m 69c 97L ON DEVIATION } Deduct 46 Links from Local Mileage
 { 20m 70c 00L ON ORIG SURVEY } To obtain True Mileage

VICTORIAN RAILWAYS, CAVENDISH TO TOOLONDO

SCALE 10 CHAINS TO AN INCH

Nº4

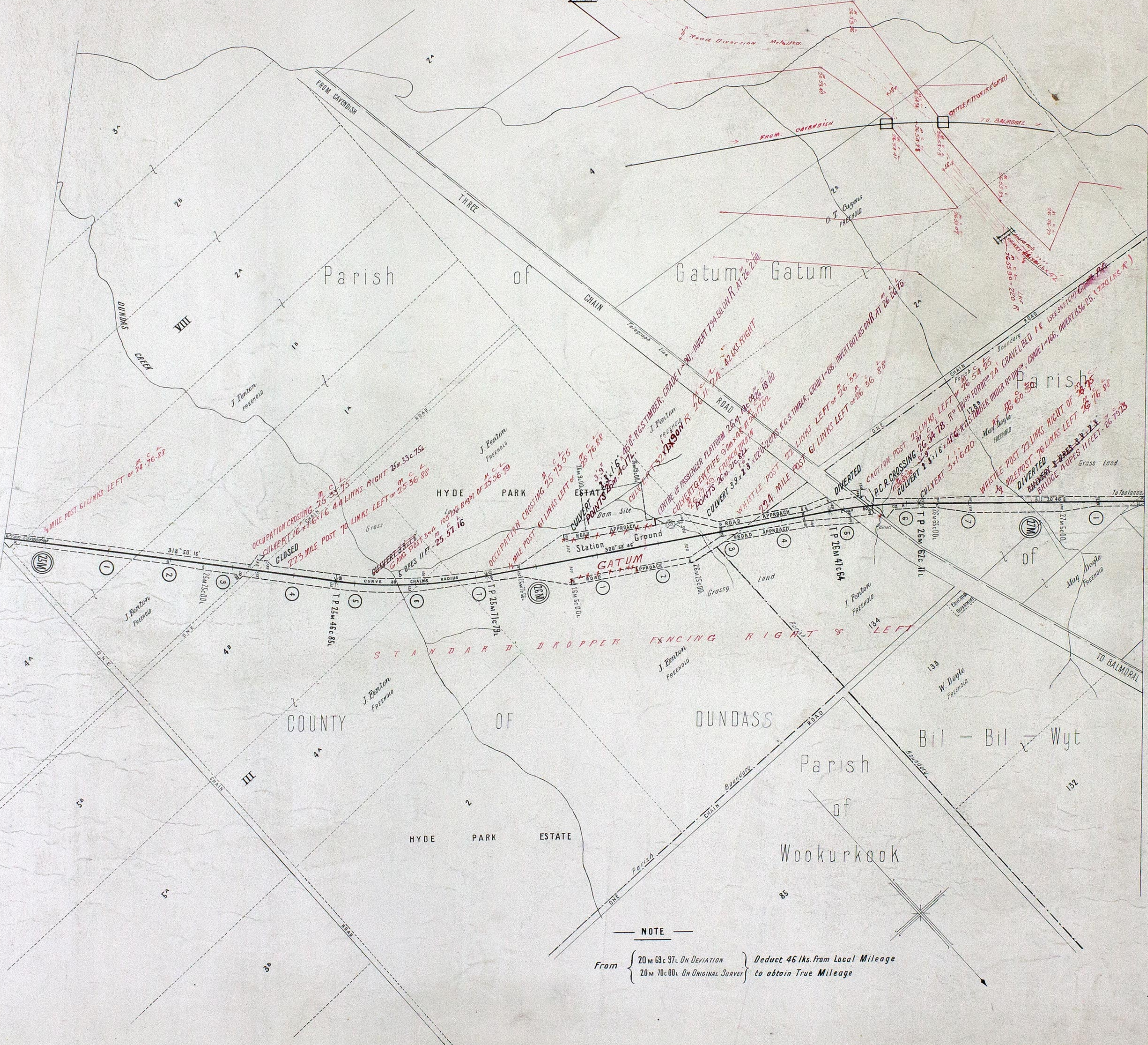


NOTE
 From (20m 69 c 97L On Deviation) Deduct 46 lks From Local Mileage
 (20m 70 c 00L On Orig Survey) to obtain True Mileage.

VICTORIAN RAILWAYS, CAVENDISH TO TOOLONGO

SCALE 10 CHAINS TO AN INCH

No 5



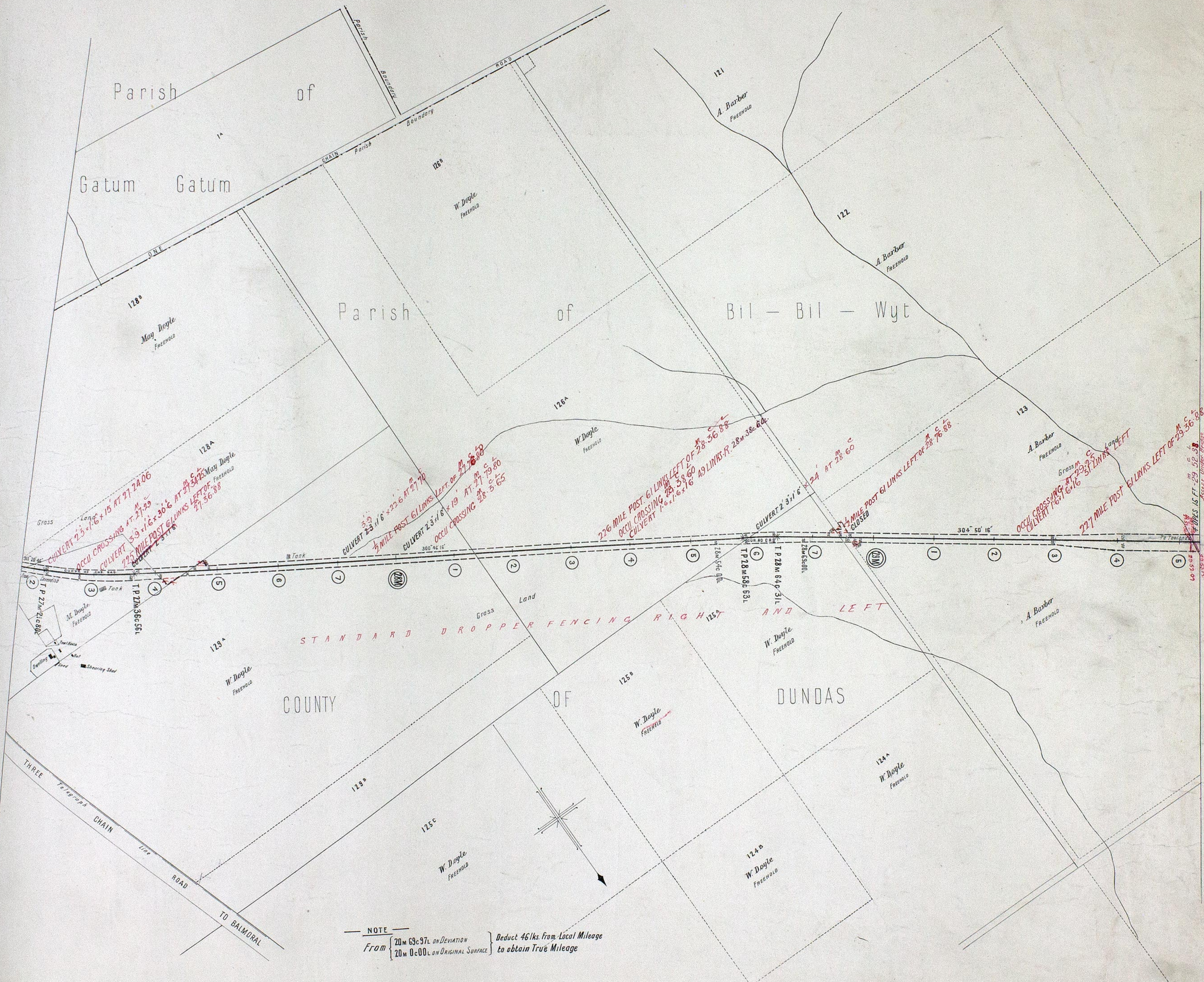
NOTE
 From $\left\{ \begin{array}{l} 20 \text{ m } 63 \text{ c } 97 \text{ l. ON DEVIATION} \\ 20 \text{ m } 70 \text{ c } 00 \text{ l. ON ORIGINAL SURVEY} \end{array} \right\}$ Deduct 46 lks. from Local Mileage to obtain True Mileage

Handwritten signature and date: 27/1/14

VICTORIAN RAILWAYS, CAVENDISH TO TOOLONDO

SCALE 10 CHAINS TO AN INCH

Nº6



NOTE
 From $\left\{ \begin{array}{l} 20m\ 69c\ 97l\ \text{ON DEVIATION} \\ 20m\ 0c\ 00l\ \text{ON ORIGINAL SURFACE} \end{array} \right\}$ Deduct 461ks from Local Mileage
 to obtain True Mileage

Handwritten signature

VICTORIAN RAILWAYS, CAVENDISH TO TOOLONDO

SCALE 10 CHAINS TO AN INCH

Nº7



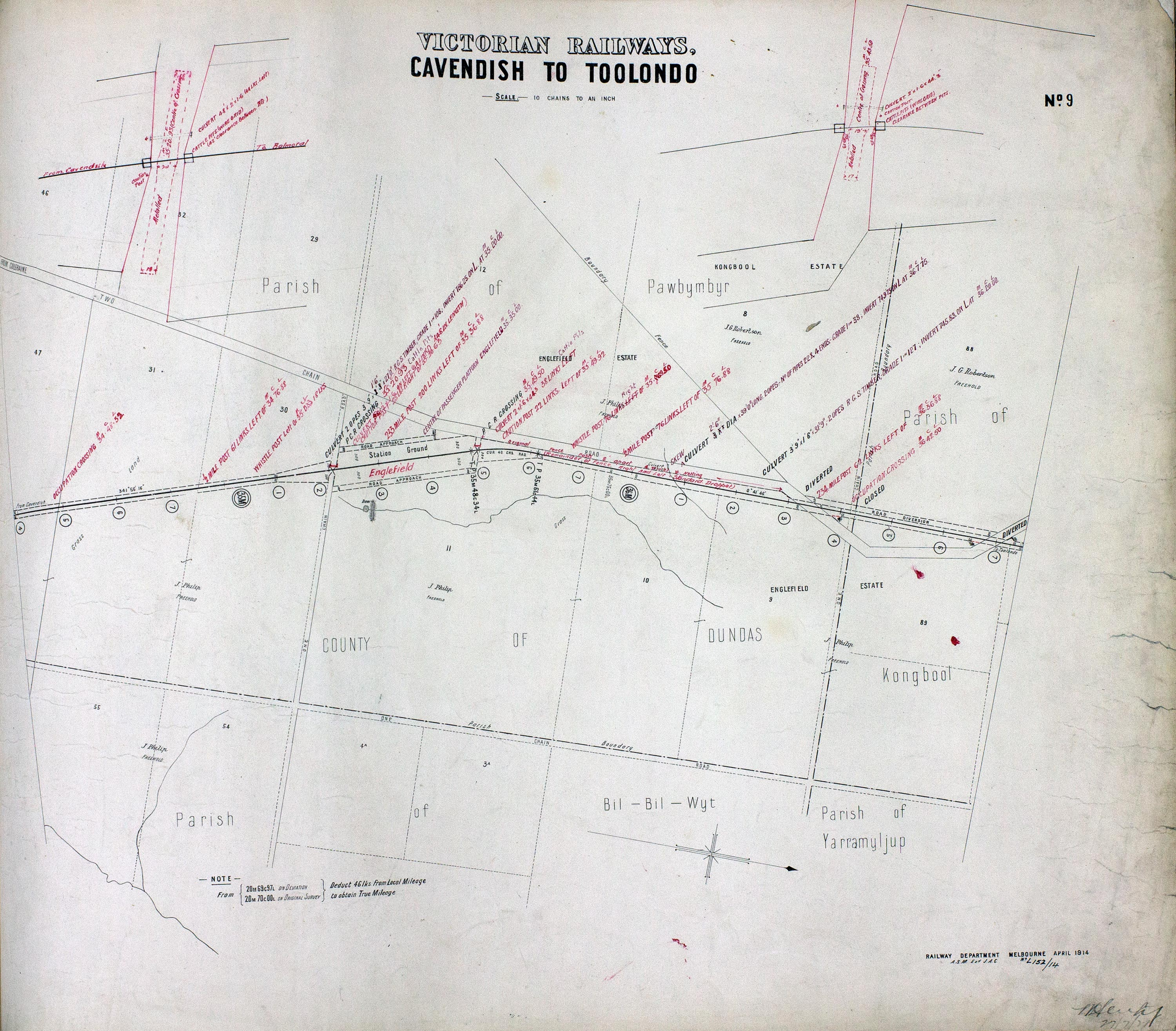
NOTE
 20 m 69c87L ON DEVIATION } Deduct 46 lks. From Local Mileage
 20 m 70c00L ON ORIGINAL SURVEY } To obtain True Mileage

Handwritten signature and date:
 H.S.M. 2nd AGO
 M.L. 7/14

VICTORIAN RAILWAYS, CAVENDISH TO TOOLONDO

SCALE 10 CHAINS TO AN INCH

Nº 9



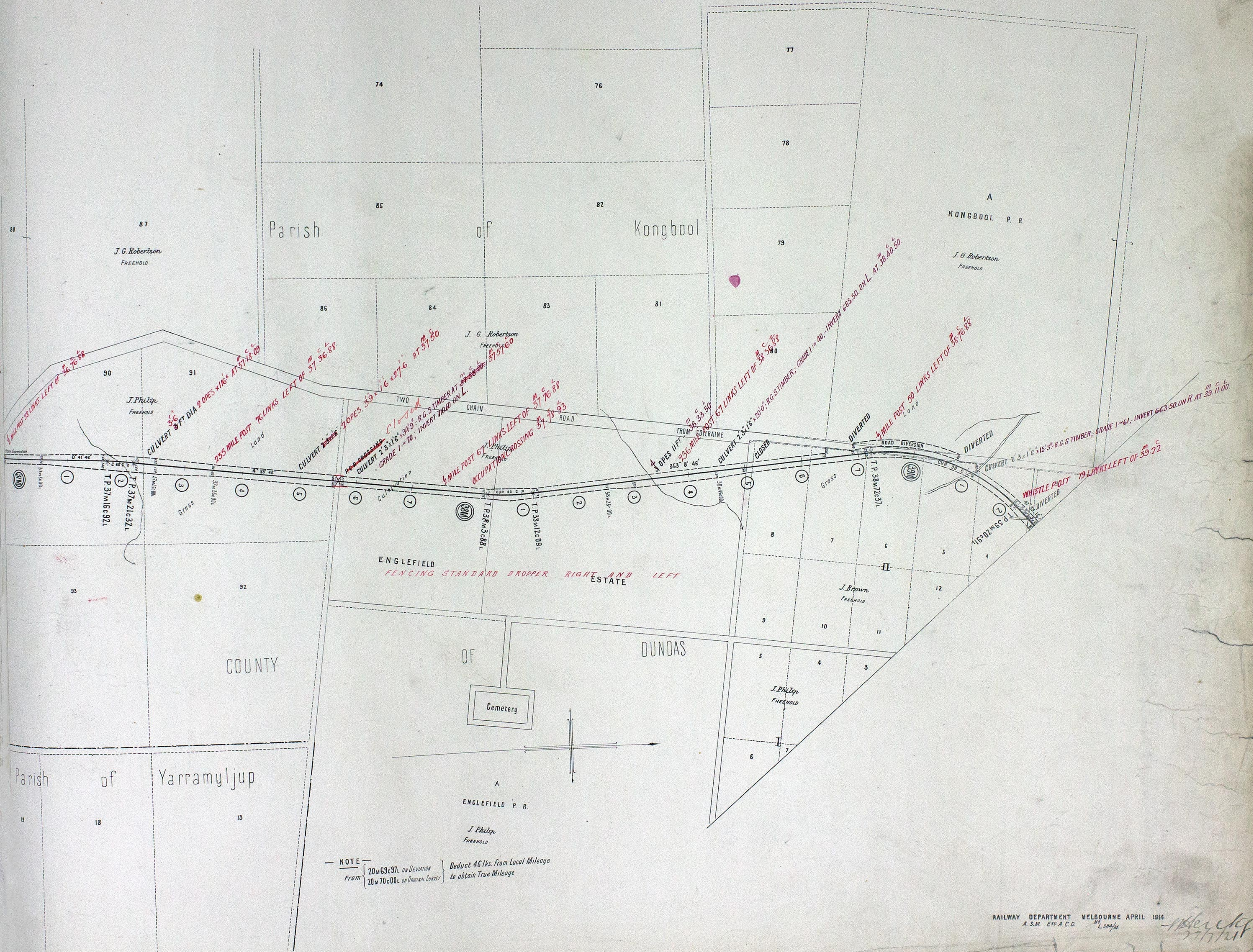
NOTE
 From $\left. \begin{array}{l} 20m\ 69c97l\ \text{ON DEVIATION} \\ 20m\ 70c00l\ \text{ON ORIGINAL SURVEY} \end{array} \right\}$ Deduct 461ks. from Local Mileage
 to obtain True Mileage

Handwritten signature and date

VICTORIAN RAILWAYS, CAVENDISH TO TOOLONDO

SCALE 10 CHAINS TO AN INCH

Nº10



NOTE
 From $\left. \begin{array}{l} 20m 69c 97l \text{ on DEVIATION} \\ 20m 70c 00l \text{ on ORIGINAL SURVEY} \end{array} \right\}$ Deduct 46 lks. From Local Mileage
 to obtain True Mileage

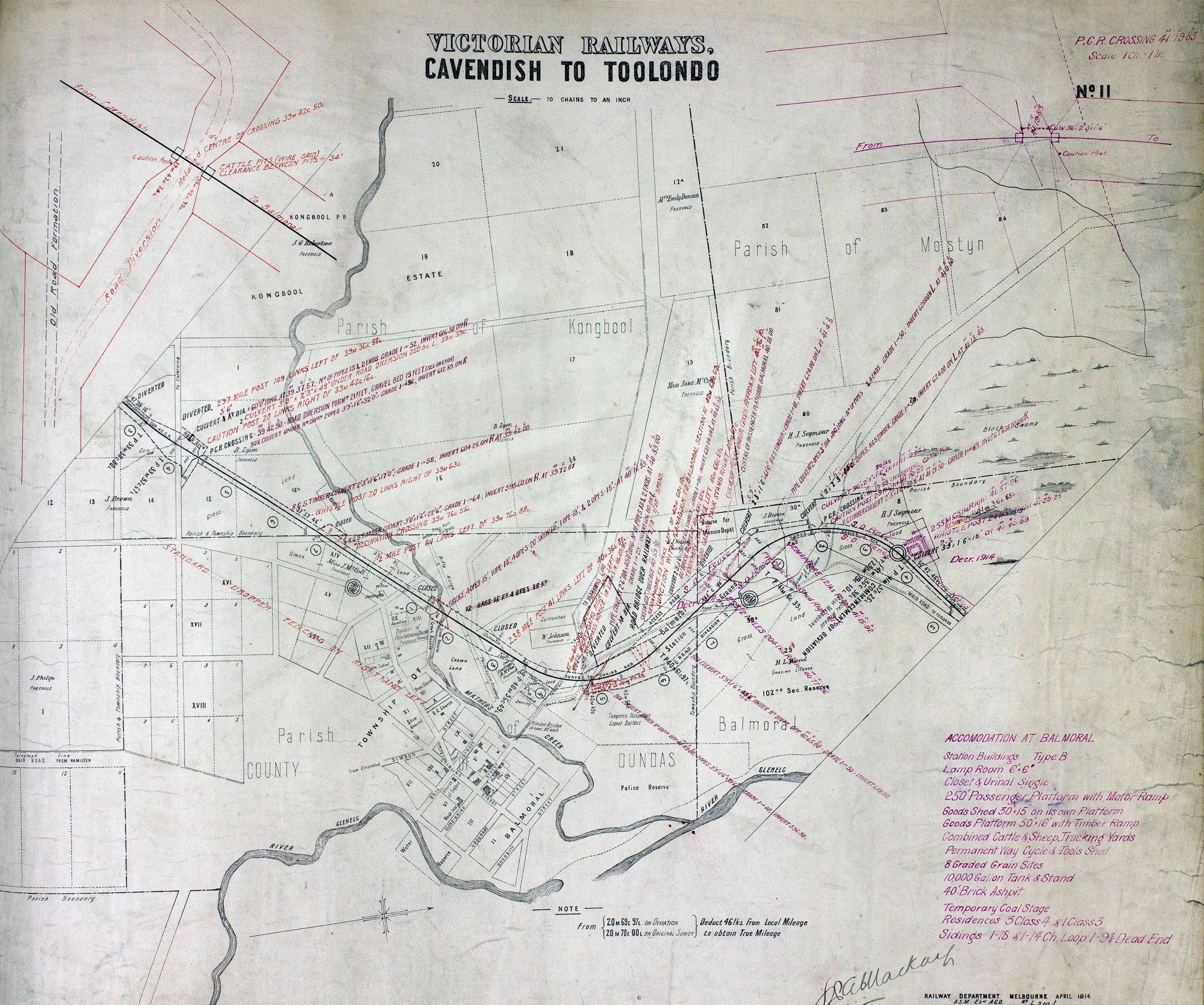
Handwritten signature and initials

VICTORIAN RAILWAYS, CAVENDISH TO TOOLONGO

P.C.R. CROSSING 41 19 83
Scale 1 Ch. = 1 In.

SCALE 10 CHAINS TO AN INCH

No. 11



NOTE
From $\left. \begin{array}{l} 20 \text{ m } 69 \text{ c } 97 \text{ l. ON DEVIATION} \\ 20 \text{ m } 70 \text{ c } 00 \text{ l. ON ORIGINAL SURVEY} \end{array} \right\} \text{Deduct } 46 \text{ kts. from Local Mileage to obtain True Mileage}$

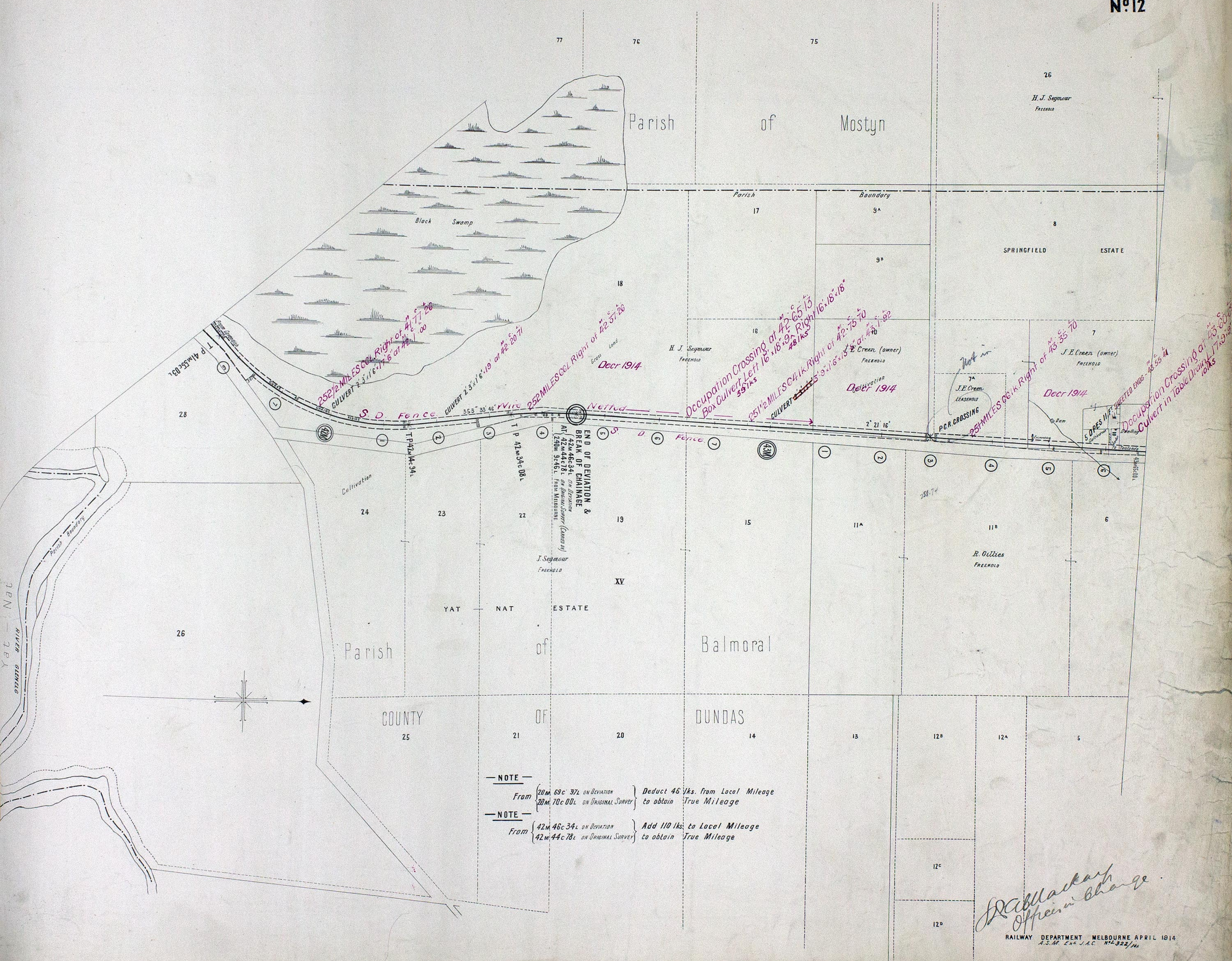
ACCOMMODATION AT BALMORAL
 Station Buildings Type B
 Lamp Room 6'6"
 Closet & Urinal Single
 250' Passenger Platform with Motor Ramp
 Goods Shed 30'15" on its own Platform
 Goods Platform 50'16" with Timber Ramp
 Combined Cattle & Sheep Trucking Yards
 Permanent Way Cycle & Tools Shed
 8 Graded Grain Sites
 10,000 Gallon Tank & Stand
 40' Brick Ashpit
 Temporary Coal Stage
 Residences 3 Class 4 & 1 Class 3
 Sidings 1-18 & 1-17 Ch. Loop 1-9 & Dead End

W. Blacklock

VICTORIAN RAILWAYS, CAVENDISH TO TOOLONDO

SCALE 10 CHAINS TO AN INCH

Nº12



NOTE

From $\left\{ \begin{array}{l} 20m\ 69c\ 37L\ \text{ON DEVIATION} \\ 20m\ 70c\ 00L\ \text{ON ORIGINAL SURVEY} \end{array} \right\}$ Deduct 46 $\frac{1}{2}$ kts. from Local Mileage to obtain True Mileage

NOTE

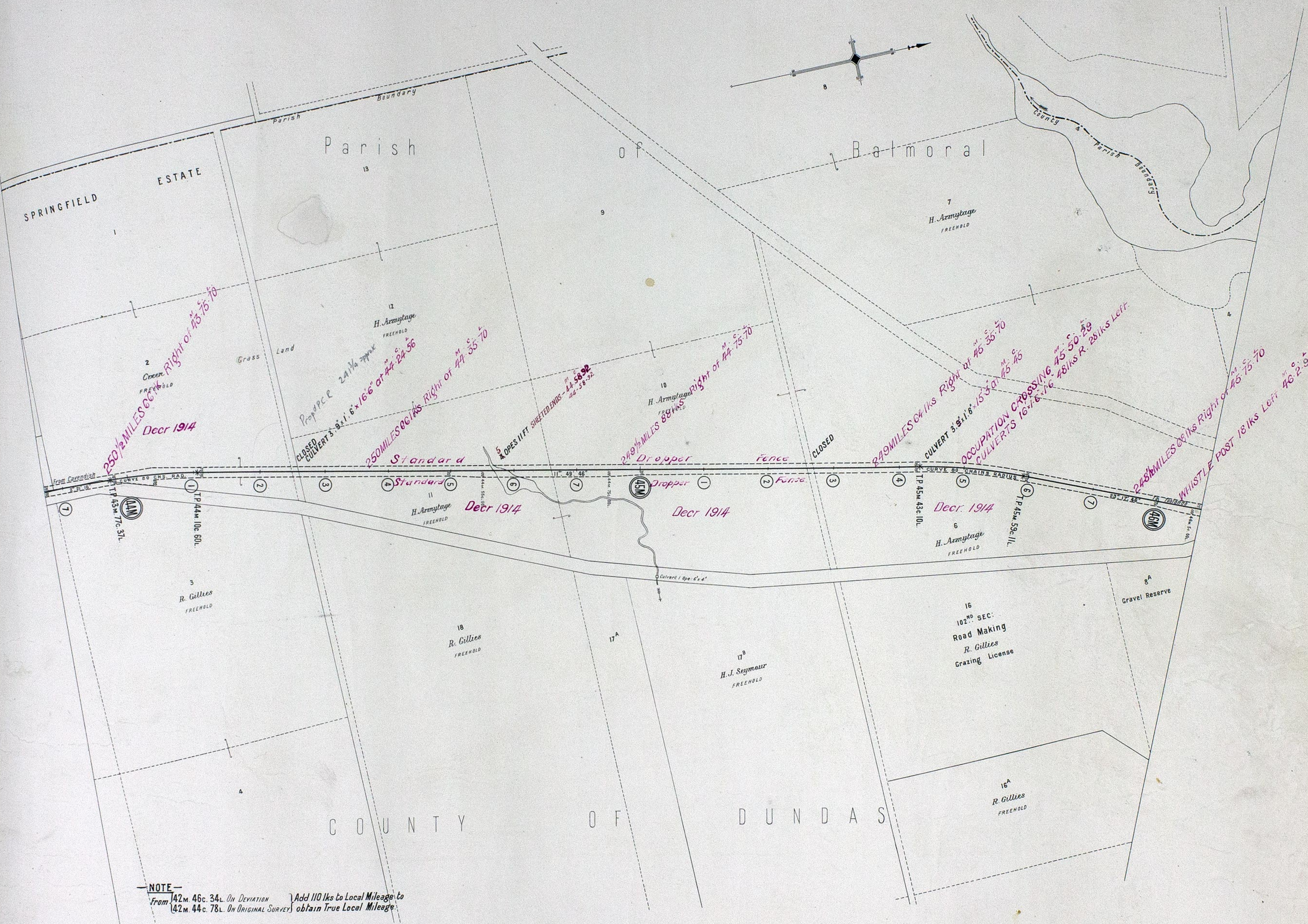
From $\left\{ \begin{array}{l} 42m\ 46c\ 34L\ \text{ON DEVIATION} \\ 42m\ 44c\ 78L\ \text{ON ORIGINAL SURVEY} \end{array} \right\}$ Add 110 kts. to Local Mileage to obtain True Mileage

J. MacLachlan
Officer in Charge

VICTORIAN RAILWAYS, CAVENDISH TO TOOLONDO

SCALE 10 CHAINS TO AN INCH

Nº13



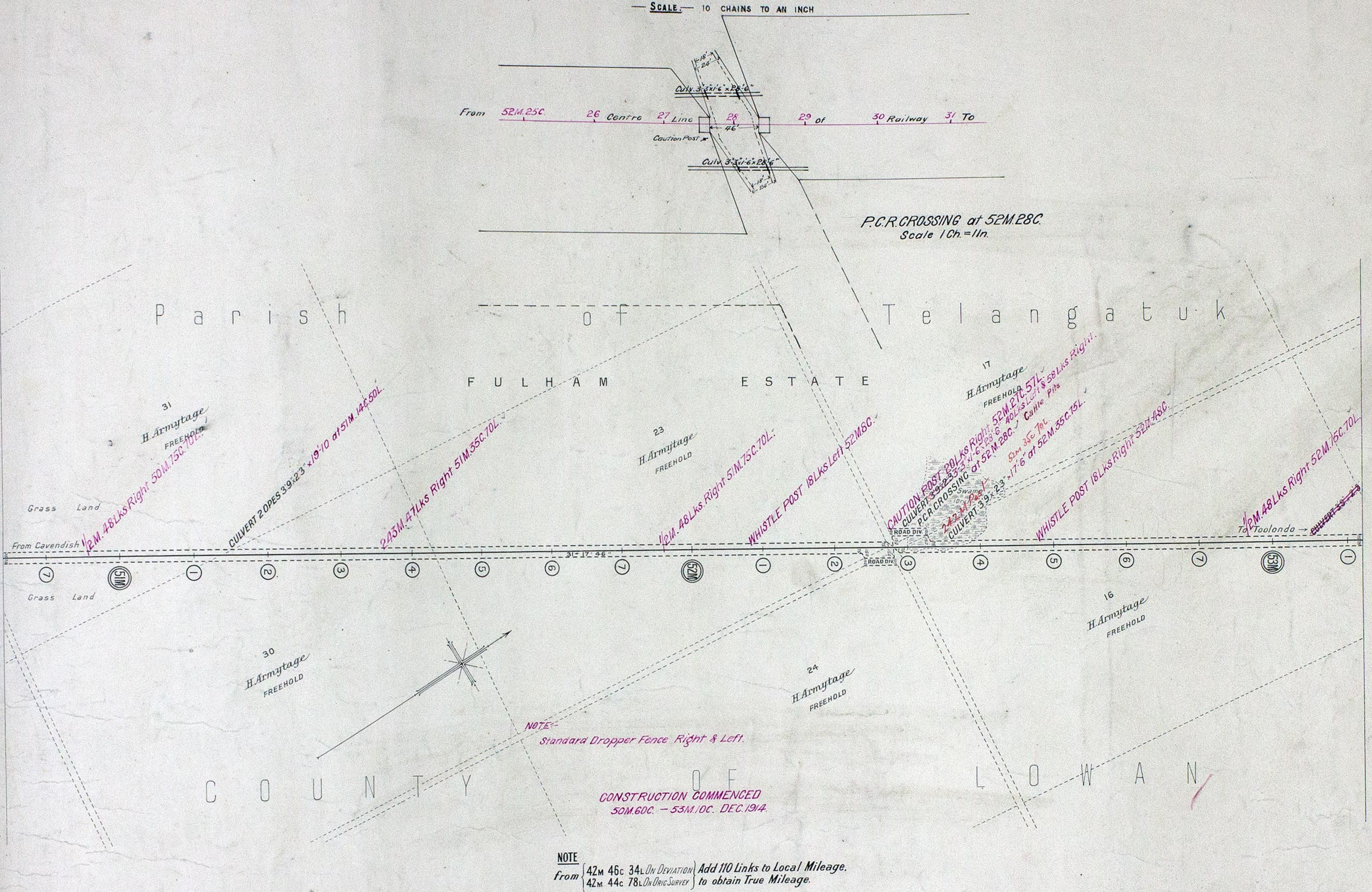
NOTE
 From 42m 46c 34L On Deviation } Add 110 Iks to Local Mileage to
 42m 44c 78L On Original Survey } obtain True Local Mileage

S. J. Mackay
 Officer in Charge
 RAILWAY DEPARTMENT MELBOURNE APRIL 1914
 R.S.K. E. & J.A.C. N° 323/14

VICTORIAN RAILWAYS, CAVENDISH TO TOOLONDO

Nº16

SCALE 10 CHAINS TO AN INCH



VICTORIAN RAILWAYS, CAVENDISH TO TOOLONDO

SCALE 10 CHAINS TO AN INCH

Nº17

From Centre 54M.0C. Line 1
Caution Post 2 of 4 Railway 5 To

P.C.R. CROSSING at 54M.2C.12L.
Scale 1 Ch = 1 In.

Parish of
Telangaturk

Parish of
Toolondo

JEFFRIES STATION

Passenger Platform 200 with Cart Dock & Motor Ramp.
Shelter Shed 17x8'6" with floored Locker
Guard Fence at ends of Platform and Cart Dock
Loop Siding 16 chains overall & space for 1000
8 Graded Grain Sites

Station Ground

FULHAM
H. Armitage
FREEHOLD
ESTATE

W. OFFICER
FREEHOLD

MOUNT TALBOT

W. OFFICER
FREEHOLD

W. OFFICER
FREEHOLD

COUNTY OF LOWAN

NOTE.
Standard Dropper Fence Right and Left.

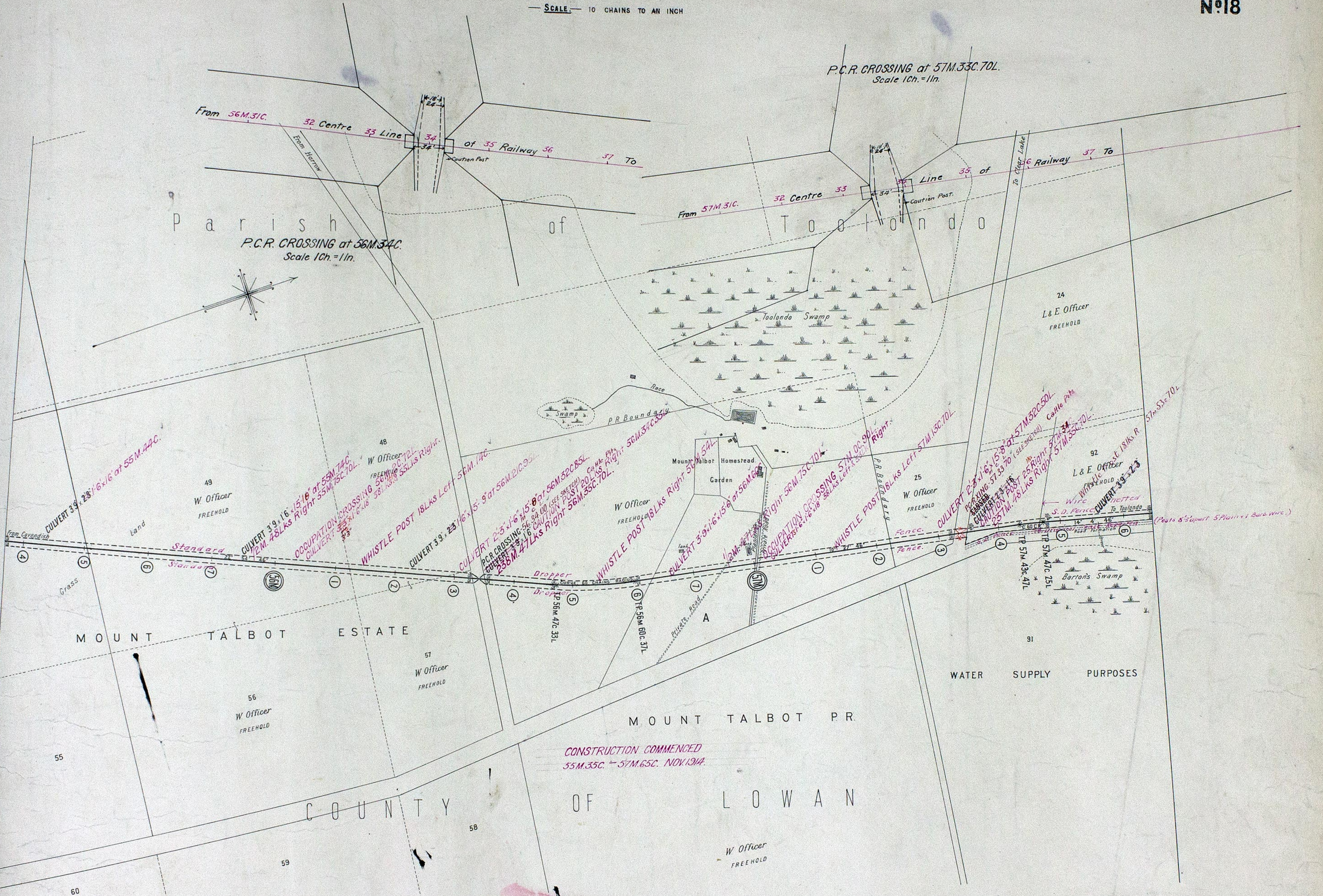
CONSTRUCTION COMMENCED
53M.0C. - 53M.40C. DEC. 1914
53M.40C. - 53M.35C. NOV. 1914

NOTE
from (42m 46c 34L On Deviation) Add 110 Links to Local Mileage.
(42m 44c 78L On Orig. Survey) to obtain True Mileage.

VICTORIAN RAILWAYS, CAVENDISH TO TOOLONDO

SCALE 10 CHAINS TO AN INCH

Nº18



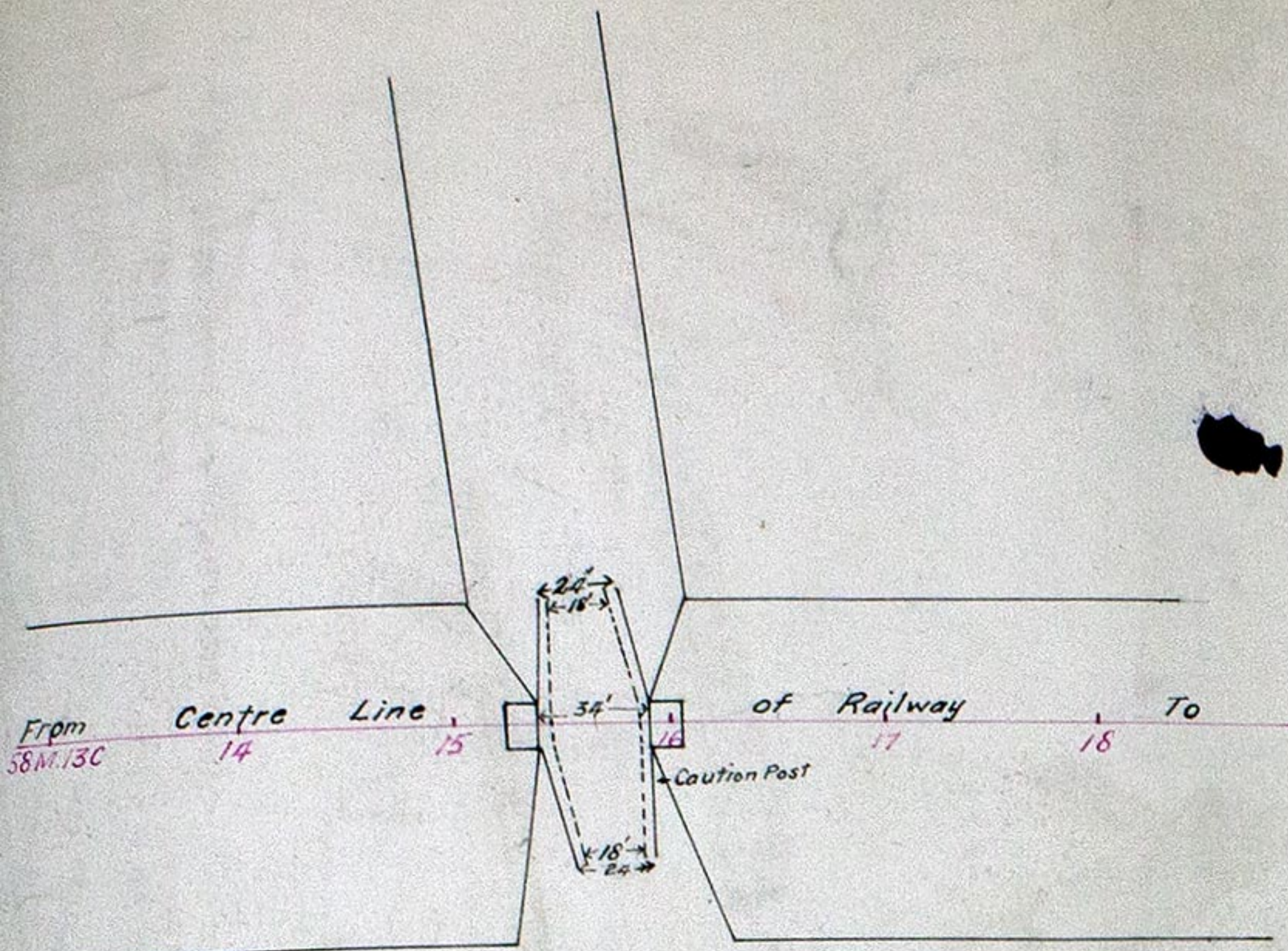
NOTE
 from $\left. \begin{matrix} 42m & 46c & 34L & On & DEVIATION \\ 42m & 44c & 78L & On & ORIG. SURVEY \end{matrix} \right\}$ Add 110 Links to Local Mileage.
 to obtain True Mileage.

CONSTRUCTION COMMENCED
 55M.35C. - 57M.65C. NOV. 1914.

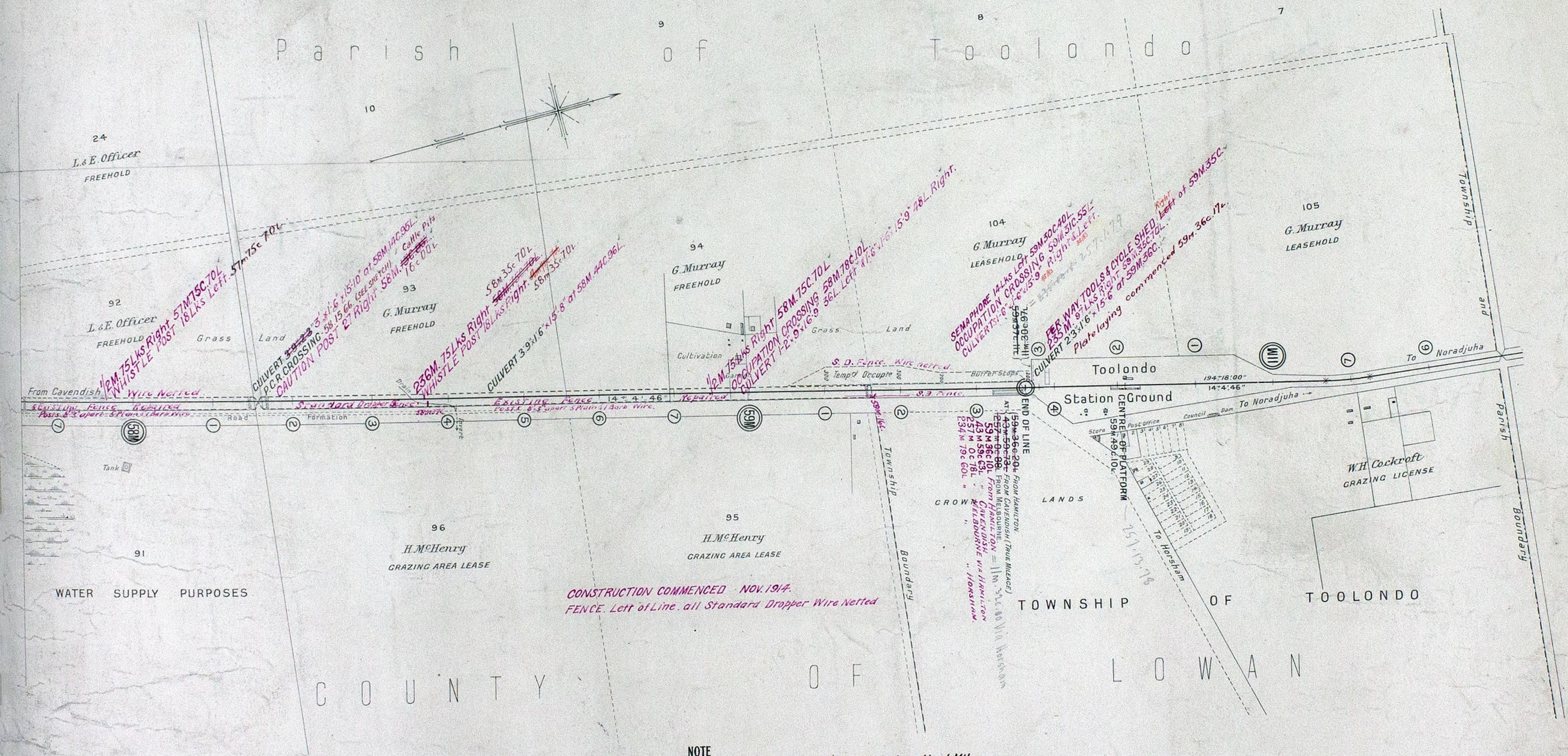
VICTORIAN RAILWAYS, CAVENDISH TO TOOLONDO

SCALE 10 CHAINS TO AN INCH

Nº 19



P.C.R. CROSSING at 58M.15C.66L.
Scale 1Ch. 1In.



NOTE
 from (42m 46c 34L On Deviation) Add 110 Links to Local Mileage
 (42m 44c 78L On Orig Survey) to obtain True Mileage

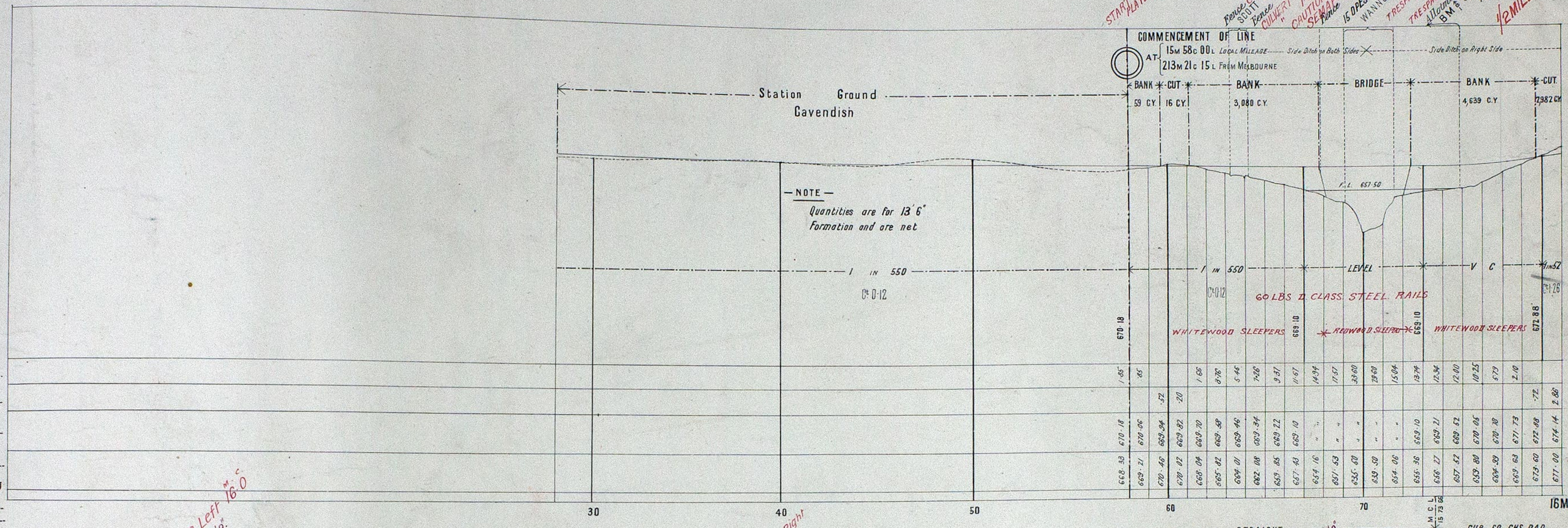
VICTORIAN RAILWAYS. CAVENDISH TO TOOLONDO

— SCALES — HORIZONTAL, 4 CHAINS TO AN INCH.
VERTICAL, 40 FEET TO AN INCH.

START OF LINE 15 58 35
PLATE LEAVING STATION 15 58 35

CAUTION POST 21 IKS RIGHT 16 58 61
CAUTION POST 21 IKS LEFT 16 58 61
CAUTION POST 21 IKS RIGHT 16 58 61
CAUTION POST 21 IKS LEFT 16 58 61

2 1/2 MILE POST 100 IKS LEFT 16 76 87



BUNBURY ST ONE CHAIN WIDE 9' 6" W PIPE 8 IKS LEFT 16 0
CAUTION POST 28 IKS RIGHT 16 0
WHISTLE POST 29 IKS RIGHT 16 4 0

GARDEN ST ONE CHAIN WIDE

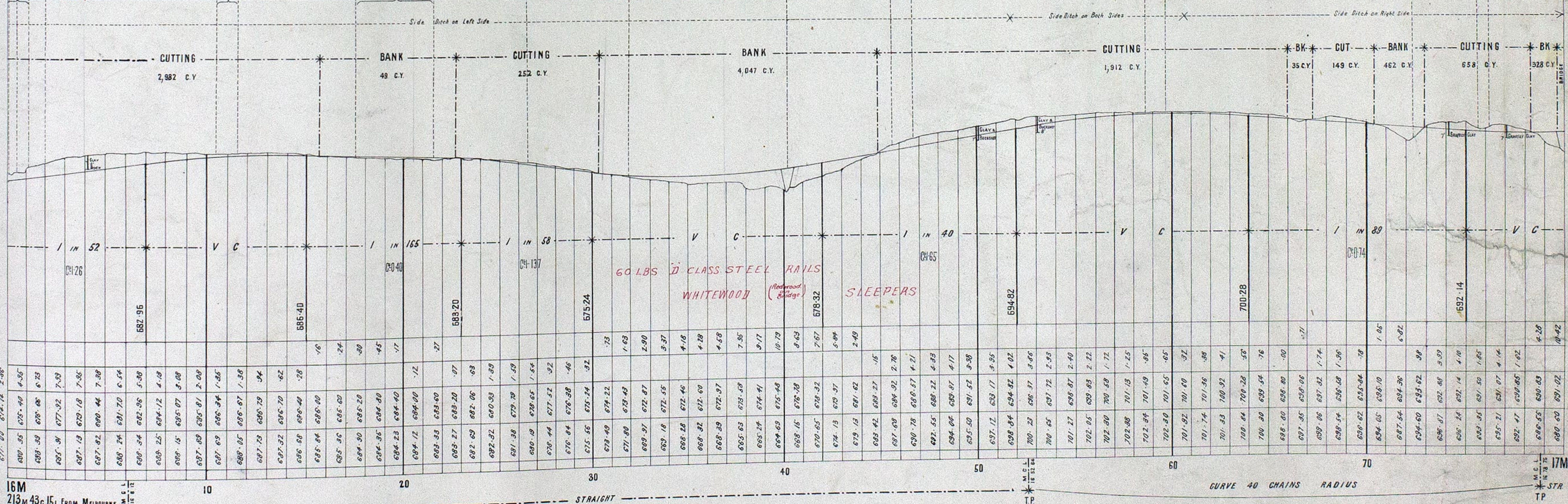
TULLON ST ONE CHAIN WIDE DIVERTED
WHISTLE POST 18 IKS RIGHT 16 20 56

OCCUPATION CROSSING 16 30 60
WHISTLE POST 16 30 60
WHISTLE POST 16 30 60
WHISTLE POST 16 30 60

2 1/4 MILE POST 83 IKS LEFT OF 16 36 85
WHISTLE POST 83 IKS LEFT OF 16 36 85
WHISTLE POST 83 IKS LEFT OF 16 36 85
WHISTLE POST 83 IKS LEFT OF 16 36 85

CAUTION POST 21 IKS RIGHT 16 58 61
CAUTION POST 21 IKS LEFT 16 58 61
CAUTION POST 21 IKS RIGHT 16 58 61
CAUTION POST 21 IKS LEFT 16 58 61

FLAT WATERCOURSE
SMALL WATERCOURSE
WHISTLE POST 50 IKS
WHISTLE POST 50 IKS
WHISTLE POST 50 IKS
WHISTLE POST 50 IKS



16M 213m 43c 15l FROM MELBOURNE
CURVE 60 CHS RAD

17M

RAILWAY DEPARTMENT MELBOURNE NOV. 1914
A.S.M. 219 J.A.C. N° 1835/114

NOTE
From { 2m 22c 04l ON DEVIATION } Deduct 43 IKS from Local Mileage
{ 2m 22c 47l ON ORIGINAL SURVEY } to obtain True Mileage

VICTORIAN RAILWAYS, CAVENDISH TO TOOLONDO

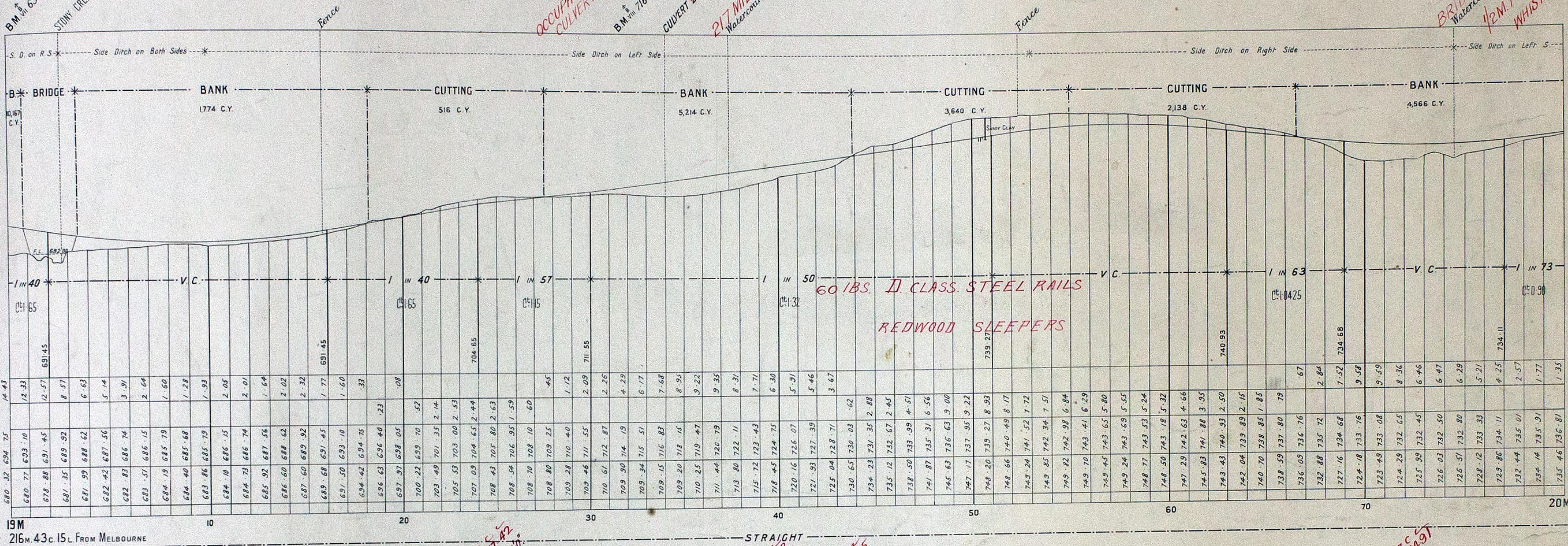
No 3

SCALES { HORIZONTAL. 4 CHAINS TO AN INCH.
VERTICAL. 40 FEET TO AN INCH.

BM 698.59 From Conn. Tree 611ks
right of 18m. 23c.35L
STONY CREEK 12 OPES 15 FT 19.2.13

OCCUPATION CROSSING 19.27
CULVERT 16.7-6.7-6 25 lks left
BM 716.08 From Conn. Tree 143 lks
left of 19m. 31c.45L
CULVERT 23.21.6 x 83 67 19.33.39
2 1/2 MILE POST 61 lks left 19.33.39
Watercourse DIVERTED

BRIDGE 30 PDS 11 FT 19.74.73
Watercourse CULVERT 3.31.23
1/2 MILE POST 61 lks left 19.76.85
WHISTLE POST 20 lks left 19.77.50



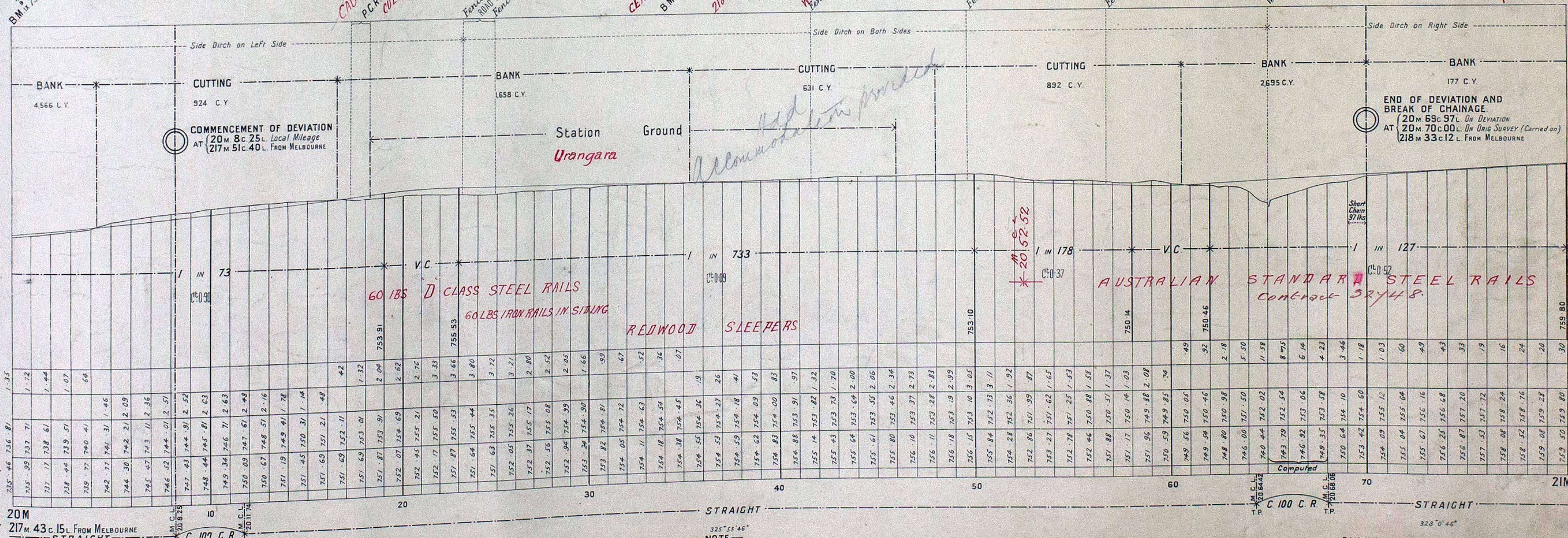
BM 730.92 From Conn. Tree 112 lks
left of 20m. 0c.32L
Hobson's Bay
L.W.M.

CAUTION POST 25 Lks Right of 20.17.42
PCR CROSSING 20.17.75 CLEARANCE BET. PITS 34.0
CULVERT 23.71.6 x 30 25 lks left

CENTRE OF PASSENGER PLATFORM 20.32.32
BM 755.58 From Conn. Tree 69 lks
right of 20m. 33c.67L
2 1/8 MILE POST 100 Lks Left of 20.56.85
WHISTLE POST 20 Lks R of 20.41.85

2 1/2 MILE POST 61 lks left 19.76.85
Watercourse CULVERT 42 DIA 446 AT 20.64.91

1/2 MILE POST 57 Lks Left 20.76.88



BM 735.44 From Conn. Tree 112 lks
left of 20m. 0c.32L
Hobson's Bay
L.W.M.

COMMENCEMENT OF DEVIATION
AT 20m 8c 25L Local Mileage
217m 51c 40L From Melbourne

END OF DEVIATION AND
BREAK OF CHAINAGE
AT 20m 69c 97L On Deviation
20m 70c 00L On Orig Survey (Carried on)
218m 33c 12L From Melbourne

NOTE - From 2m 22c 04L On Deviation Deduct 43 lks From Local Mileage to obtain True Mileage
From 2m 22c 47L On Orig Survey

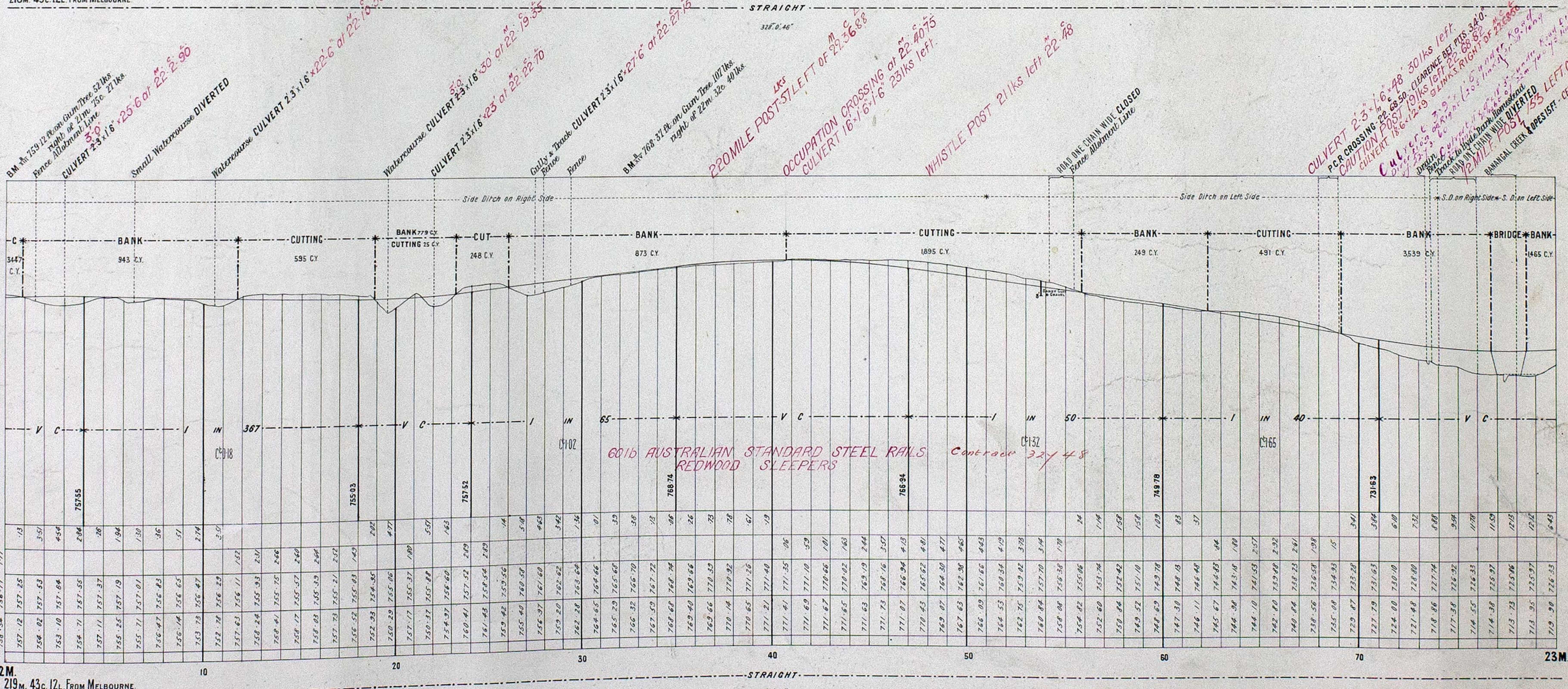
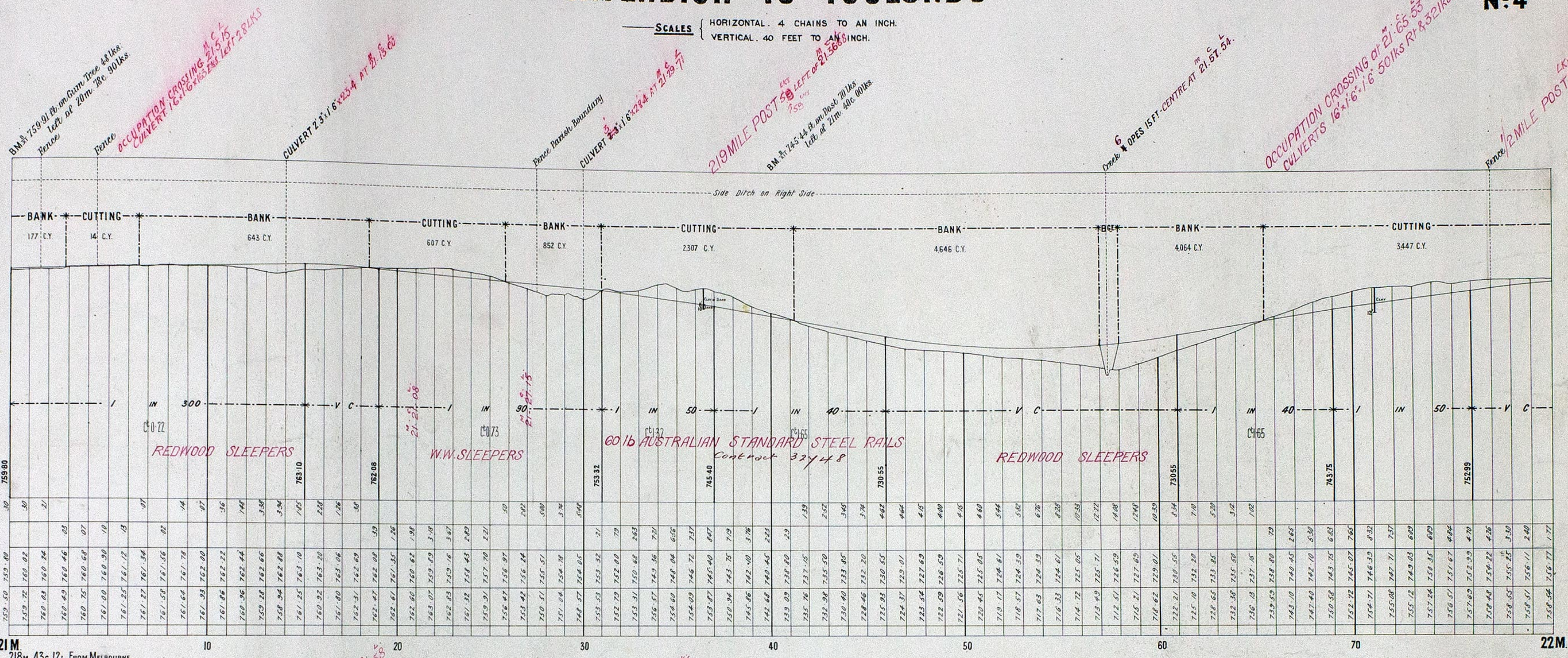
NOTE - From 20m 69c 97L On Deviation Deduct 46 lks From Local Mileage to obtain True Mileage
From 20m 70c 00L On Orig Survey

RAILWAY DEPARTMENT MELBOURNE DEC. 1914
C.E.D. 119 J.A.C. N. 1957/11

VICTORIAN RAILWAYS. CAVENDISH TO TOOLONDO

SCALES { HORIZONTAL. 4 CHAINS TO AN INCH.
VERTICAL. 40 FEET TO AN INCH.

No 4



NOTE
 From 20m. 69c. 97L. On DEVIATION } Deduct 46 lks From Local Mileage
 From 20m. 70c. 00L. On ORIGINAL SURVEY } to obtain True Mileage.

VICTORIAN RAILWAYS. CAVENDISH TO TOOLONDO

No 5

SCALES { HORIZONTAL. 4 CHAINS TO AN INCH.
VERTICAL. 40 FEET TO AN INCH.

BM 719.77 on Gum Tree 64 Dks
Left of 22m. 75c. 131.
Alignment Line

WHISTLE POST 20 LKS RIGHT 25.10

Watercourse CULVERT 2-3 x 1.6

REINFORCED CONCRETE PIPE
2 Dia. 4.5' at 25-20.55

Alignment Line

Small Watercourse CULVERT 2-3 x 1.6
at 25-32.30

ROAD ONE CHAIN WIDE CLOSED


BM 719.765 22 Ft. on Gum Tree 31 Dks
Left of 23m. 44c. 231.

Alignment Line

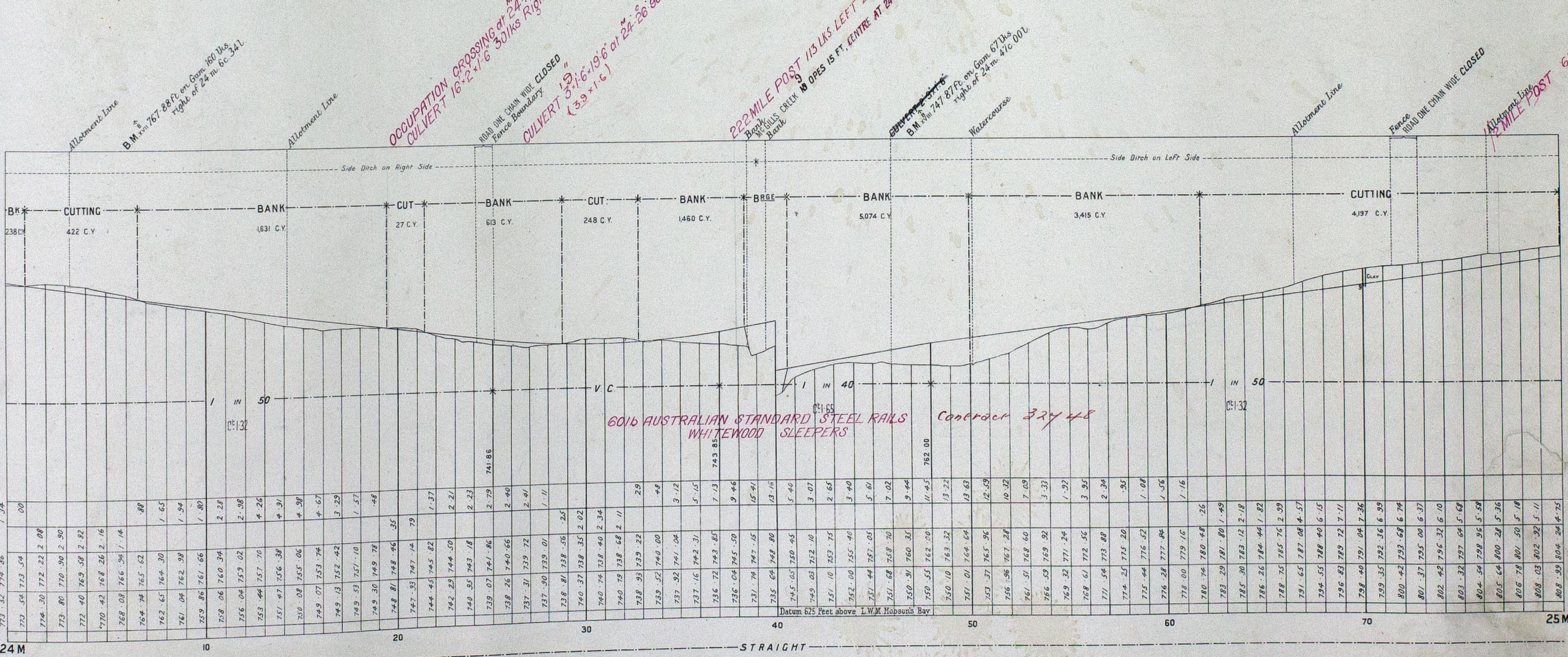
Short Gully CULVERT 2-3 x 1.6
at 25-48.40

Alignment Line

BOX CULVERT 1.05 x 1.6 x 1.6; GRADE 1-21; INVERT 789.38 ON R. OF 25.74
Contour Drain from Culvert to take water to drain to dam (see plan)
at INVERT 779.30
1/2 MILE POST 6 LKS. LEFT OF 25.74



23M 220m. 43c. 12L. FROM MELBOURNE
STRAIGHT 328° 0' 46"
CUR 80 CHS. RAD.
STRAIGHT 318° 50' 16"



24M 221m. 43c. 12L. FROM MELBOURNE
STRAIGHT 318° 50' 16"

NOTE: FROM 20m. 69c. 97L. ON DEVIATION DEDUCT 46 LKS FROM LOCAL MILEAGE TO OBTAIN TRUE MILEAGE. FROM 20m. 70c. 00L. ON ORIG. SURVEY.

VICTORIAN RAILWAYS. CAVENDISH TO TOOLONDO

No 6

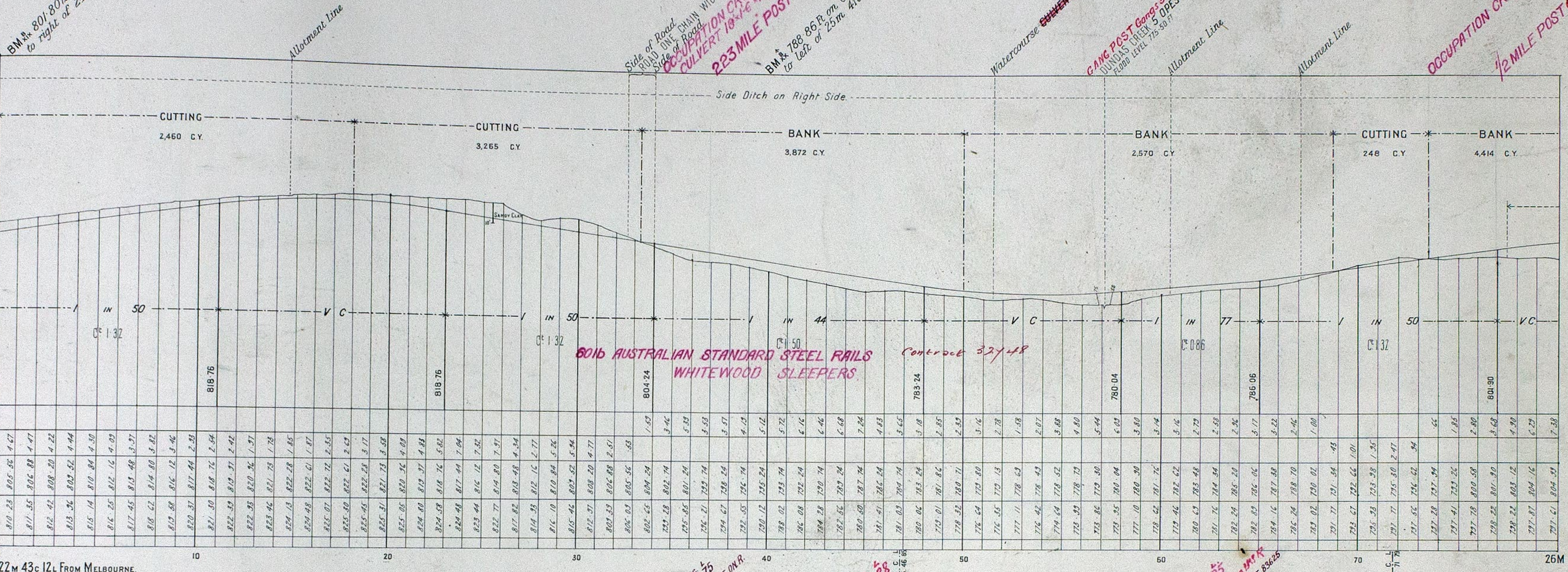
SCALES { HORIZONTAL . 4 CHAINS TO AN INCH.
VERTICAL . 40 FEET TO AN INCH.

BM 801 80 ft on Gum 178 lbs
to right of 24m 72c 22 lbs

Side of Road
ONE CHAIN WIDE CLOSED
OCCUPATION CROSSING 25-58-76
CULVERT 18-16-16 4 1/2 LKS RIGHT 25-58-76
223 MILE POST 70 LKS LEFT 25-58-76
BM 788 86 ft on Gum 61 lbs
to left of 25m 41c 1 lbs

Watercourse
GANG POST 3-4 185 WSP OF 25-58-76
DUNDS BRICK 3 OPES 1 FT. CENTRE OF BRIDGE 25-57-76
FLOOR LEVEL 75-50-76

OCCUPATION CROSSING 25-78-35
1/2 MILE POST 61 LKS LEFT OF 25-78-35



318° 50' 16"

STRAIGHT

CURVE 80 CHAINS RADIUS

300° 58' 46"

TP

3.9' CULVERT 1 1/2 x 16 x 45' RC STIMBER AT 26-2-00 GRADE 1-30, INVERT 794.50 ON R

BM 804 69 ft on Gum 49 lbs to left of 26m 6c 58 lbs

CULVERT 20 1/2 x 32 42 LINKS R OF 26-1-24 CENTRE OF PASSENGER PLATFORM 26-13-00

FRENCH FIRRAIN 26-17-30 c 9 G EX ZONE CULVERT 1-26-17-02

Watercourse CULVERT 39 1/2 x 22 200-20 PPS ON R RED GUM SAWN TIMBER GRADE 1-88, INVERT 807.85 ON R Watercourse DIVERTED

WHISTLE POST 22 LKS LEFT 26-32

22 1/2 MILE POST 61 LKS LEFT 26-36-86 Watercourse DIVERTED

BM 816 23 ft on Gum 190 lbs to right of 26m 47c 18 lbs

Fence

Road Formation CHAINS WIDE WITH 100 YD SIDE DRAIN

CAUTION POST 26-2-25

PCR CROSSING 26-5A-78 46 CLEARANCE BELT 26-5A-78

Watercourse CHEVRE 2-3-16 GRADE 1-166, INVERT 836.25 26-55-90

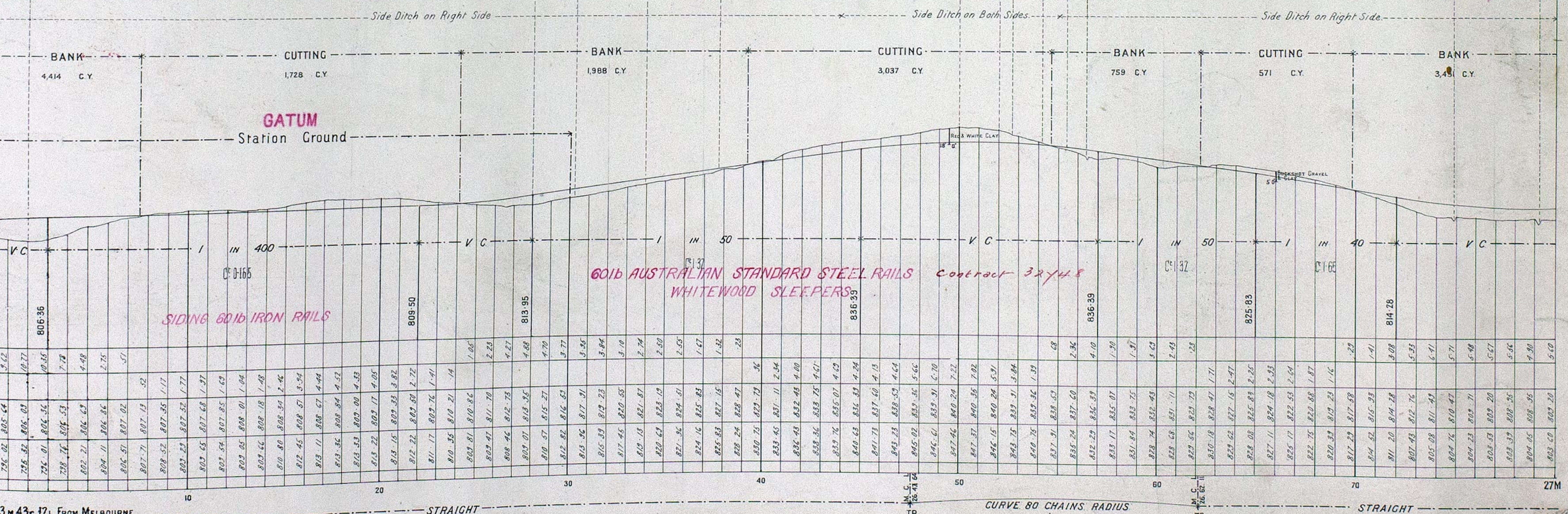
CULVERT 5-16-20 at 26-60-30

WHISTLE POST 22 LKS Right 26-35 Watercourse DIVERTED

1/2 MILE POST 76 LKS LEFT 26-76-88

Watercourse DIVERTED

CRACK BRIDGE 4 OPES OF 11 FEET CENTRE AT 26-79-76 26-78-23



311° 20' 46"

STRAIGHT

CURVE 80 CHAINS RADIUS

TP

NOTE

from { 20m 69c 97L On Deviation } Deduct 46 Links from Local Mileage,
20m 70c 00L On Orig Survey } to obtain True Mileage.

RAILWAY DEPARTMENT MELBOURNE OCT 1914
E.M. ESP J.A.C. N° 2 834/114

VICTORIAN RAILWAYS. CAVENDISH TO TOOLONGO

N^o 7

SCALES | HORIZONTAL. 4 CHAINS TO AN INCH.
VERTICAL. 40 FEET TO AN INCH.

BM. 806.68 ft. on Gum 150 lks
Left of 27m. 73c. 20L.

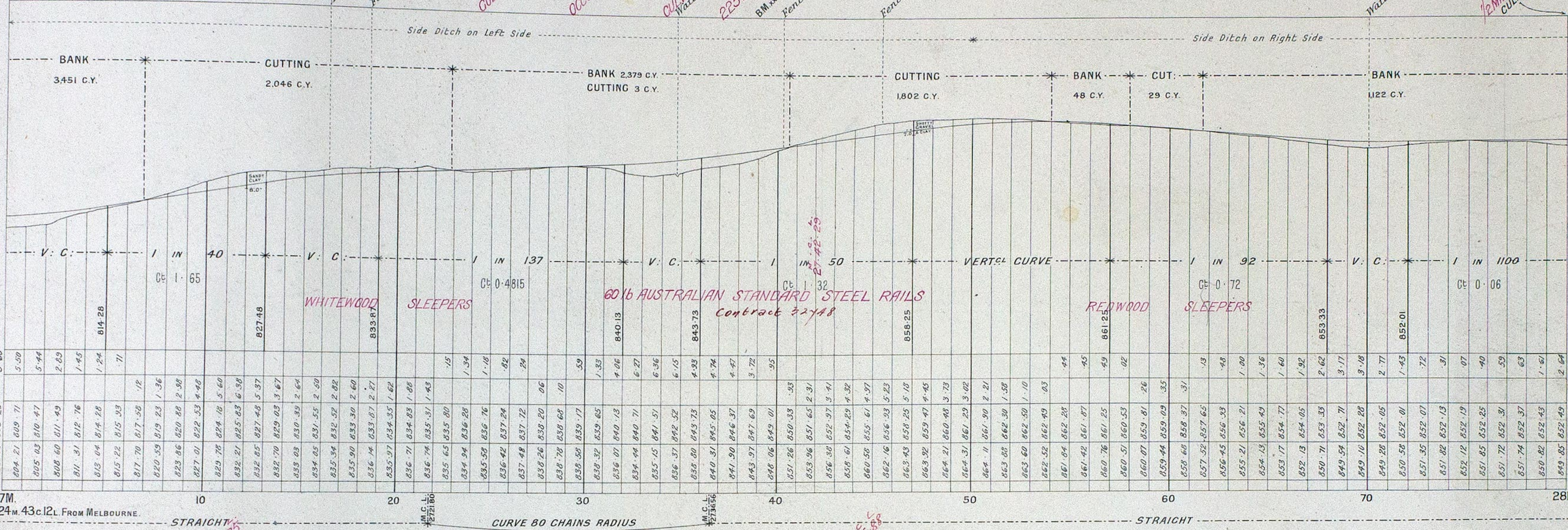
Allocation Line
Fence

CULVERT 2 3/4 x 6 1/2 at 27 24 06
OCCUPATION CROSSING at 27 18 18

CULVERT 3 9/16 x 6 3/8 at 27 34 18
225 MILE POST 61 LKS LEFT 27 48 28
BM. 849.64 ft. on Gum 95 lks
Right of 27m. 39c. 90L.

Watercourse 3 3/8
CULVERT 2 3/4 x 6 1/2 at 27 50

1/2 MILE POST 61 LKS LEFT 27 48 28
CULVERT 2 3/4 x 6 1/2 at 27 19 30



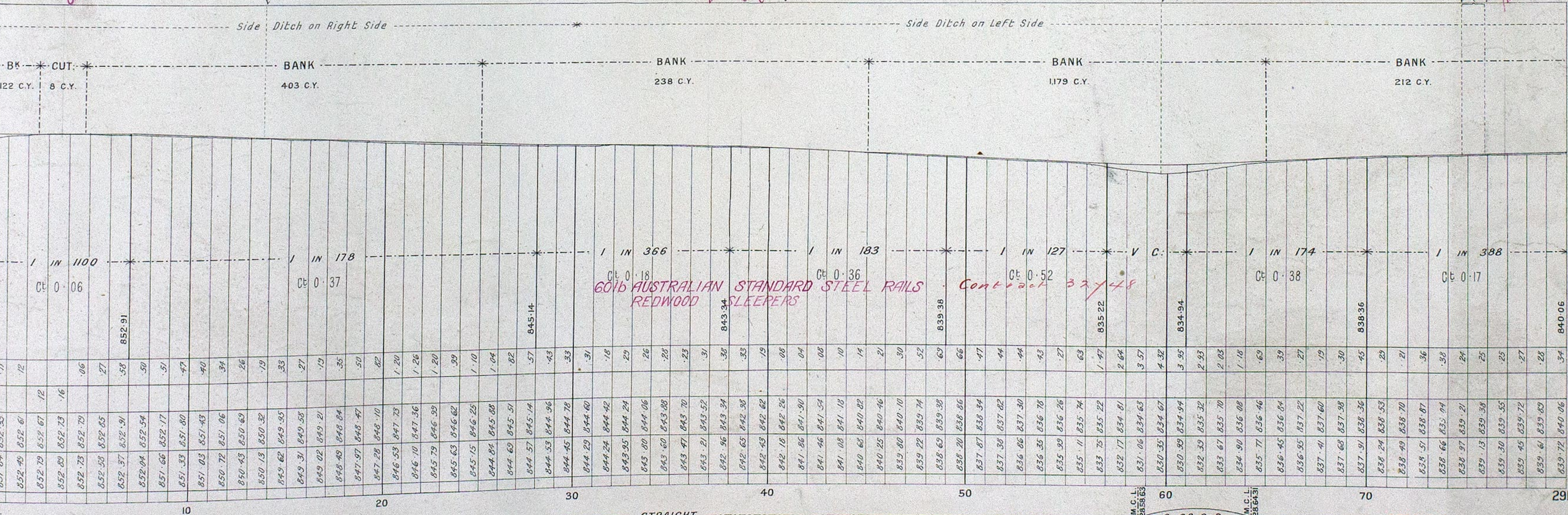
Hobson's Bay
above L.W.M.
27M.
224m. 43c. 12L. FROM MELBOURNE.

BM. 849.04 ft. on Gum 106 lks
Left of 27m. 71c. 85L.

226 MILE POST 61 LKS LEFT 28 56 88
OCCUPATION CROSSING at 28 38 60
CULVERT 16 1/2 x 16 1/2 at 28 51 60
BM. 843.50 ft. on Gum 129 lks
Left of 28m. 44c. 70L.

Fence
CULVERT 2 3/4 x 6 1/2 at 28 60

Fence CLOSED
ROAD ON CHAIN WIDE
Allocation Line
1/2 MILE POST 61 LKS LEFT 28 76 88



Hobson's Bay
above L.W.M.
28M.
225m. 43c. 12L. FROM MELBOURNE.

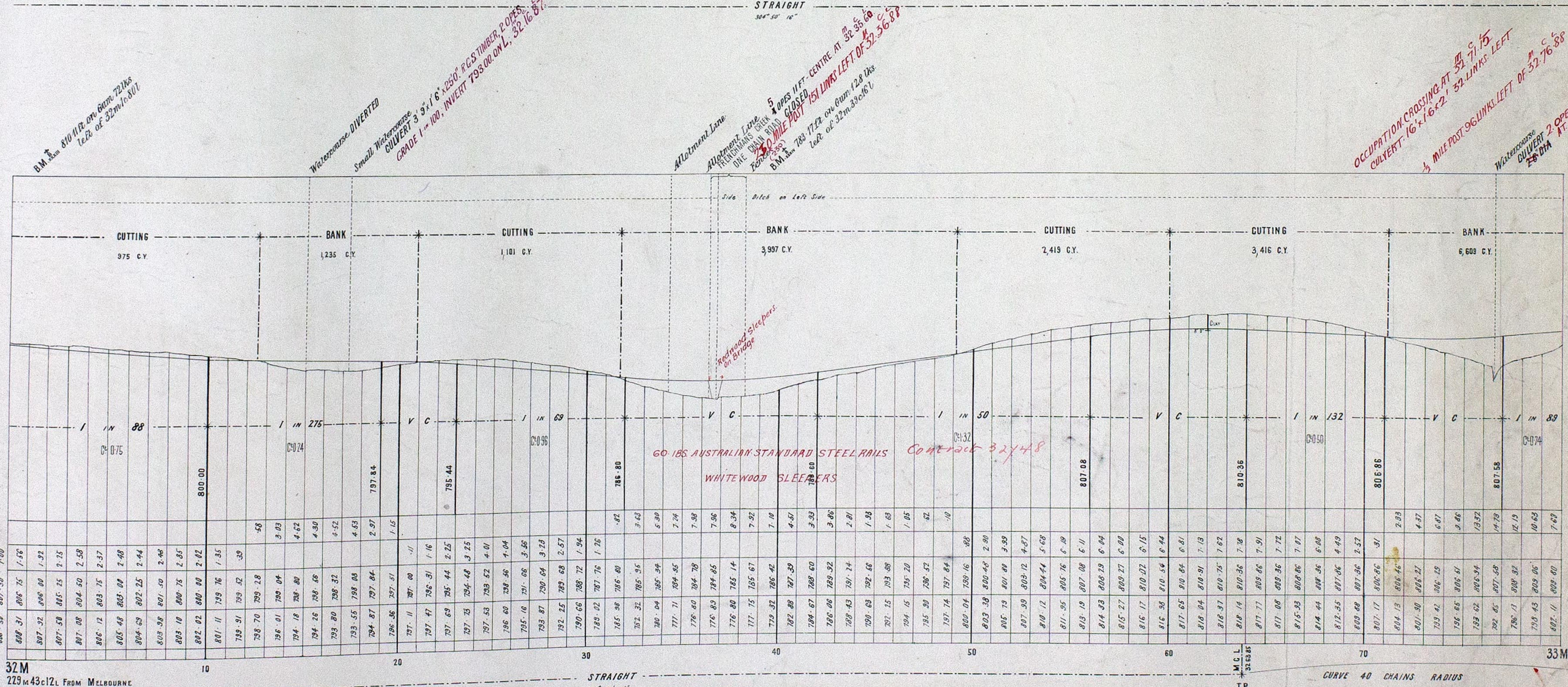
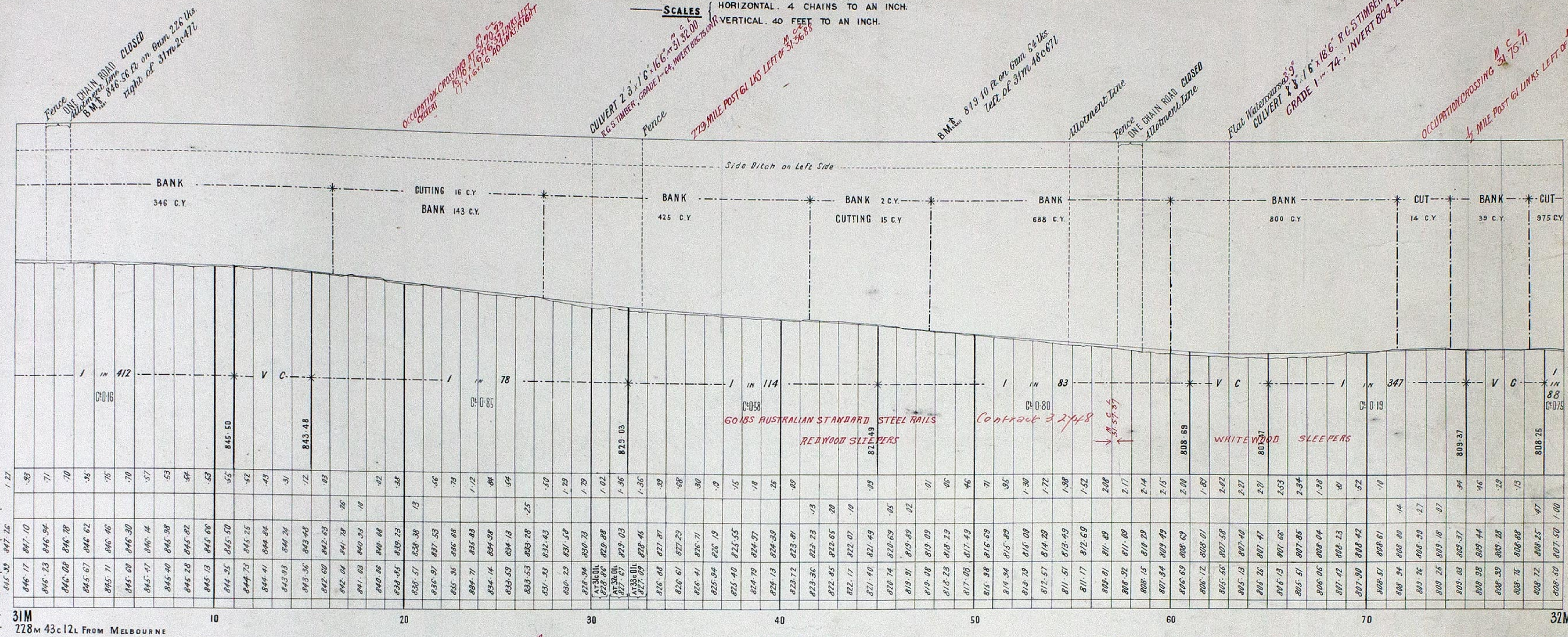
NOTE: From { 20m. 69c. 97L. ON DEVIATION ... } Deduct 46Lks. From Local Mileage
From { 20m. 70c. 00L. ON ORIGINAL SURVEY } to obtain True Mileage.

RAILWAY DEPARTMENT MELBOURNE NOV. 1914
W. J. W. E. J. A. C. N^o L 839/14

VICTORIAN RAILWAYS. CAVENDISH TO TOOLONDO

No 9

SCALES: HORIZONTAL, 4 CHAINS TO AN INCH. VERTICAL, 40 FEET TO AN INCH.



NOTE: From 20m 69c 97L ON DEVIATION Deduct 46 lks from Local Mileage to obtain True Mileage. From 20m 70c 00L ON ORIGINAL SURVEY

RAILWAY DEPARTMENT MELBOURNE NOV 1914

VICTORIAN RAILWAYS, CAVENDISH TO TOOLONGO

SCALES { HORIZONTAL. 4 CHAINS TO AN INCH.
VERTICAL. 40 FEET TO AN INCH.

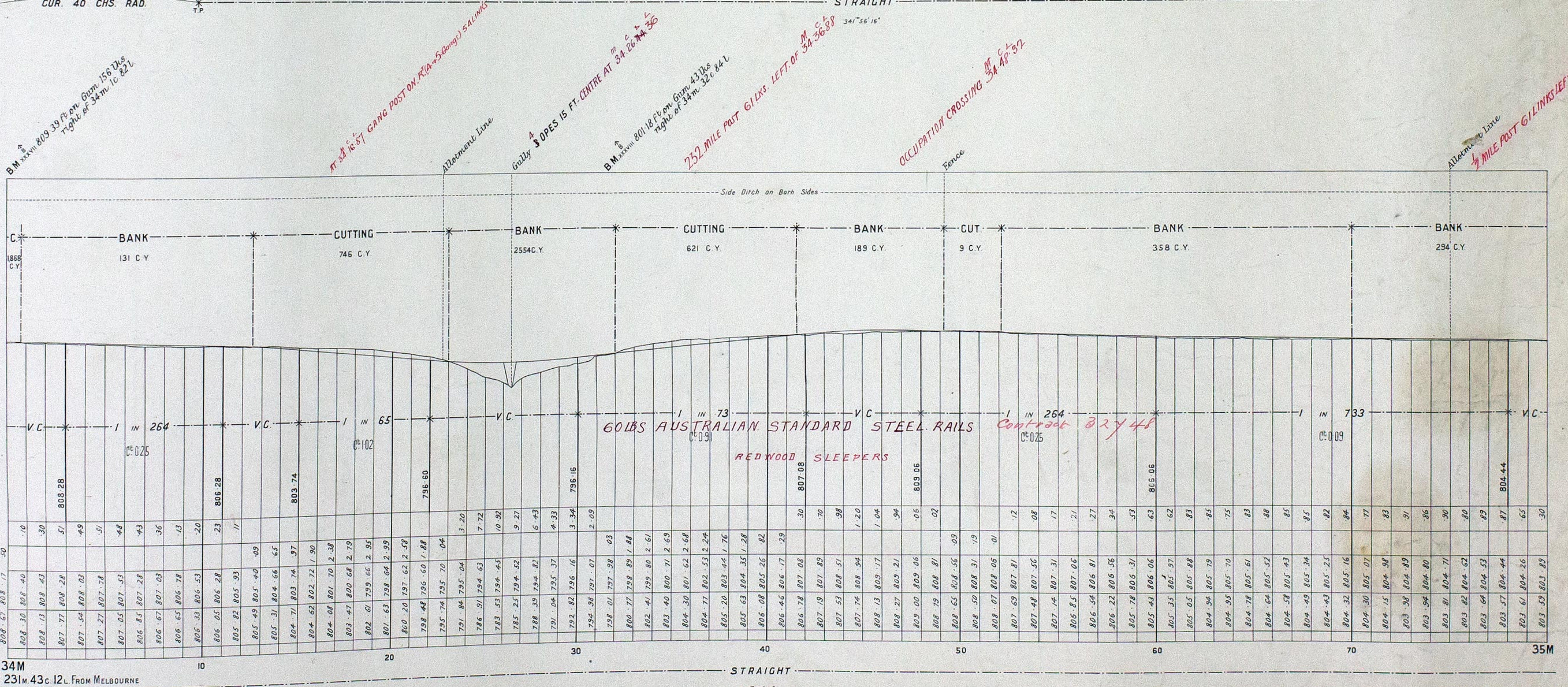
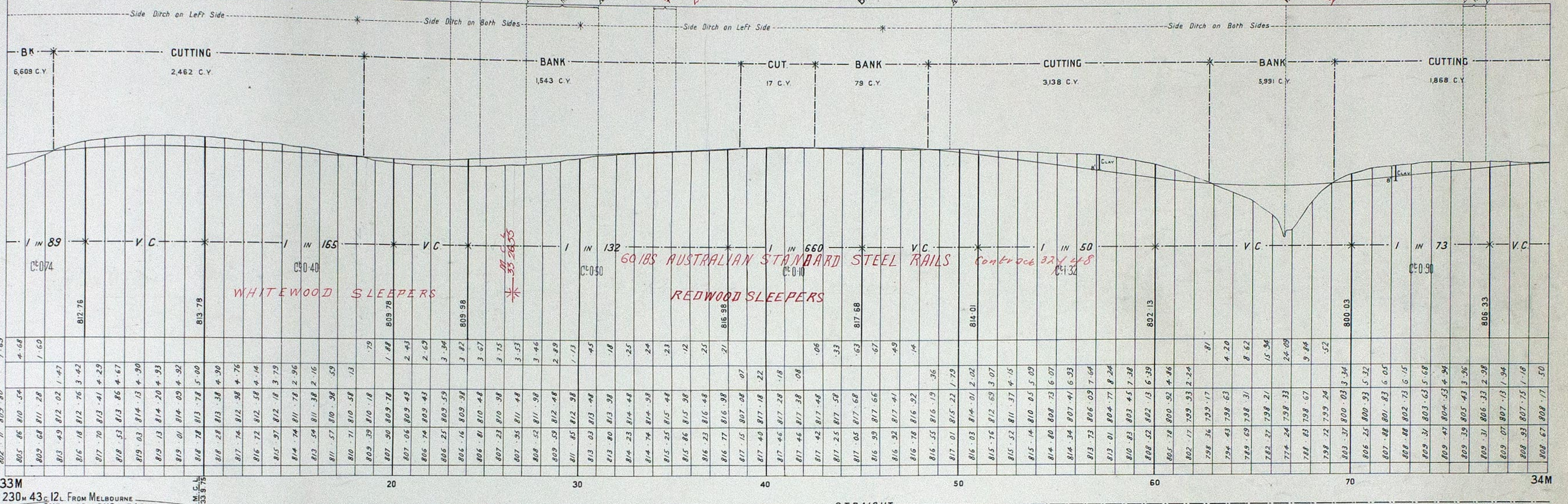
N^o 10

B.M. 812 24 Ft. on Gmn. 106714s
Left of 33m 2c 307

Watercourse CULVERT 3' 3" x 1' 6" 19' 5" 20 PERS. 33.230
REG. CUM SAWY TIMBER FENCE GRADE 1-60, INVERT 805.500M
Attachment Line
ROAD ONE CHAIN WIDE DIVERTED
Attachment Line & Parish Boundary

B.M. 818 18 Ft. on Gmn. 29114s
Left of 33m 46c 111
Attachment Line

Watercourse SKEW
TWO CULVERTS 3' 6" DIA. x 108' 0" LONG. - NO. OF PIPES 50 & 4 ENDS
GRADE 1-50, INVERT 771.58 ON L
1/2 MILE POST 61 LKS LEFT OF 35 76.88
Attachment Line
ROAD ONE CHAIN WIDE DIVERTED
Attachment Line



B.M. 819 39 Ft. on Gmn. 156714s
Right of 34m 10c 821

Attachment Line
1/2 MILE POST 61 LKS ON R/O (to 50m) 5 ALINKS

Gully 5 PERS 15 FT CENTRE AT 34 26 76 88

B.M. 801 18 Ft. on Gmn. 42114s
Right of 34m 32c 441

Attachment Line
1/2 MILE POST 61 LKS LEFT OF 34 36 88

Attachment Line
OCCUPATION CROSSING 34 40 32

Attachment Line
1/2 MILE POST 61 LKS LEFT OF 34 76 88

NOTE - FROM { 20m 69c 97L ON DEVIATION } Deduct 46 lks From Local Mileage
{ 20m 70c 00L ON DUG SURVEY } To obtain True Mileage

VICTORIAN RAILWAYS, CAVENDISH TO TOOLONDO

No 11

— SCALES —
HORIZONTAL. 4 CHAINS TO AN INCH.
VERTICAL. 40 FEET TO AN INCH.

WHISTLE POST 803 21/2 ft on Gum 5 1/2 Lks
Left of 35+0 35
B.M. 803 21/2

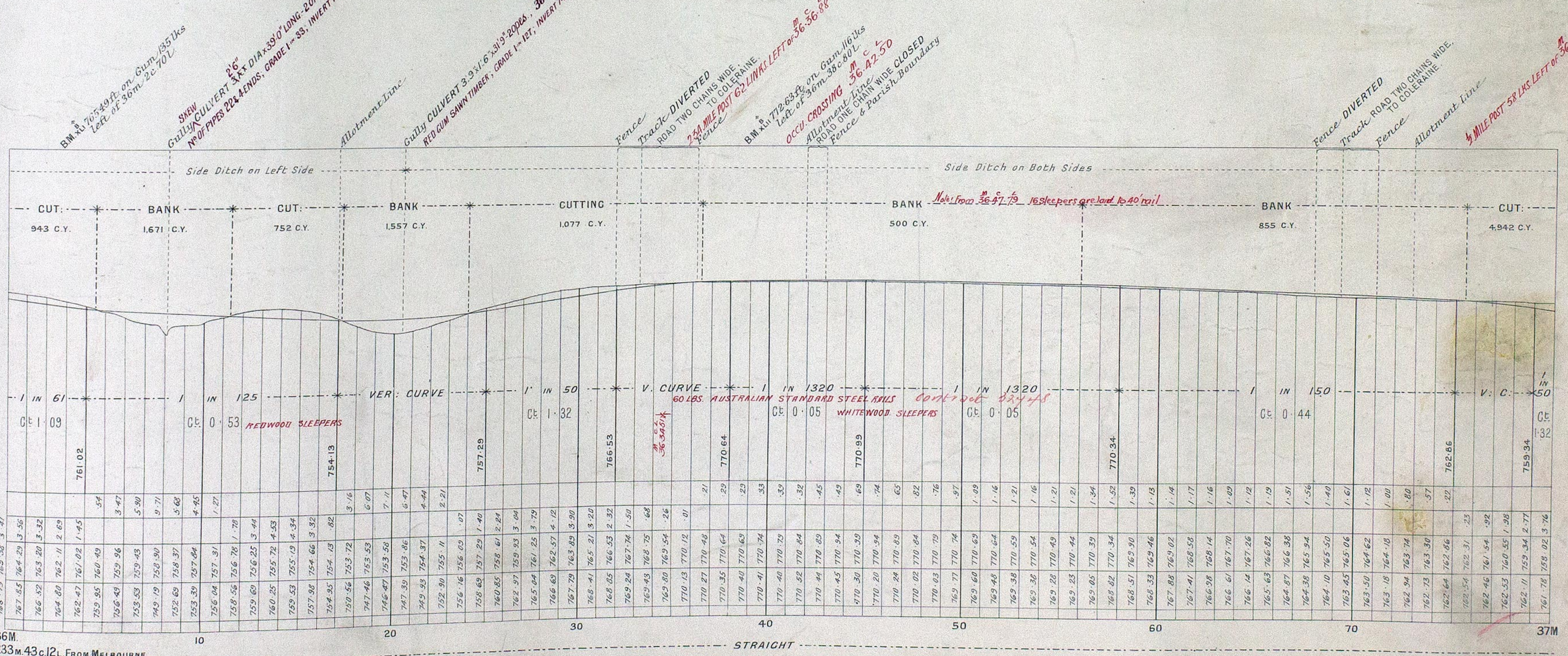

Gully CULVERT 2 ODES 3 3/4 x 1 1/2
RED GUM SAWN TIMBER
ROAD CROSSING 35+20 00
P.C.R. CROSSING 35+20 00
CULVERT 2 1/2 x 1 1/2 44 Lms LEFT

CENTRE OF PASSENGER PLATFORM 35+35 00
2 3/4 MILE POST 35+56 88

B.M. 788 61 ft on Gum 7 3/4 Lks
Right of 35+46 62
CULVERT 2 1/2 x 1 1/2 38 Lms LEFT
P.C.R. CROSSING 35+49 50
CAUTION POST 22 Lms LEFT OF 35+49 50

WHISTLE POST 76 Lms RIGHT OF 35+63 50
M.C.L. 35+63 50

1/2 MILE POST 76 Lms LEFT 35+76 88
M.C.L. 35+76 88



NOTE: —
From { 20M 69c 97L ON DEVIATION... } Deduct 46 Lks. From Local Mileage
{ 20M 70c 00L ON ORICL SURVEY } to obtain True Mileage.

VICTORIAN RAILWAYS, CAVENDISH TO TOOLONDO

Nº12

— SCALES —
HORIZONTAL. 4 CHAINS TO AN INCH.
VERTICAL. 40 FEET TO AN INCH.

BM. No. 704. 27.00 on Curve 82 Lks.
1/2 m. left of 38m. 750. 50 lks.

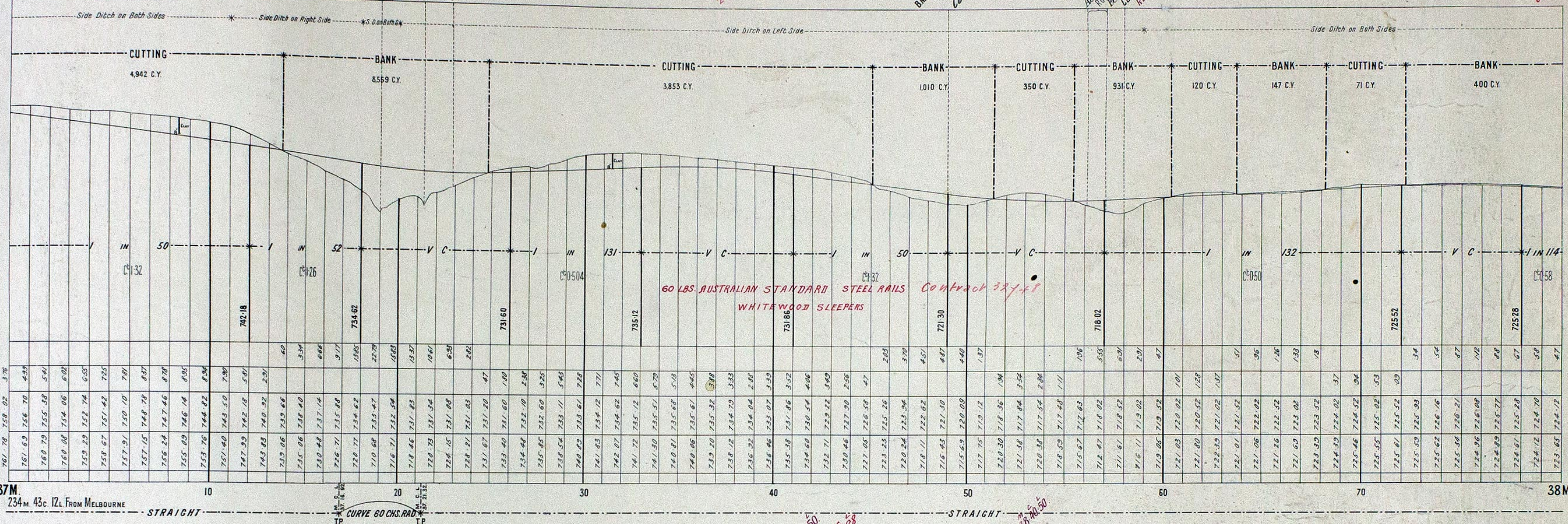
3'6" DIA. 1/16" 20 PILES. AT 37.18 60.
NEW GULLY CULVERT 3'6" DIA. 1/16" 20 PILES. AT 37.18 60.
Washway Diverted
Alignment Line

235 MILE POST 76 LK. LEFT OF 37.18 60.

BM. No. 710. 23.25 on Red Gum. 80 lks.
Right of 31m. 570. 50 lks.
CULVERT 23'6" 20 PILES. 39 x 16 x 27.6 AT 37.50.

Alignment Line
ROAD ONE CHAIN WIDE
CULVERT 23'6" 20 PILES. 39 x 16 x 27.6 AT 37.50.
RED GUM SAW TIMBER

1/2 MILE POST 67 LKS LEFT OF 37.18 60.
OCCUPATION CROSSING AT 37.18 60.



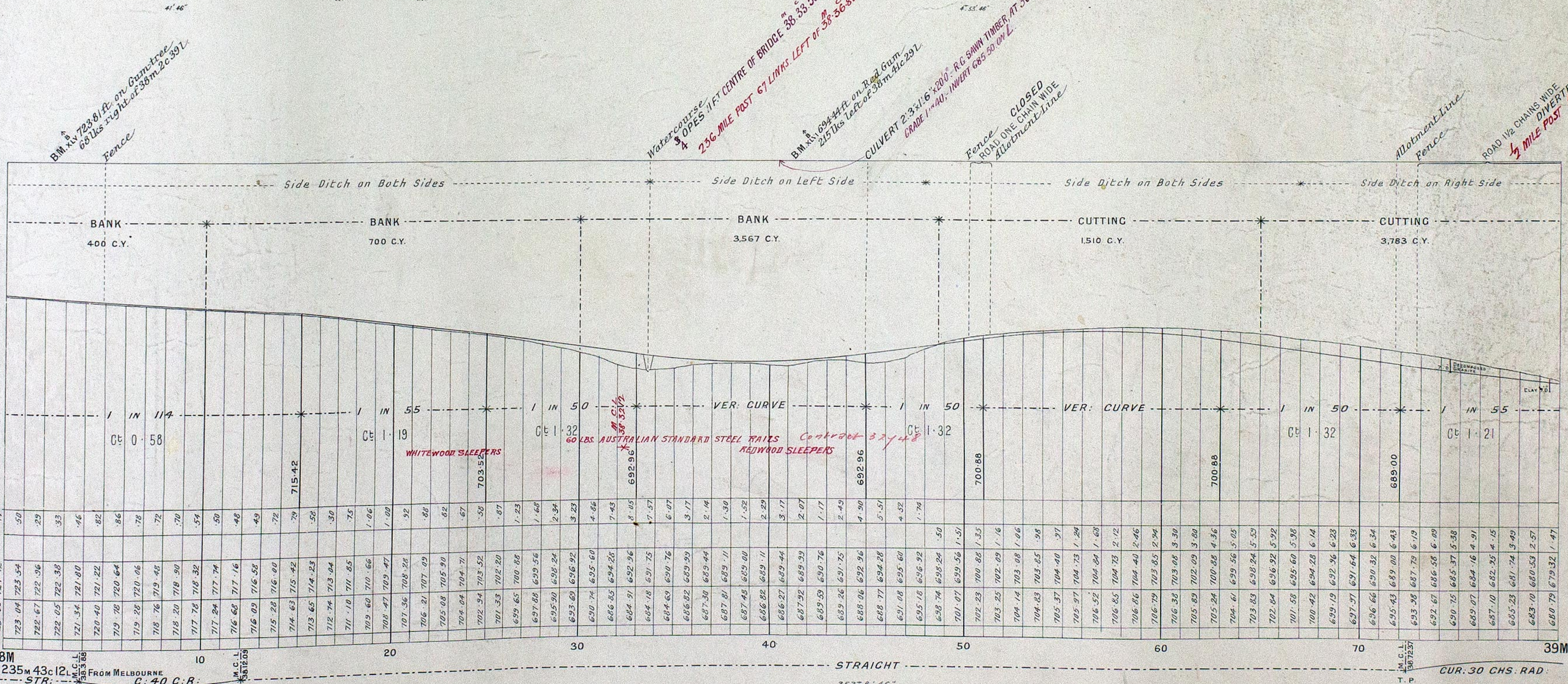
Watercourse
256 MILE POST 67 LKS. LEFT OF 38.33 50.

BM. No. 694. 44 ft on Red Gum.
215 lks. Left of 38m. 41c. 29 L.
CULVERT 23'6" 20 PILES. 39 x 16 x 27.6 AT 38.33 50.

Fence
ROAD ONE CHAIN WIDE
Alignment Line

Alignment Line
Fence

ROAD 1/2 CHAIN WIDE
1/2 MILE POST 50 LKS. LEFT OF 38.33 50.

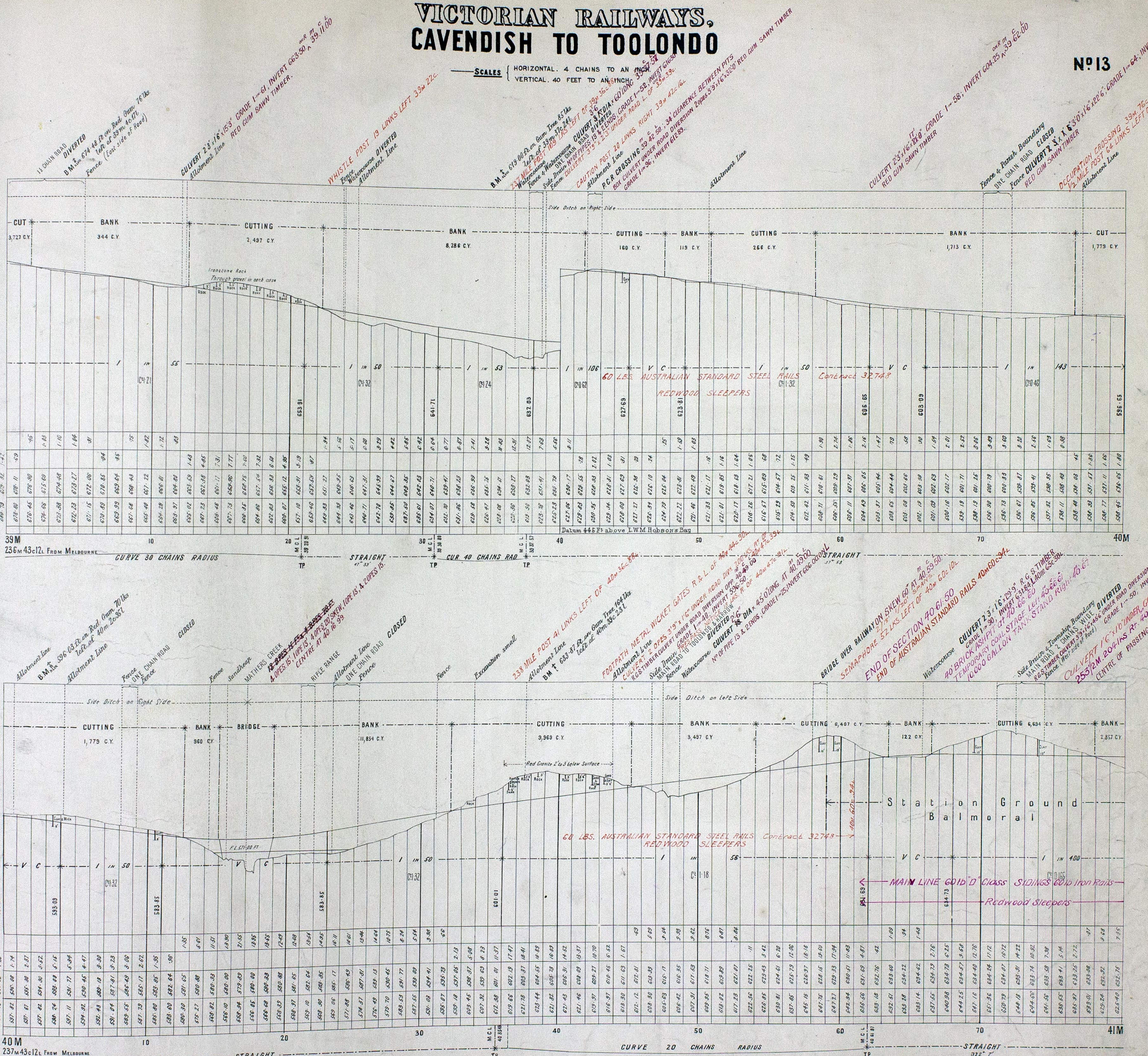


NOTE:—
From { 20m. 69c. 97L. ON DEVIATION..... } Deduct 46 lks from Local Mileage
From { 20m. 70c. 00L. ON ORIGINAL SURVEY } to obtain True Mileage.

VICTORIAN RAILWAYS, CAVENDISH TO TOOLONDO

No 13

SCALES
HORIZONTAL. 4 CHAINS TO AN INCH
VERTICAL. 40 FEET TO AN INCH



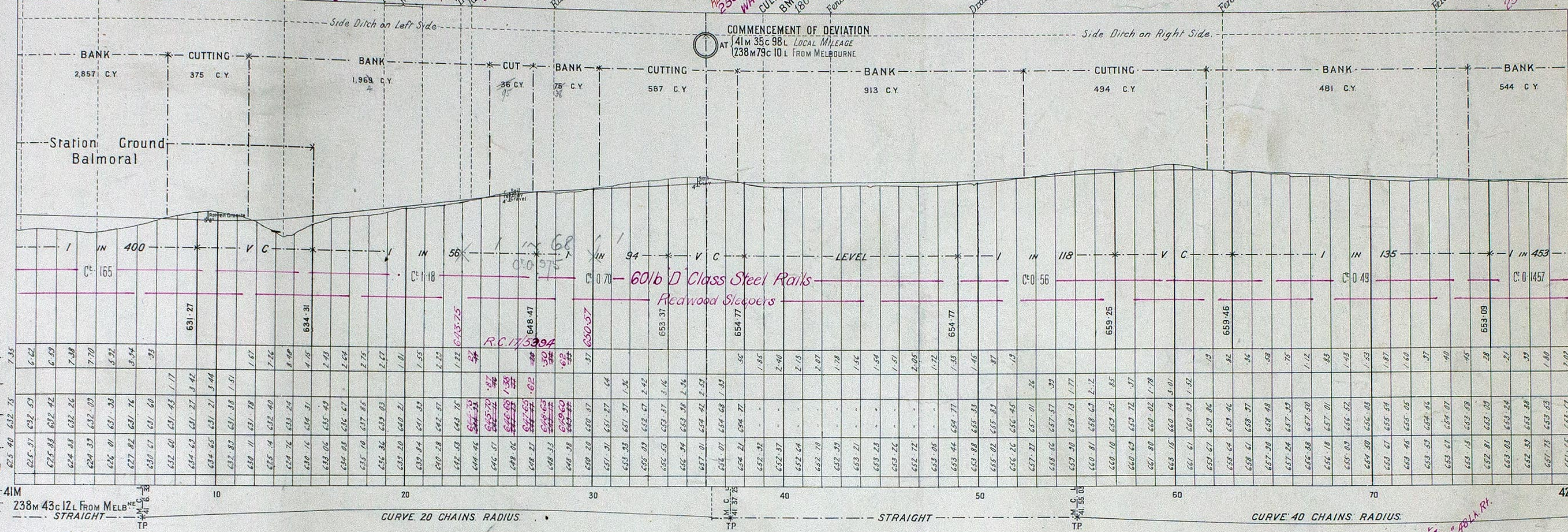
39 M	10	20	30	40	50	60	70	80	90	100	110	120	130	140	150	160	170	180	190	200	210	220	230	240	250	260	270	280	290	300	310	320	330	340	350	360	370	380	390	400																																																																																																																																																																																																																																																																																																																																																																																																																																																																																																																																																																																																																																																																																																																																																																																																																																																																																																																																																																
699.79	679.92	674.47	670.45	674.08	675.60	674.48	672.23	673.27	671.15	672.08	670.85	669.99	669.64	669.43	669.40	669.22	669.02	668.80	668.57	668.32	668.07	667.82	667.57	667.32	667.07	666.82	666.57	666.32	666.07	665.82	665.57	665.32	665.07	664.82	664.57	664.32	664.07	663.82	663.57	663.32	663.07	662.82	662.57	662.32	662.07	661.82	661.57	661.32	661.07	660.82	660.57	660.32	660.07	659.82	659.57	659.32	659.07	658.82	658.57	658.32	658.07	657.82	657.57	657.32	657.07	656.82	656.57	656.32	656.07	655.82	655.57	655.32	655.07	654.82	654.57	654.32	654.07	653.82	653.57	653.32	653.07	652.82	652.57	652.32	652.07	651.82	651.57	651.32	651.07	650.82	650.57	650.32	650.07	649.82	649.57	649.32	649.07	648.82	648.57	648.32	648.07	647.82	647.57	647.32	647.07	646.82	646.57	646.32	646.07	645.82	645.57	645.32	645.07	644.82	644.57	644.32	644.07	643.82	643.57	643.32	643.07	642.82	642.57	642.32	642.07	641.82	641.57	641.32	641.07	640.82	640.57	640.32	640.07	639.82	639.57	639.32	639.07	638.82	638.57	638.32	638.07	637.82	637.57	637.32	637.07	636.82	636.57	636.32	636.07	635.82	635.57	635.32	635.07	634.82	634.57	634.32	634.07	633.82	633.57	633.32	633.07	632.82	632.57	632.32	632.07	631.82	631.57	631.32	631.07	630.82	630.57	630.32	630.07	629.82	629.57	629.32	629.07	628.82	628.57	628.32	628.07	627.82	627.57	627.32	627.07	626.82	626.57	626.32	626.07	625.82	625.57	625.32	625.07	624.82	624.57	624.32	624.07	623.82	623.57	623.32	623.07	622.82	622.57	622.32	622.07	621.82	621.57	621.32	621.07	620.82	620.57	620.32	620.07	619.82	619.57	619.32	619.07	618.82	618.57	618.32	618.07	617.82	617.57	617.32	617.07	616.82	616.57	616.32	616.07	615.82	615.57	615.32	615.07	614.82	614.57	614.32	614.07	613.82	613.57	613.32	613.07	612.82	612.57	612.32	612.07	611.82	611.57	611.32	611.07	610.82	610.57	610.32	610.07	609.82	609.57	609.32	609.07	608.82	608.57	608.32	608.07	607.82	607.57	607.32	607.07	606.82	606.57	606.32	606.07	605.82	605.57	605.32	605.07	604.82	604.57	604.32	604.07	603.82	603.57	603.32	603.07	602.82	602.57	602.32	602.07	601.82	601.57	601.32	601.07	600.82	600.57	600.32	600.07	599.82	599.57	599.32	599.07	598.82	598.57	598.32	598.07	597.82	597.57	597.32	597.07	596.82	596.57	596.32	596.07	595.82	595.57	595.32	595.07	594.82	594.57	594.32	594.07	593.82	593.57	593.32	593.07	592.82	592.57	592.32	592.07	591.82	591.57	591.32	591.07	590.82	590.57	590.32	590.07	589.82	589.57	589.32	589.07	588.82	588.57	588.32	588.07	587.82	587.57	587.32	587.07	586.82	586.57	586.32	586.07	585.82	585.57	585.32	585.07	584.82	584.57	584.32	584.07	583.82	583.57	583.32	583.07	582.82	582.57	582.32	582.07	581.82	581.57	581.32	581.07	580.82	580.57	580.32	580.07	579.82	579.57	579.32	579.07	578.82	578.57	578.32	578.07	577.82	577.57	577.32	577.07	576.82	576.57	576.32	576.07	575.82	575.57	575.32	575.07	574.82	574.57	574.32	574.07	573.82	573.57	573.32	573.07	572.82	572.57	572.32	572.07	571.82	571.57	571.32	571.07	570.82	570.57	570.32	570.07	569.82	569.57	569.32	569.07	568.82	568.57	568.32	568.07	567.82	567.57	567.32	567.07	566.82	566.57	566.32	566.07	565.82	565.57	565.32	565.07	564.82	564.57	564.32	564.07	563.82	563.57	563.32	563.07	562.82	562.57	562.32	562.07	561.82	561.57	561.32	561.07	560.82	560.57	560.32	560.07	559.82	559.57	559.32	559.07	558.82	558.57	558.32	558.07	557.82	557.57	557.32	557.07	556.82	556.57	556.32	556.07	555.82	555.57	555.32	555.07	554.82	554.57	554.32	554.07	553.82	553.57	553.32	553.07	552.82	552.57	552.32	552.07	551.82	551.57	551.32	551.07	550.82	550.57	550.32	550.07	549.82	549.57	549.32	549.07	548.82	548.57	548.32	548.07	547.82	547.57	547.32	547.07	546.82	546.57	546.32	546.07	545.82	545.57	545.32	545.07	544.82	544.57	544.32	544.07	543.82	543.57	543.32	543.07	542.82	542.57	542.32	542.07	541.82	541.57	541.32	541.07	540.82	540.57	540.32	540.07	539.82	539.57	539.32	539.07	538.82	538.57	538.32	538.07	537.82	537.57	537.32	537.07	536.82	536.57	536.32	536.07	535.82	535.57	535.32	535.07	534.82	534.57	534.32	534.07	533.82	533.57	533.32	533.07	532.82	532.57	532.32	532.07	531.82	531.57	531.32	531.07	530.82	530.57	530.32	530.07	529.82	529.57	529.32	529.07	528.82	528.57	528.32	528.07	527.82	527.57	527.32	527.07	526.82	526.57	526.32	526.07	525.82	525.57	525.32	525.07	524.82	524.57	524.32	524.07	523.82	523.57	523.32	523.07	522.82	522.57	522.32	522.07	521.82	521.57	521.32	521.07	520.82	520.57	520.32	520.07	519.82	519.57	519.32	519.07	518.82	518.57	518.32	518.07	517.82	517.57	517.32	517.07	516.82	516.57	516.32	516.07	515.82	515.57	515.32	515.07	514.82	514.57	514.32	514.07	513.82	513.57	513.32	513.07	512.82	512.57	512.32	512.07	511.82	511.57	511.32	511.07	510.82	510.57	510.32	510.07	509.82	509.57	509.32	509.07	508.82	508.57	508.32	508.07	507.82	507.57	507.32	507.07	506.82	506.57	506.32	506.07	505.82	505.57	505.32	505.07	504.82	504.57	504.32	504.07	503.82	503.57	503.32	503.07	502.82	502.57	502.32	502.07	501.82	501.57	501.32	501.07	500.82	500.57	500.32	500.07	499.82	499.57	499.32	499.07	498.82	498.57	498.32	498.07	497.82	497.57	497.32	497.07	496.82	496.57	496.32	496.07	495.82	495.57	495.32	495.07	494.82	494.57	494.32	494.07	493.82	493.57	493.32	493.07	492.82	492.57	492.32	492.07	491.82	491.57	491.32	491.07	490.82	490.57	490.32	490.07	489.82	489.57	489.32	489.07	488.82	488.57	488.32	488.07	487.82	487.57	487.32	487.07	486.82	486.57	486.32	486.07	485.82	485.57	485.32	485.07	484.82	484.57	484.32	484.07	483.82	483.57	483.32	483.07	482.82	482.57	482.32	482.07	481.82	481.57	481.32	481.07	480.82	480.57	480.32	480.07	479.82	479.57	479.32	479.07	478.82	478.57	478.32	478.07	477.82	477.57	477.32	477.07	476.82	476.57	476.32	476.07	475.82	475.57	475.32	475.07	474.82	474.57	474.32	474.07	473.82	473.57	473.32	473.07	472.82	472.57	472.32	472.07	471.82	471.57	471.32	471.07	470.82	470.57	470.32	470.07	469.82	469.57	469.32	469.07	468.82	468.57	468.32	468.07	467.82	467.57	467.32	467.07	466.82	466.57	466.32	466.07	465.82	465.57	465.32	465.07	464.82	464.57	464.32	464.07	463.82	463.57	463.32	463.07	462.82	462.57	462.32	462.07	461.82	461.57	461.32	461.07	460.82	460.57	460.32	460.07	459.82	459.57	459.32	459.07	458.82	458.57	458.32	458.07	457.82	457.57	457.32	457.07	456.82	456.57	456.32	456.07	455.82	455.57	455.32	455.07	454.82	454.57	454.32	454.07	453.82	453.57	453.32	453.07	452.82	452.57	452.32	452.07	451.82	451.57	451.32	451.07	450.82	450.57	450.32	450.07	449.82	449.57	449.32	449.07	448.82	448.57	448.32	448.07	447.82	447.57	447.32	447.07	446.82	446.57	446.32	446.07	445.82	445.57	445.32	445.07	444.82	444.57	444.32	444.07	443.82	443.57	443.32	443.07	442.82	442.57	442.32	442.07	441.82	441.57	441.32	441.07	440.82	440.57	440.32	440.07	439.82	439.57	439.32	439.07	438.82	438.57	438.32	438.07	437.82	437.57	437.32	437.07	436.82	436.57	436.32	436.07	435.82	435.57	435.32	435.07	434.82	434.57	434.32	434.07	433.82	433.57	433.32	433.07	432.82	432.57	432.32	432.07	431.82	431.57	431.

VICTORIAN RAILWAYS. CAVENDISH TO TOOLONGO

No 14

SCALES { HORIZONTAL. 4 CHAINS TO AN INCH.
VERTICAL. 40 FEET TO AN INCH.

PIPE CULVERT 2 PIPES 3' x 96' at 41° 55' No OF PIPES 4 ENDS
Watercourse BM 632.14 Ft on Gum Tree
2.54 lbs to left of 41m 0c 83 lbs
CULVERT 23' x 16' x 610' GRADE 1"=81, INVERT 624.00 ON L, 41 4.00
RED. GUM. SAWN TIMBER.
Watercourse CULVERT 3' x 16' x 440' GRADE 1"=50, INVERT 624.00 ON L
RED GUM SAWN TIMBER.
SEMAPHORE 121ks Right 41° 15' 30"
Fence Side of Road CULVERT 30' x 23' x 1/2" Left of 41° 15' 30"
ROAD TWO CHAINS WIDE FOR CROSSING - 41 19 85
R.G.S. TIMBER WIDE FOR CROSSING - 23' 16" x 20' 8" at 41° 19 85
Truck
RAILWAY POST 20 Links Right 41° 20 21
Razing Track
RESERVOIR FOR WATER SUPPLY on 41° 51' 26"
255 MILES 651ks RY 41 51 26
WHISTLE POST 24 Links Right
CULVERT 38' x 16' x 610' GRADE 1"=81, INVERT 624.00 ON L
BM 634.9 10 Ft on Gum Tree
180 lbs to left 41m 40c 33 lbs



CULVERT 23' x 16' x 476' at 42m 1c
BM 631.26 Ft on Gum Tree
92 lbs to left of 42m 1c 28 lbs

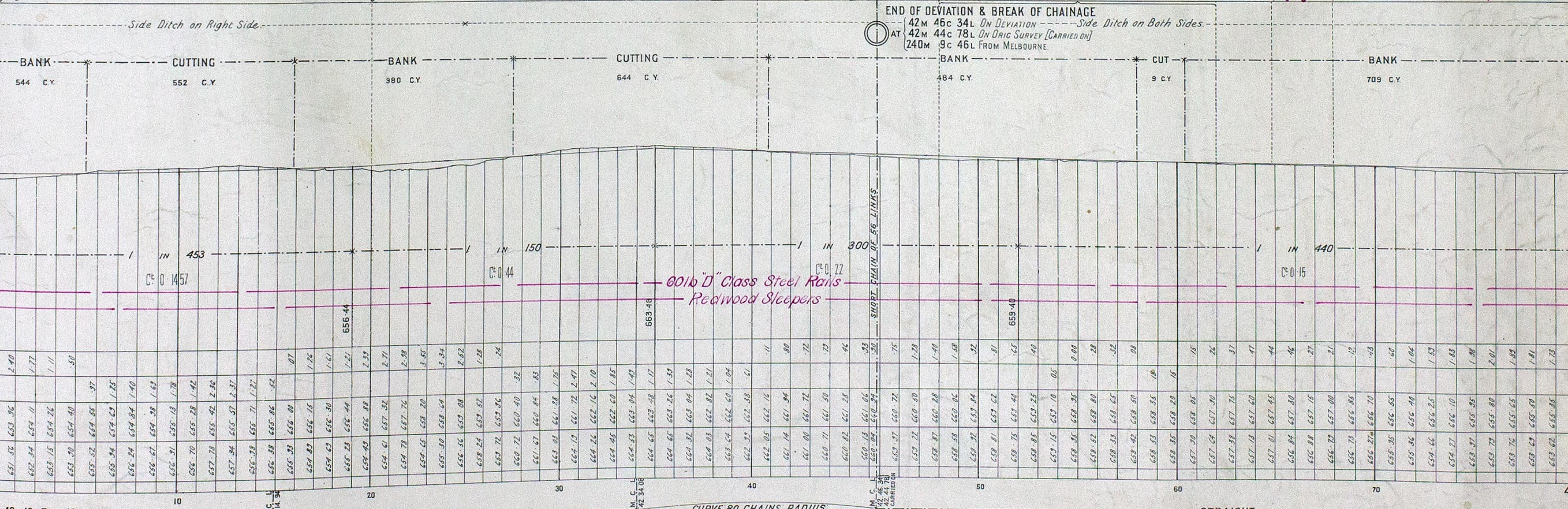
CULVERT 23' x 16' x 49' at 42° 25' 71"

252 MILES 661ks RY 42 25 71

Fence West Side of Road

BM 633.31 Ft on Gum Tree 207 lbs
to left of 42m 44c 71 lbs

251 1/2 MILES 661ks RY 42 25 70



NOTE From { 20m 69c 97L ON DEVIATION } Deduct 46 Links from Local Mileage, to obtain True Mileage.
{ 20m 70c 00L ON ORIG SURVEY }

NOTE From { 42m 46c 34L ON DEVIATION } Add 110 Links to Local Mileage, to obtain True Mileage.
{ 42m 44c 78L ON ORIG SURVEY }

Railway Department Melbourne Jan 1915
No 1774/114

VICTORIAN RAILWAYS, CAVENDISH TO TOOLONGO

No 15

SCALES HORIZONTAL, 4 CHAINS TO AN INCH.
VERTICAL, 40 FEET TO AN INCH.

NOT IN
P.C.R. CROSSING
BANK ONE CHAIN WIDE (UNLESS)
ALIGNMENT LINE

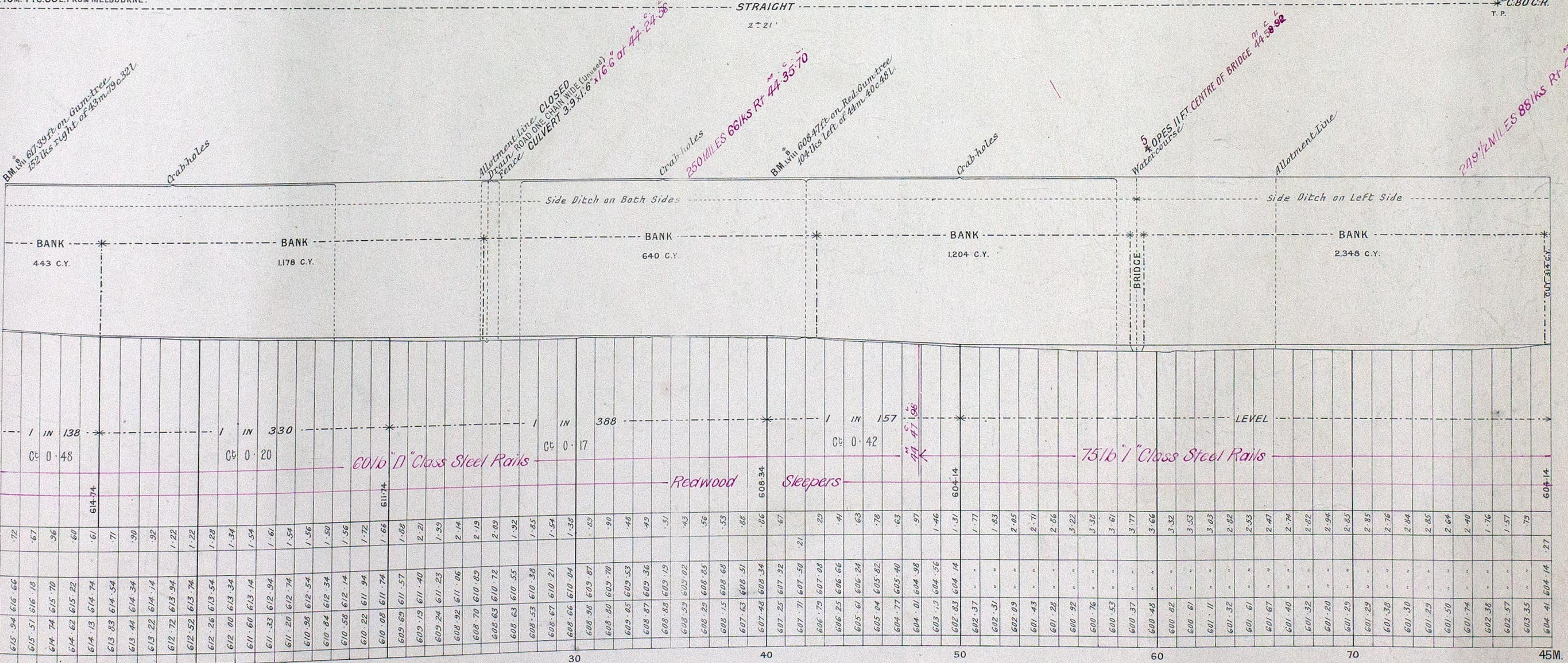

25 1/2 MILES 66 LKS RT 43 35 70
B.M. 643 24 Ft on Red Gum tree
98 lks right of 43m. 30 c. 251

50 PIES 11 FT CENTRE OF BRIDGE 43 55 40
Watercourse
Fence

Fence OCCUPATION CROSSING at 43 50 60
Fence BOX CULVERT 9 9 17 0 lks Left of 43 50 60

25 1/2 MILES 66 LKS RT 43 75 70
Fence

B.M. 635 50 Ft on Gum tree
98 lks left of 43m. 0 c. 161
CULVERT 2 3 17 6 3 9 1/2 lks at 43 10 2



NOTE: From 42m. 46c. 34l. ON DEVIATION..... Add 110 lks to Local Mileage
From 42m. 44c. 78l. ON DRIFT SURVEY to obtain True Mileage.

Railway Department MELBOURNE JAN 1915
J. H. M. J. W. E. P. O. C. in Charge

VICTORIAN RAILWAYS, CAVENDISH TO TOOLONDO

N^o 17*

SCALES { HORIZONTAL. 4 CHAINS TO AN INCH.
VERTICAL. 40 FEET TO AN INCH.

*616 Perrin
per B.H.L.
246-18*

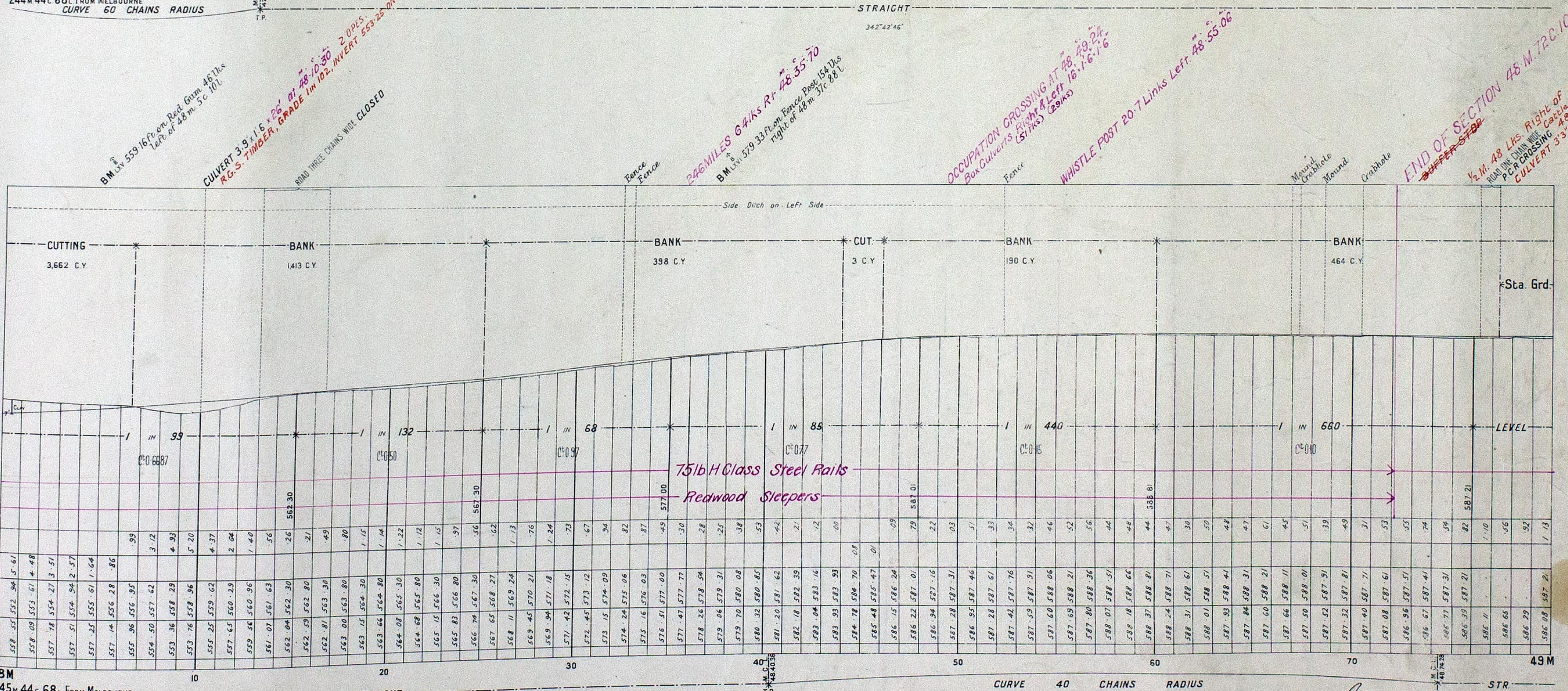
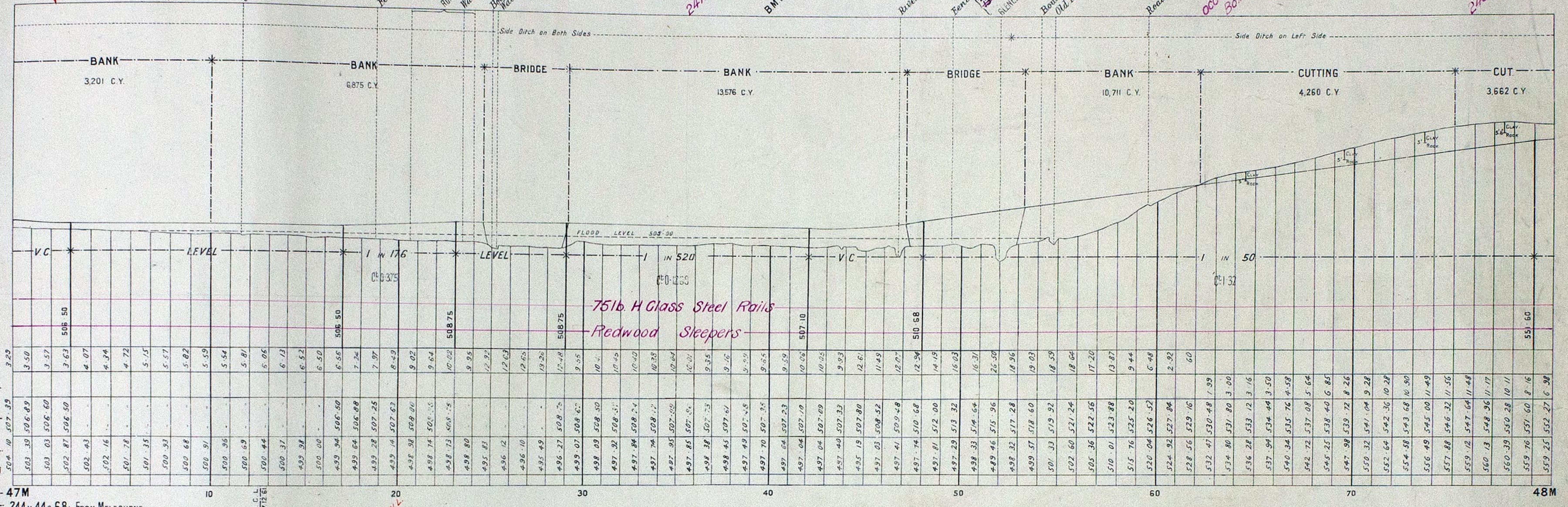
WHISTLE POST 18 LKS RIGHT 47m. 1c. 96L.
*BM 501.94 P.O. on Stamp 4270k
L.R. of 47m. 8c. 56L*

247 MILES 64 LKS RT. 47-35-70
*BM 499.12 P.O. on Road 60m. 105 Lks
right of 47m. 5c. 60L*

20 OPES 15 FT AT 47M 49c. 63L.
20 FT 8 2 OPES 15 FT AT 47M 49c. 63L.

*OCCUPATION CROSSING AT 47-26-48
Box Culverts 18, 16, 16 Right & Left
(231.5)*

246 1/2 MILES 50 LKS RT. 47-15-70



NOTE (42m 46c 34L. ON DEVIATION) Add 110 lks to Local Mileage
From (42m 44c 78L. ON ORIG. SURVEY) to obtain True Mileage.

RAILWAY DEPARTMENT MELBOURNE JAN 1915
Office in Charge
12/10/15

*Plans & Sections
From 40m 60c 82L
to 48m 72c 10L
Revised with
P.O. 47-15-70*

VICTORIAN RAILWAYS, CAVENDISH TO TOOLONDO

Nº 19

— SCALES — HORIZONTAL, 4 CHAINS TO AN INCH.
VERTICAL, 40 FEET TO AN INCH.

B.M. 568 50 Pz on Road 109 Ths
Right of 51m. 3c. 70c.

Swampy Watercourse

Alignment Line
CULVERT 2 OPES 3.91x2.3x10' at 51M.4C.50L.

Grasshole

B.M. 570 86 Pz on Road 46 Ths
Left of 51m. 31c. 50c.

243M. 47Lks Right 51M.35C.40L.

Alignment Line

1/2 M. 48Lks Right 51M.75C.70L.

RAILS

Hobson's Bay
above L.W.M.

51M
248M 44c 68L FROM MELBOURNE

WHISTLE POST 18Lks Left 52M.8C.

CAUTION POST 20Lks Right 52M.27C.57L.
TRAFFIC CROSSING CULVERT 3.91x2.3x10' at 52M.28C.
SWAMPY WATERCOURSE WITH CULVERTS 3.91x2.3x10' at 52M.28C.

242M. 49Lks Right 52M.35C.70L.
CULVERT 3.91x2.3x17'6" at 52M.35C.55L.

STRAIGHT
31° 17' 46"

B.M. 571 91 Pz on Post 75 Ths
Right of 52m. 40c.

WHISTLE POST 18Lks Right 52M.48C.

1/2 M. 48Lks Right 52M.75C.70L.

RAILS

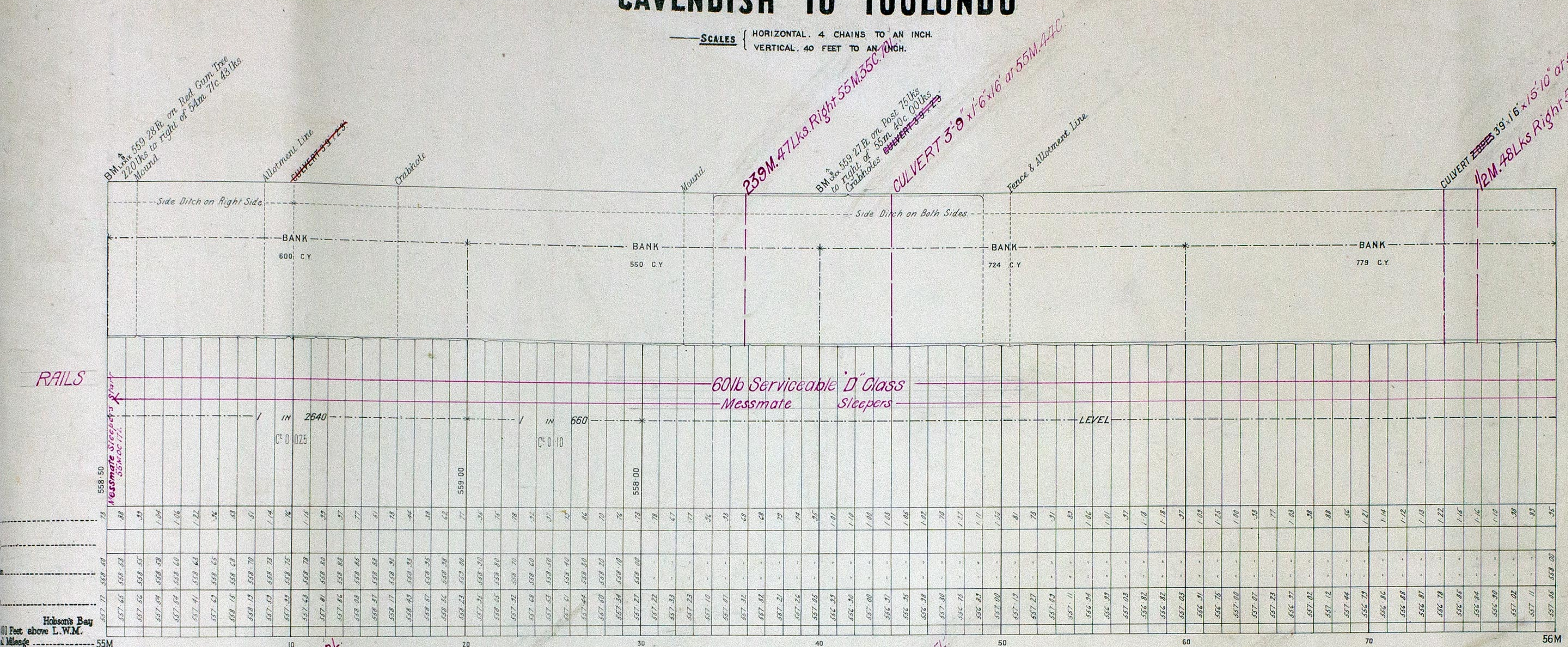
Hobson's Bay
above L.W.M.

52M
249M 44c 68L FROM MELBOURNE

— NOTE —
FROM (42M. 46c. 34L. ON DEVIATION) Add 110 Lks. to Local Mileage
(42M. 44c. 78L. ON ORIG. SURVEY) to obtain True Mileage.

VICTORIAN RAILWAYS, CAVENDISH TO TOOLONDO

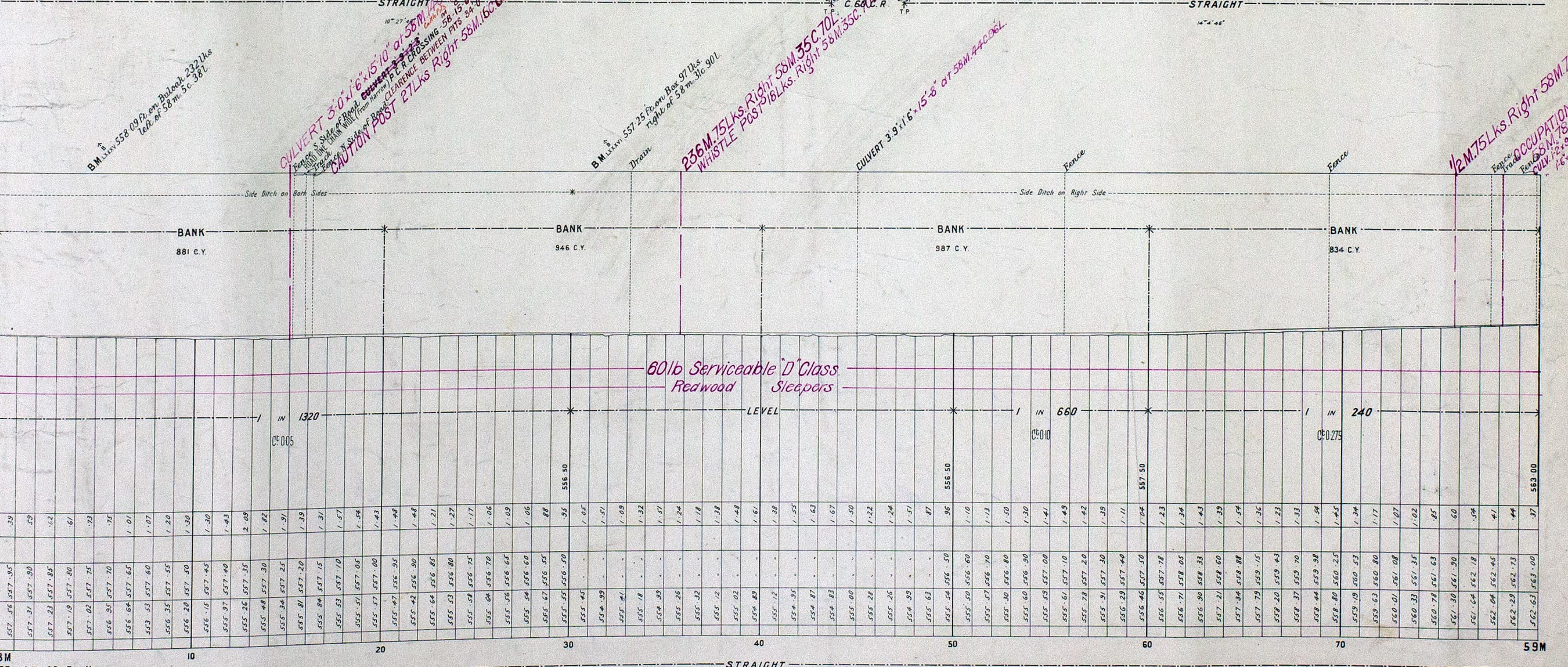
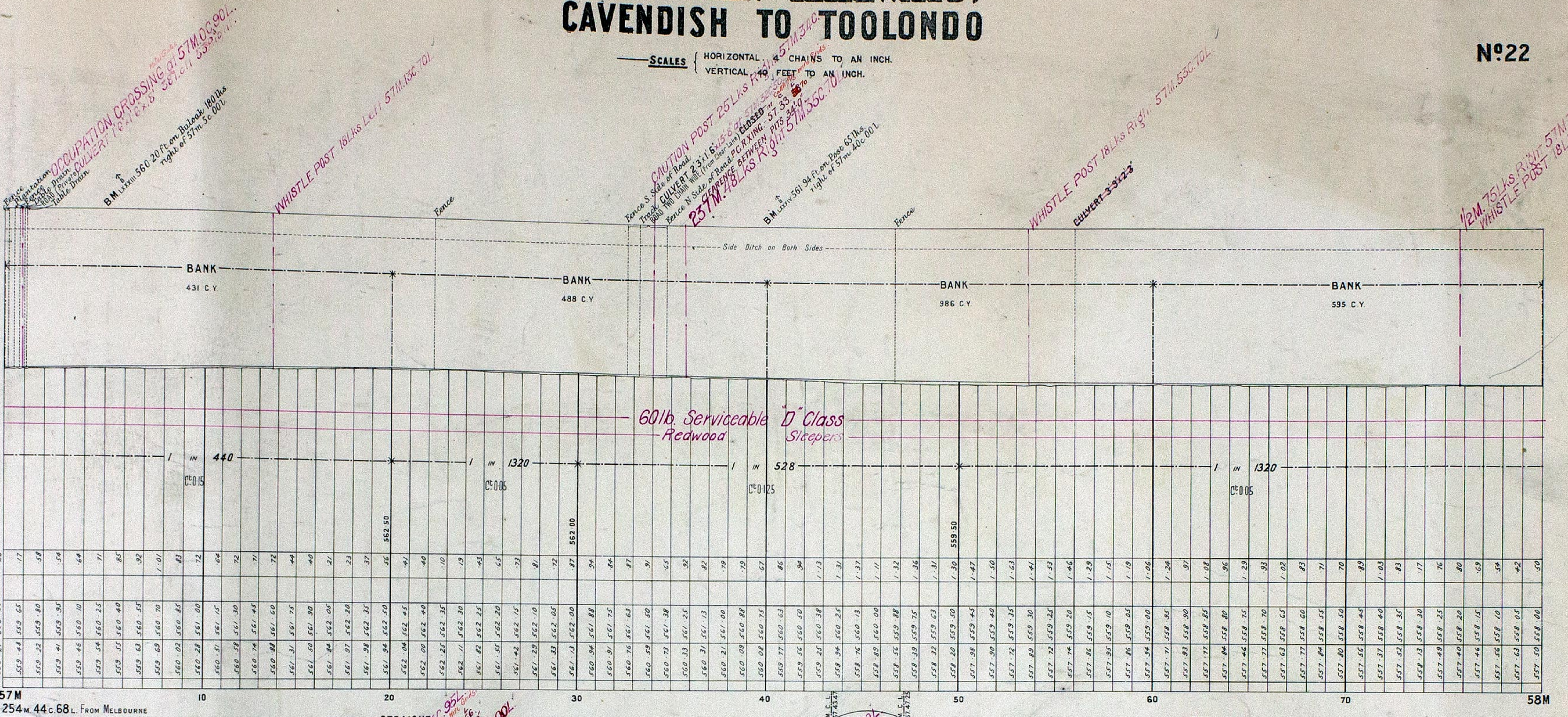
SCALES HORIZONTAL. 4 CHAINS TO AN INCH.
VERTICAL. 40 FEET TO AN INCH.



VICTORIAN RAILWAYS, CAVENDISH TO TOOLONGO

Nº22

SCALES { HORIZONTAL 1/4 CHAINS TO AN INCH.
VERTICAL 40 FEET TO AN INCH.



NOTE { 42M 45C 34L ON DEVIATION FROM 42M 44C 78L ON ORIG SURVEY } Add 110 lks to Local Mileage to obtain True Mileage.

